

GREEN DROP

Watch Report

2023



"Water is Life, Sanitation is Dignity"



water & sanitation

Department:
Water and Sanitation
REPUBLIC OF SOUTH AFRICA



green drop
CERTIFICATION

waste water service
REGULATION

GREEN DROP WATCH REPORT 2023: TECHNICAL ASSESSMENT OF THE CONDITION OF MUNICIPAL WASTEWATER CONVEYANCE AND TREATMENT SYSTEMS IN SOUTH AFRICA

FOREWORD BY HONOURABLE MINISTER



It gives me great pleasure to present the 2022/23 Green Drop Watch Report. This Watch Report is a once-off report as I undertook to keep the sector and the country informed on the status of drinking water and wastewater systems during the release of the 2021/22 Drops Reports. The Green Drop and Blue Drop Watch Reports provides interim insights, while the 2022/23 Blue Drop Audit Cycle and Green Drop PAT Cycle is underway. The full 2022/23 Blue Drop report will be released in July 2023 whilst the Green Drop progress assessment report will be made available.

The 2021/22 Drops programme introduced the concept of regulatory surveillance, and the Green Drop Watch Report builds on that concept and flags wastewater systems that are in a critical state, points to root causes and interventions, and is intended to shine a spotlight on the systems requiring improvement. While the report highlights areas for concern on the state of wastewater systems, it is an interim report, and the assessment may change once the Green Drop PAT is complete.

I am nonetheless encouraged by the response to the 2021/22 Green Drop and Blue Drop progress Reports and I want to maintain the momentum that has been generated through the process.

Access to safe and reliable drinking water is embedded in our Constitution and we want to protect consumers from potentially unsustainable and unsafe services. Equally, wastewater management and sanitation, in general, are paramount to the dignity of our people and integrity of the environment. We want to raise the standard requirements of our water services institutions and to ensure that we strive for excellence in these fields. We recognise that this requires partnerships and are encouraged by the support from municipalities, private sector and the Department of Public Works, who all heeded the call to action in their efforts to bring about improvements.

We need to build on the good work being done through the Drops Programme but must ensure that it does not become our only catalyst for change. We have to ensure that we remain constantly engaged, monitor, report and improve in the period between the Drops reports. Reports such as the Watch Report, are therefore extremely valuable. I am nonetheless looking forward to the release of the Blue Drop Report in July 2023 and commencement of the next cycle of the Drops Programme.

A handwritten signature in black ink, appearing to read 'S. Mchunu', written in a cursive style.

Minister for Water and Sanitation: Mr Senzo Mchunu

Date: 19/05/2023

GREEN DROP WATCH REPORT 2023 INDEX

FOREWORD BY HONOURABLE MINISTER	i
1. EXECUTIVE SUMMARY	vii
2. INTRODUCTION	1
3. NATIONAL OVERVIEW OF MUNICIPAL WASTEWATER CORRECTIVE ACTION PLAN STATUS	3
4. EASTERN CAPE: MUNICIPAL WASTEWATER CORRECTIVE ACTION PLAN STATUS	9
4.1 <i>Alfred Nzo District Municipality</i>	19
4.2 <i>Blue Crane Local Municipality</i>	19
4.3 <i>Chris Hani District Municipality</i>	20
4.4 <i>Dr Beyers Naude Local Municipality</i>	20
4.5 <i>Kouga Local Municipality</i>	21
4.6 <i>Koukamma Local Municipality</i>	22
4.7 <i>Makana Local Municipality</i>	23
4.8 <i>Ndlambe Local Municipality</i>	24
4.9 <i>OR Tambo District Municipality</i>	24
4.10 <i>Sunday River Valley Local Municipality</i>	25
5. FREE STATE: MUNICIPAL WASTEWATER CORRECTIVE ACTION PLAN STATUS	26
5.1 <i>Kopanong Local Municipality</i>	35
5.2 <i>Letsemeng Local Municipality</i>	35
5.3 <i>Mafube Local Municipality</i>	36
5.4 <i>Maluti-A-Phofung Local Municipality</i>	36
5.5 <i>Mangaung Local Municipality</i>	37
5.6 <i>Mantsopa Local Municipality</i>	38
5.7 <i>Masilonyana Local Municipality</i>	39
5.8 <i>Matjhabeng Local Municipality</i>	39
5.9 <i>Metsimaholo Local Municipality</i>	40
5.10 <i>Mohokare Local Municipality</i>	41
5.11 <i>Moqhaka Local Municipality</i>	41
5.12 <i>Nala Local Municipality</i>	42
5.13 <i>Ngwathe Local Municipality</i>	42
5.14 <i>Nketoana Local Municipality</i>	43
5.15 <i>Phumelela Local Municipality</i>	44
5.16 <i>Setsoto Local Municipality</i>	44
5.17 <i>Tswelopele Local Municipality</i>	45
6. GAUTENG: MUNICIPAL WASTEWATER CORRECTIVE ACTION PLAN STATUS	46
6.1 <i>City of Tshwane Metropolitan Municipality</i>	52
6.2 <i>Lesedi Local Municipality</i>	52
6.3 <i>Merafong Local Municipality</i>	54
6.4 <i>Rand West Local Municipality</i>	55
7. KWAZULU NATAL: MUNICIPAL WASTEWATER CORRECTIVE ACTION PLAN STATUS	57
7.1 <i>Amajuba District Municipality</i>	63
7.2 <i>uMkhanyakude District Municipality</i>	63
7.3 <i>uMzinyathi District Municipality</i>	65
7.4 <i>Zululand District Municipality</i>	65
8. LIMPOPO: MUNICIPAL WASTEWATER CORRECTIVE ACTION PLAN STATUS	67
8.1 <i>Bela Bela Local Municipality</i>	76
8.2 <i>Capricorn District Municipality</i>	76

8.3	Greater Sekhukhune District Municipality	77
8.4	Lephalale Local Municipality	78
8.5	Modimolle-Mookgopong Local Municipality	79
8.6	Mogalakwena Local Municipality	80
8.7	Mopani District Municipality	81
8.8	Polokwane Local Municipality	81
8.9	Thabazimbi Local Municipality	82
8.10	Vhembe District Municipality	83
9.	MPUMALANGA: MUNICIPAL WASTEWATER CORRECTIVE ACTION PLAN STATUS	85
9.1	Albert Luthuli Local Municipality	93
9.2	Bushbuckridge Local Municipality	93
9.3	Dipaleseng Local Municipality	94
9.4	Emalahleni Local Municipality	95
9.5	Lekwa Local Municipality	95
9.6	Msukaligwa Local Municipality	96
9.7	Pixley ka Seme Local Municipality	97
9.8	Thaba Chweu Local Municipality	99
10.	NORTH WEST: MUNICIPAL WASTEWATER CORRECTIVE ACTION PLAN STATUS	100
10.1	Dr Ruth S Mompoti District Municipality	109
10.2	Kgetlengriver Local Municipality	109
10.3	Madibeng Local Municipality	110
10.4	Maquassi Hills Local Municipality	111
10.5	Moretele Local Municipality	112
10.6	Moses Kotane Local Municipality	113
10.7	Ngaka Modiri Molema District Municipality	113
11.	NORTHERN CAPE: MUNICIPAL WASTEWATER CORRECTIVE ACTION PLAN STATUS	116
11.1	Dikgatlong Local Municipality	128
11.2	Emthanjeni Local Municipality	128
11.3	Ga-Segonyana Local Municipality	129
11.4	Gamagara Local Municipality	130
11.5	Hantam Local Municipality	131
11.6	Joe Morolong Local Municipality	131
11.7	Kamiesberg Local Municipality	132
11.8	Kareeberg Local Municipality	132
11.9	Karoo Hoogland Local Municipality	133
11.10	Kgatelopele Local Municipality	133
11.11	Khai Ma Local Municipality	134
11.12	Kai Garib Local Municipality	135
11.13	!Kheis Local Municipality	135
11.14	Magareng Local Municipality	136
11.15	Nama Khoi Local Municipality	136
11.16	Phokwane Local Municipality	137
11.17	Renosterberg Local Municipality	138
11.18	Richtersveld Local Municipality	138
11.19	Siyancuma Local Municipality	139
11.20	Sol Plaatje Local Municipality	139
11.21	Tsantsabane Local Municipality	140

11.22	<i>Ubuntu Local Municipality</i>	140
11.23	<i>Umsobomvu Local Municipality</i>	141
12.	WESTERN CAPE: MUNICIPAL WASTEWATER CORRECTIVE ACTION PLAN STATUS	142
12.1	<i>Beaufort West Local Municipality</i>	149
12.2	<i>Hessequa Local Municipality</i>	149
12.3	<i>Kannaland Local Municipality</i>	150
12.4	<i>Langeberg Local Municipality</i>	151
12.5	<i>Matzikama Local Municipality</i>	151
12.6	<i>Prince Albert Local Municipality</i>	152
12.7	<i>Swellendam Local Municipality</i>	153
13.	CONCLUSION	154
	ANNEXURE A – REGULATORY INTERVENTIONS	155
	ANNEXURE B – LIST OF TABLES AND FIGURES	156

ACRONYMS

ACRONYMS	DESCRIPTION	ACRONYMS	DESCRIPTION
ANDM	Alfred Nzo District Municipality		
CAP	Corrective Action Plan	MM	Municipal Manager
CDS	Councillor Development Strategy	NA	Not Assessed or Not Applied
CMA	Catchment Management Agency/ Area	NI	No information
CME	Compliance Monitoring and Evaluation	NWA	National Water Act
CoGTA	Cooperative Governance and Traditional Affairs	NWPO	National Water Partnerships Office
CRR	Cumulative Risk Rating	O&M	Operations and Maintenance
DBSA	Development Bank of South Africa	PDCA	Planning, Doing, Checking and Acting
DLG	Department of Local Government	PoE	Portfolio of Evidence
DM	District Municipality	RBIG	Regional Bulk Infrastructure Grant
DPW	Department of Public Works	RO	Regional Office
DWS	Department of Water and Sanitation	SACNASP	South African Council for Natural Scientific Professions
ECMS	Enforcement Case Management System	SALGA	South African Local Government Association
GD	Green Drop	SLA	Service Level Agreement
GDC	Green Drop Certification	SOP	Standard Operating Procedure
GDIP	Green Drop Improvement Plan	TSA	Technical Site Assessment
GD PAT	Green Drop Progress Assessment Tool	USDG	Urban Settlements Development Grant
GWSA	Green Water Services Audit	VROOM	Very Rough Order Of Measurement
HoD	Head of Department	W₂RAP	Wastewater Risk Abatement Plan
HR	Human Resources	WRC	Water Research Commission
IDP	Integrated Development Plan	WSA	Water Services Authority/ Water Services Act
IRIS	Integrated Regulatory Information System	WSP	Water Services Provider
Km	Kilometres	WSI	Water Services Institution
KPA	Key Performance Area	WSIG	Water Services Infrastructure Grant
LM	Local Municipality	WSIP	Water and Sanitation Improvement Programme
MISA	Municipal Infrastructure Support Agent	WSR	Water Services Regulation
MIG	Municipal Infrastructure Grant	WUL	Water Use Licence
MI/d	Mage litres per day	WWTP/W	Wastewater Treatment Plant/Works
PROVINCES/REGIONS			
EC	Eastern Cape	NW	North West
FS	Free State	NC	Northern Cape
GP	Gauteng	KZN	KwaZulu Natal
LP	Limpopo	WC	Western Cape
MP	Mpumalanga		

GLOSSARY

- ◆ **CAP:** A Corrective Action Plan is required by the Regulator, when a WSA has been placed under regulatory surveillance in accordance with the Water Services Act (108 Of 1997) and National Water Act (36 of 1998). The Regulator requires municipalities with WWTW's in critical and poor state to submit a detailed corrective action plan within 60 days from publishing of the Green Drop report. In addition, these municipalities were advised to ringfence water services grant allocation to rectify/restore wastewater collection and treatment infrastructure shortcomings identified in the report. (Note: The GDIP is also accepted by the regulator as a CAP, as it outlines the actions required to remedy poor performing Green Drop KPAs).
- ◆ **CRR:** The Cumulative Risk Rating is a calculated risk value ($\%CRR/CRR_{max}$ Deviation) which indicates the risk status of a WWTW based on 4 risk indicators: design capacity, operational (in)flow, effluent quality compliance, technical compliance.
- ◆ **Critical state:** A wastewater system is considered in critical state when it received a Green Drop score of less than 31%. This scoring bracket indicates that most or all of the systems, processes and infrastructure responsible for the delivery of safe wastewater services, are deemed to have failed and dysfunctional.
- ◆ **GDIP:** The Green Drop Improvement Plan (GDIP) is a dedicated workplan that aims to remedy each low-scoring Green Drop criterion, with the primary objective of achieving a higher (targeted) Green Drop score. CAPs are turnaround plans for critical or poor Green Drop status of WSIs, whereas the GDIP applies to all WSIs to keep on improving on wastewater management practices.
- ◆ **GDPAT:** A Green Drop Progress Assessment Tool is used to evaluate and draft the biennial Green Drop report, based on CRR analysis.
- ◆ **IRIS:** The Integrated Regulatory Information System (IRIS) is a web-based application used by the Department of Water & Sanitation to facilitate the relationship between Regulation and Management of water supply and wastewater systems, while also keeping relevant stakeholders informed on compliance trends of registered supply systems. Information is uploaded by the Water Services Institution onto IRIS to allow the Inspector to assess evidence before, during and after the audit event. IRIS contains an inventory of information on all registered wastewater systems, tracks historic system performance, and provides the platform to register wastewater treatment works and operations staff.
- ◆ **Technical Site Assessment:** A physical inspection is done at 1 to 2 sites to confirm the findings of the desktop audit. These sites are chosen based on their size, technology, and audit findings to best represent the potential state of the remainder of the sewer networks and treatment works. The TSA percentage reflects the physical condition of the sewer collector network, pumping stations, treatment plant and point of discharge. The intention of the TSA is to verify the evidence presented and findings of the Green Drop audit by undertaking a physical inspection of the selected site/s.
- ◆ **VROOM:** The Very Rough Order of Measurement (VROOM) is an estimation of the funding required to restore existing treatment infrastructure to its original design capacity and operations, by addressing civil, mechanical, and electrical and instrumental defects. A singular VROOM cost is determined by assessing 1-2 plants, to calculate a cost per system. The cost is derived through an algorithm that uses the Inspector's impression of the condition of the hardware, based on a model that considers the size of the hardware and the market/ industry cost indications, to estimate the cost to repair, refurbish or replace the dysfunctional infrastructure. The singular VROOM costs are extrapolated, in relation to the total Green Drop scores and systems' design capacities, to derive an aggregated score for all the wastewater treatment works within the WSI. NOTE: It does not constitute a specification, schedule of quantities or a definite refurbishment figure, but rather an indicative amount to inform a budget and hardware requirements.
- ◆ **WSI:** A Water Services Institution is defined as "...an entity, utility, or authority that provides water services to consumers or to another water services institution, and thereby is subject to compliance with the water laws of South Africa. WSI also means a water services authority, a water services provider, a water board, and a water services committee..."
- ◆ **WSA:** A Water Services Authority is any District, Metropolitan or Local Municipality that is responsible for providing water services to end users.
- ◆ **Wastewater System:** A wastewater system is defined as the pipes, sewers, pumping stations and treatment works that collect, reticulate, and treat wastewater from residents, businesses, and industries before releasing or reusing the final treated effluent and biosolids. Two different scorecards are used during the audit process, depending on the treatment technology employed:
 - Basic system: This is typically a treatment works with entry level technology, limited/no mechanical components, such as evaporation ponds, oxidation ponds, maturation ponds, sludge lagoons, wetlands, and reedbeds. Basic systems are less complex, have less stricter requirements, and generally hold lesser risk to the environment and customer
 - Advanced system: This is typically a works that employs more advanced forms of technology and comprise of several electrical, mechanical and instrumentation components, such as screening, de-gritting, biological filters, activated sludge systems, extended aeration, membranes, filters, belt presses, anaerobic digesters, UV disinfection, and pump stations. Advanced systems are generally more complex, hold potentially higher risk to the receiving environment, and are subject to stricter legal standards.

1. EXECUTIVE SUMMARY

Green Drop Certification

Wastewater services are delivered by 144 Water Services Authorities (municipalities) in the 9 Provinces of South Africa, through a network comprising of 850 WWTWs with a total installed treatment capacity of 6,971 Ml/d. The wastewater conveying networks are estimated around 3,211 pump stations and 47,449 km outfall and main sewer pipelines, which excludes network data from 98 municipalities (no information during the 2021 audit).

The Green Drop incentive-based regulation programme was revitalised in 2021 to identify and develop the core competencies to strengthen and gradually improve the standard of wastewater management in South Africa. The Green Drop Report 2022 revealed many systems to be in moderate, good and excellent status and acknowledged such. However, the Department also raised its concern with the growing number of wastewater networks and treatment systems that were found to be in critical state, with Green Drop scores of less than 31%. The Minister pledged to act at municipalities who continue to fail compliance and good practice standards and who fail to put credible corrective plans in place, thereby compromising the wellbeing of people and the environment.

Green Drop Watch Report 2023

The Green Drop Watch Report is a special interim report that gives expression to the leadership's intent to monitor and publish the status of "turnaround" *one year after* identification of 334 critical wastewater systems in the Green Drop report of April 2022. This report draws attention to the status and quality of correction actions plans, taken by the local authorities responsible for critical systems, who were placed under regulatory surveillance. As an interim report leading to the 2023 GDPAT report and 2024 Green Drop audit, the Watch Report seeks to keep the public and stakeholders updated and informed on the progress (or lack thereof) made by municipalities to remedy failing and dysfunctional wastewater infrastructure and compliance.

Green Drop Watch Areas

Three Watch Areas are reflected in this report, using the Green Drop 2022 results as baseline:

- ◆ Watch Area 1: **Planning** deals with system-specific Corrective Action Plans to improve on the 2022 Green Drop scores
- ◆ Watch Area 2: **Implementation** deals with securing of water services grants, funding, and appropriate resources to implement the CAP
- ◆ Watch Area 3: **Intervention** deals with the status and types of interventions by DWS.

Summary of Results

Nine Provinces and 334 municipal WWTWs were identified to be in critical state in 2022, receiving Green Drop scores below 31%. These municipalities were placed under regulatory surveillance in accordance with the Water Services Act (108 Of 1997). The Regulator required the WSIs to submit a detailed corrective action plan within 60 days from the publishing of the Green Drop 2022 Report. The receipt, quality and implementation of the CAPs are monitored by 9 DWS Regional Offices.

Accordingly, 334 non-compliance letters were issued to the WSIs. 168 CAPs were received by DWS giving a 50% (168 of 334) response to the Regulatory request. A total of 43 WSA requested support from DWS, and 34 of the 168 CAPs received by the DWS are being implemented to date of the Watch Report, with the balance being in planning phase or no progress reported. 104 CAPs are addressing one or more of the 5 Green Drop KPAs, with the vast majority of the CAPs not addressing all of the (5) Green Drop KPAs. An effective CAP should ideally address all 5 KPAs as these are key drivers to ensure successful turnaround. 100 CAPs managed to reroute funding and/or mobilised specialist resources to implement their CAPs. Nationally, 172 (51%) of critical-state systems received regulatory and enforcement actions, ranging from cases reported, notices and directives issued, and criminal charges laid. A total of 307 (92%) systems have active monitoring and actions follow-up by the DWS Regional Offices.

The key issues identified by DWS regions that impact on turnaround were found to be 1) funding constraints, 2) lack of targeted, resources actions plans, 3) vandalism and theft, 4) sewage losses before reaching the treatment works, 5) construction and contractor issues and not meeting deadline or quality objectives, 6) unstable technical staff, 7) lack of cooperation by municipalities, 8) lack of capacity by DWS enforcement officials, 9) ongoing lack of O&M by municipalities despite enforcement measures taken, 10) training constraints, 11) non-responsive or vague commitment by municipalities, 12) ongoing deterioration of infrastructure, processes and poor effluent quality.

The Way Forward

The Department of Water and Sanitation commends municipalities who accomplished the submission of good quality CAPs, supported by sufficient resources to effect turnaround, and who achieved implementation targets to date. On the contrary, the Regulator notes

with deepened concern the delay, non-responsiveness, and poor quality CAPs by a notable number of municipalities. The Regulator will continue to monitor the status of these wastewater systems and will resort to relevant enforcement action, remedial work at cost of the non-complying municipality and other radical interventions to ensure the safety of communities and protection of the natural resources. The Department is also strengthening its collaboration with relevant sector partners (SALGA, COGTA and MISA) to assist municipalities through the development of a Green Drop Support Plan that entails specific support activities, as outlined in the report. In addition, the Department is taking steps to improve its inhouse capacity to be proactive and able to respond more effectively in its regulatory and mandated duty, to fast-track visible and measurable improvement in wastewater management.

2. INTRODUCTION

Green Drop Certification






Wastewater services are delivered by 144 Water Services Authorities (municipalities) in the 9 Provinces of South Africa, through a network comprising of 850 WWTWs with a total installed treatment capacity of 6,971 Ml/d. The wastewater conveying networks are estimated around 3,211 network pump stations and 47,449 km outfall and main sewer pipelines, which excludes network data from 98 municipalities (no information during the 2021 audit).

The Green Drop regulation programme was launched as a systematic and programmatic approach to identify and develop the core competencies that, if strengthened, would gradually and sustainably improve the standard of wastewater management in South Africa. By adopting the PDCA (Planning, Doing, Checking and Acting) concept of continuous improvement through standardisation, each Green Drop audit cycle is based on a set of audit criteria that are stricter than the previous cycle requirements, thereby ensuring a positive push for betterment and improvement in wastewater management. The audit process also provides for a “consultative audit process” that seeks to transfer skills and empower those responsible for wastewater management to deliver according to the set standards. It is a transparent process, with clearly defined criteria that is geared to protect consumers from potentially unsustainable and unsafe services, as well as protecting the country’s water resources.





In the spirit of cooperative governance, the Green Drop audit criteria are continuously being redesigned and updated to complement the efforts of other government and stakeholder programmes. The portfolio of evidence (PoE) provided by WSIs provides essential information to inform planning by sectoral partners, with the universal objective of achieving functional wastewater systems in the short term and excellence in wastewater management in the longer term.

The ultimate goal of the Green Drop is to inspire a path that brings about sustainable and compliant wastewater services through competent people, disciplined thought, and collective action, which can be measured and reported to South African citizens every year.

The Green Drop process upholds scientific principles and is founded in its ability to measure and report performance that reflects the functionality and status of the wastewater systems. The scoring legends are as following:

	≥95-100%	Ideal performance and full functional infrastructure and processes (Excellent)
	≥80-<95%	Fully functional infrastructure and processes, with minor corrections to be made (Good)
	≥50-<80%	Partially functional infrastructure and processes, and average performance (Average/ Moderate)
	≥31-<50%	Partial functionality and unsatisfactory performance, with major corrections to be made (Poor)
	0-<31%	Dysfunctional and unsatisfactory performance, with major corrections to be made (Critical)

Coupled to the Green Drop score, a risk score (%CRR/CRR_{max} Deviation) is calculated to indicate the Cumulative Risk Rating of a wastewater treatment works. Whereas the Green Drop score indicate the performance of the *entire wastewater service*, the CRR risk score focus specifically on the *wastewater treatment plant* and its associated risk. The CRR scoring legends are as following:

%CRR/CRR _{max} Deviation	90 – 100% Critical Risk WWTW's	
	70 - 90% High Risk WWTW's	
	50-70% Medium Risk WWTW's	
	Less 50% Low Risk WWTW's	

Typically, a *low Green Drop score* will have a matching *high CRR score* and will guide the responsible authority and associated stakeholders to specific defective areas that require intervention and corrective action.

Green Drop Watch Report 2023

Upon release of the Green Drop Report 2022, the Minister for Water and Sanitation Mr Senzo Mchunu said: “*It is of great concern that there are so many systems with scores below 31%, indicating a dismal state of wastewater management, posing a risk to both environment and public health. I am therefore making the call ... to use this report as the turning point towards sustainable improvement. I need to make it clear that action will be taken against those municipalities that flagrantly put the lives of our people and environment at risk. We will use this report as the baseline for the Water Services Improvement Programme (10-point plan) from where we will measure the sustainable turn-around which we aspire to.*”

The Director-General Dr Shaun Douglas Phillips, further highlighted the Department’s intent to monitor and enforce turnaround: “*This year’s assessment has provided us with a baseline and the platform to launch the turnaround.*”

In light of the above, the Green Drop Report 2022 identified wastewater systems that were in “critical” state and instructed municipal managers to submit a Corrective Action Plan within 60 days of the publication of the Green Drop results. Municipalities were further advised to ringfence water services grant funds allocations to rectify and restore wastewater collection and treatment infrastructure.

The Green Drop Watch Report is therefore NOT a Green Drop audit report. It is a special interim report that gives expression to the leadership’s intent to monitor and publish the status of “turnaround” one year after identification of 334 critical wastewater systems in April 2022. This report draws attention to the corrective actions plans (or lack thereof) taken by the local authorities responsible for critical systems, and who were placed under regulatory surveillance.

The Watch Report provides feedback on the current status of corrective action plans (CAPs), as well as the resources availed by the WSAs to ensure the implementation of the CAPs. As part of the one-year due diligence, follow up inspections were also conducted by DWS at some of the wastewater treatment facilities associated with the critical Green Drop scores.

The Watch report covers feedback on the findings of such follow up inspections, and the status of the funds that were required to be ringfenced to support implementation of the refurbishment and restoration of plant capacity and functionality. The structure of the GD Watch Report is outlined below, starting with a baseline for context, followed by three Watch Areas (Planning, Implementation and Intervention).

BASELINE:

- ◆ Details of municipality and wastewater systems in critical state in 2022
- ◆ Municipal and System Green Drop score
- ◆ TSA score
- ◆ VROOM amount reported for the municipality to restore functionality.

Watch Area 1: PLANNING - Corrective Action Plan to improve on the Green Drop Scores

- ◆ Compliance letter issued
- ◆ Acknowledgement of receipt by WSI
- ◆ WSI requested support or extension wrt development of CAP
- ◆ DWS schedule engagement with non-responsive WSIs
- ◆ CAP implementation status
- ◆ Quality of CAPs.

Watch Area 2: IMPLEMENTATION - Securing of water services grants, funding, and appropriate resources to implement the CAP

- ◆ CAP implementation monitoring
- ◆ KPA areas targeted through CAP (KPA 1, 2, 3, 4, 5)
- ◆ Resources secured to implement CAP (funds, expertise, staff, none).

Watch Area 3: INTERVENTION – Status and types of interventions by DWS

- ◆ Regulator’s compliance and enforcement monitoring status
- ◆ Type of legal interventions taken
- ◆ Regional Heads regulatory comment.

Wastewater Systems excluded from the Green Drop Watch Report 2023

The Green Drop 2021/22 audits confirmed that majority of wastewater systems owned and operated by the Department of Public Works (DPW) failed against the audit criteria, i.e. 102 of 115 wastewater systems failed to achieve the minimum Green Drop target of 31%. These systems were placed under regulatory focus, with the exception of one system linked to the Eastern Cape Port Elizabeth Region. DPW National and DPW Regions were required by the Regulator to submit a detailed corrective action plan (CAP) within 60 days of publishing of the DPW Green Drop Report. All these systems were placed under regulatory surveillance, in accordance with the Water Services Act (108 Of 1997). The DPW Regions were also advised to ringfence their water services funding or grant allocations to rectify and restore the wastewater collection and treatment shortcomings identified in the DPW Report.

The DWS is aware of the critical state and dysfunctional condition of DPW systems. However, the Green Drop Watch Report does not cover DPW systems, as a targeted approach is followed to remedy this matter on governmental level.

The Watch Report does not include private organisations, i.e. Kruger National Park or Eskom (state-owned) wastewater systems, as none of these systems resides in critical state, and overall are upholding a high standard.

3. NATIONAL OVERVIEW OF MUNICIPAL WASTEWATER CORRECTIVE ACTION PLAN STATUS

Overview of critical wastewater systems

In 2021/2022, 850 wastewater systems from 144 municipalities were assessed in accordance the Green Drop audit requirements. The inherent value of the 2021 audit results was that it established a much needed and updated baseline from where appropriate turnaround strategies can be developed, implemented, and monitored, as outlined by the National Water and Sanitation Master Plan of 2018.

Amongst other findings, the Green Drop identified a significant portion of the wastewater systems in either a “Critical State”, or “Poor Performance” state. Most concerning was the historic trend showing a steep regress in wastewater performance over the 2013 to 2021 timeline. The Regulator expected this decline to continue and escalate if the root causes were not addressed by municipal leaders and management. One manner of addressing the regress, was to place municipalities with critical systems under regulatory terms and surveillance. This was done by identifying systems with a Green Drop score of <31% and CRR risk score of >90%.

From the Green Drop Report 2022, a total of 334 (39%) of municipal wastewater systems were identified to be in a critical state and required urgent interventions and turnaround. This was especially concerning, given the digress against the 2013 baseline whereby 248 (29%) of the systems deteriorate in their Green Drop score, thus confirming a concerning trend of digress over 8 years. This decline was found at both the treatment and sewer collection systems. The Green Drop audit process established that WSIs with low levels of investment in infrastructure, and low capacity in respect of skilled personnel, were more likely to have wastewater systems in a critical state.

Diagnostic analysis confirmed that the national Cumulative Risk Ratio for treatment plants regressed from 65.4% in medium risk positions (in 2021), to 70.1% of plants in high-risk positions (in 2023). The most prominent risks were observed at treatment level, and pointed to works that exceeded their design capacity, dysfunctional processes, and equipment (especially disinfection), lack of flow monitoring, and effluent and sludge non-compliance. This reflected the increased demand placed on existing collection and treatment infrastructure due to expansion driven by population and economic growth. The latter posed an opportunity for Local Government and the industrial /commercial sector to jointly seek solutions to ensure a sustainable turnaround of the municipal wastewater business. Opportunities are presented in terms of reducing cost through process optimisation and improved energy efficiency, and beneficial use of sludge and other energy resources. The National 2021 Green Drop performance is highlighted in Table 1 below.

Table 1 - National 2021 Green Drop Performance Highlights

Provinces	2013 GD Score (%)	2021 GD Score (%)	2021 Critical State (<31%)
Eastern Cape	65%	54%	48
Free State	51%	26%	64
Gauteng	83%	68%	9
KwaZulu Natal	82%	68%	20
Limpopo	45%	29%	50
Mpumalanga	44%	49%	33
North West	47%	30%	33
Northern Cape	44%	41%	59
Western Cape	85%	84%	18
Totals	-	-	334 (39%)

Regulatory Enforcement

A total of 334 (39%) of wastewater systems received Green Drop scores below 31% and were placed under **regulatory surveillance** in accordance with the Water Services Act (108 Of 1997) and National Water Act (36 of 1998). The Regulator required the identified municipalities in their respective Provinces, to submit a detailed corrective action plan within 60 days from publishing of the Green Drop 2022 report. In addition, the municipalities were advised to ringfence water services grant allocation to rectify/restore wastewater collection and treatment infrastructure shortcomings identified.

Table 2 - Number of wastewater systems in Critical Space with Green Drop score of <31%

Provinces	# Wastewater Systems	# of Wastewater systems with <31% GD score	% Systems in Critical Space (<31%)
Eastern Cape	123	48	39%
Free State	96	64	67%
Gauteng	60	9	15%
KwaZulu Natal	147	20	14%
Limpopo	64	50	78%

Provinces	# Wastewater Systems	# of Wastewater systems with <31% GD score	% Systems in Critical Space (<31%)
Mpumalanga	76	33	43%
Northern Cape	78	59	76%
North West	48	33	69%
Western Cape	158	18	11%
National Totals	850	334	39%

Further to the Green Drop critical state systems, the CRR% set out to identify WWTWs that fall in high risk and critical risk positions.

This pointed to specific risk indicators being in a precarious state, i.e. operational flow, technical capacity, and effluent quality. Such WWTWs pose a serious risk to public health, environment, and water quality of natural resources. A shift in business practice and refocus by municipal leadership would be required to effect an urgent turnaround in wastewater management. Table 3 below summarises the number of WWTWs that were required to reassess their risk and develop corrective measures to mitigate these hazards.

Of the total 850 WWTWs, 208 were found in critical risk (24%) and 250 in high risk (29%). The provinces with the highest number of municipal WWTWs in critical risk were found to be Northwest, which has 60% of its works in critical risk, followed by Northern Cape at 59%, and Free State at 44%. Limpopo has 38% of its plants in critical risk, and 48% as high-risk plants, which places the bulk of treatment facilities in a vulnerable state.

Table 3 - %CRR/CRR_{max} scores and WWTWs in critical and high-risk space

Provinces	# WWTWs	2021 Average CRR/CRR _{max} % deviation	# of WWTWs in critical and high-risk space			
			Critical Risk (90-100%CRR)	%	High Risk (70-<90%CRR)	%
Eastern Cape	123	72.3%	24	20%	47	38%
Free State	96	81.2%	42	44%	34	35%
Gauteng	60	58.8%	4	7%	12	20%
KwaZulu Natal	147	60.3%	10	7%	42	29%
Limpopo	64	84.7%	24	38%	31	48%
Mpumalanga	76	74.1%	26	34%	24	32%
Northern Cape	78	89.7%	46	59%	27	35%
North West	48	85.0%	29	60%	8	17%
Western Cape	158	53.1%	3	2%	25	16%
National Totals	850	70.1%	208	24%	250	29%

Regulator Enforcement Results as at 31 March 2023

The following results were found following analysis of the Corrective Action Plans submitted by all the provinces and its identified municipalities and WWTWs in critical state.

NATIONAL BASELINE:

- ◆ Details of no. and percentage wastewater systems in critical state in 2022
- ◆ Provincial 2021 Green Drop scores
- ◆ Total VROOM cost reported to restore functionality.

Table 4 - 2021 National Green Drop Baseline Summary

Province	# WWTWs	# WWTWs (<31% GD score)	% Systems in Critical Space (<31%)	Total VROOM Cost	2021 GD Score (%)
Eastern Cape	123	48	39%	R395,048,430	54%
Free State	96	64	67%	R908,455,540	26%
Gauteng	60	9	15%	R486,075,800	68%
KwaZulu Natal	147	20	14%	R27,661,900	68%
Limpopo	64	50	78%	R300,479,100	29%
Mpumalanga	76	33	43%	R275,330,000	49%
Northern Cape	78	59	76%	R120,152,360	30%
North West	48	33	69%	R233,257,500	41%
Western Cape	158	18	11%	R81,521,510	84%
National Totals	850	334	39%	R2,827,982,140	

National Watch Area 1: PLANNING - Corrective Action Plan to improve on the Green Drop Scores

- ◆ No. Compliance letters issued
- ◆ No. WSI systems requesting support or an extension to develop the CAP
- ◆ No. CAPs received and # CAPs implementation status @ 31 March 2023

Table 5 - National Summary of the Corrective Action Planning during 1 April 2022 to 31 March 2023

Province	#WSA	# WWTWs (<31% GD score)	Compliance Letters Issued	WSA Requested Support/ Extension to Develop the CAP	# (%) CAPs Received by DWS	# CAPs Implementation Status @ 31 March 2023
Eastern Cape	10	48	48	17	45 (94%)	2
Free State	17	64	64	None	10 (16%)	None
Gauteng	4	9	9	5	8 (89%)	2
KwaZulu Natal	4	20	20	13	0 (0%)	None
Limpopo	10	50	50	None	50 (100%)	None
Mpumalanga	8	33	33	2	10 (30%)	None
Northern Cape	23	59	59	5	14 (24%)	8
North West	7	33	33	1	13 (39%)	9
Western Cape	7	18	18	None	18 (100%)	13
National Totals	90	334	334	43	168 (50%)	34

Of the 334 systems declared to be in critical state in 2022, a responding 334 compliance letters were issued to the WSIs. 168 CAPs were received by DWS giving a 50% (168 of 334) response to the Regulatory request, and only 34 of the CAPs received are being implemented to date of the Watch Report, with the balance being in planning phase or no progress reported. A total of 43 WSIs requested either support or extension from DWS.

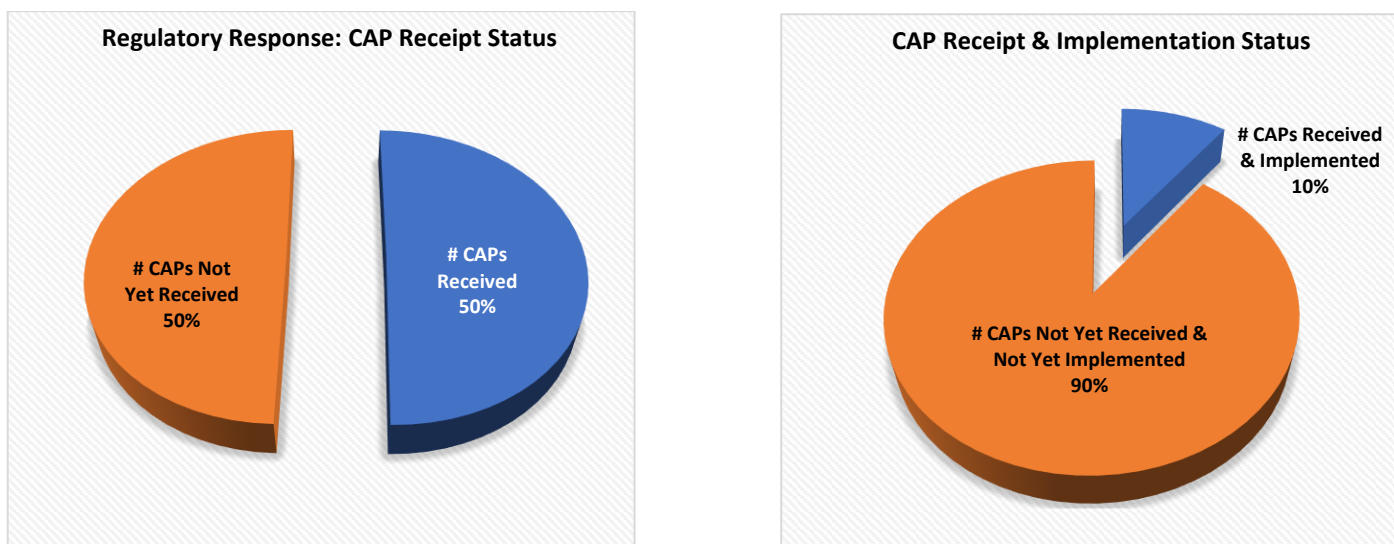


Figure 1 - National Summary of CAPs Receipt Status, and CAPs Receipt and Implementation Status

National Watch Area 2: IMPLEMENTATION - Securing of water services grants, funding, and appropriate resources to implement the CAP

- ◆ No. Systems which are addressing one or more of the (5) Green Drop KPAs Resources
- ◆ No. Systems with Resources Secured/ Mobilised for CAP implementation, i.e. Turnaround of <31% GD % TSA.

Table 6 - National Summary of the Systems addressing the GD KPAs and Securing/ Mobilising Resources to Implement the CAPs

Province	# WWTWs (<31% GD score)	# Systems which are addressing one or more of the (5) Green Drop KPAs in the CAPs received	# Systems with Resources Secured/ Mobilised for CAP implementation, i.e. Turnaround of <31% GD % TSA
Eastern Cape	48	6	6
Free State	64	None	None
Gauteng	9	8	5
KwaZulu Natal	20	None	None
Limpopo	50	50	48
Mpumalanga	33	10	10
Northern Cape	59	None	None
North West	33	12	13

Province	# WWTWs (<31% GD score)	# Systems which are addressing one or more of the (5) Green Drop KPAs in the CAPs received	# Systems with Resources Secured/ Mobilised for CAP implementation, i.e. Turnaround of <31% GD % TSA
Western Cape	18	18	18
National Totals	334	104	100

Implementation of the CAPs are monitored by each Regional Office, who report as follows:

- ◆ 104 systems offered CAPs which are addressing one or more of the (5) Green Drop KPAs
- ◆ 100 systems rerouted funding and/or mobilised specialist resources to implement the CAP.


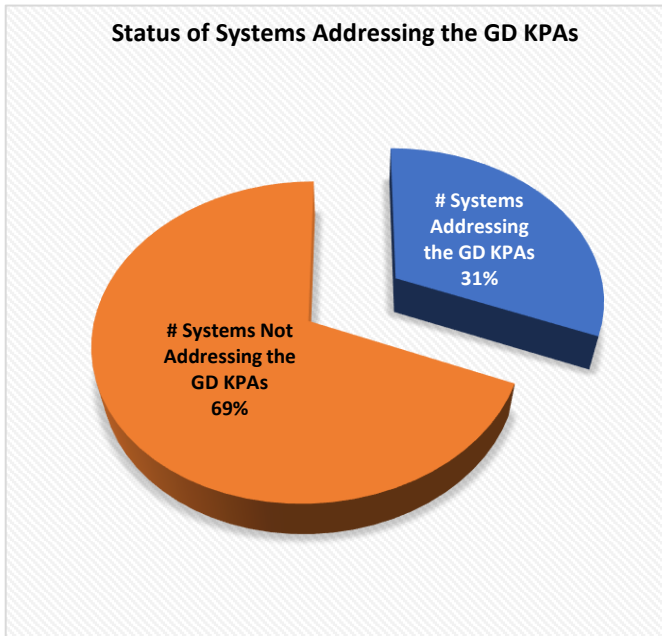


Figure 2 - National Summary of Systems addressing the GD KPAs via CAP and Securing/ Mobilising Resources for CAP Implementation

National Watch Area 3: INTERVENTION – Status and types of interventions by DWS

- ◆ No. Systems with regulatory and enforcement actions
- ◆ No. Systems with active monitoring and actions by the Regional Office

Table 7 - National Summary of the Regulatory Interventions

Province	# WWTWs (<31% GD score)	# Systems with regulatory and enforcement actions	# Systems with active monitoring and actions by the Regional Office	National summary of the Key Issues that concern the Regional Heads
Eastern Cape	48	31	22	Funding to be reprioritised for sanitation and conducting follow-ups for further actions
Free State	64	8	64	State of wastewater services in Free State are in a critical state and the region is ensuring that action plan are put in place to remedy the defective systems
Gauteng	9	8	9	Vandalism, theft, sewage losses before it reaches the WWTWs, meeting construction deadlines, and ongoing poor effluent quality
KwaZulu Natal	20	20	20	The instability at the WSA's technical department senior management, and the continuous lack of cooperation from the WSA's technical department officials that hinders the DWS in doing its regulation functions
Limpopo	50	31	50	Reactive and poor operation and maintenance of systems, lack of capacity for Enforcement officials to ensure the implementation of the Enforcement SOPs accordingly, addressing the inadequate operational and compliance monitoring
Mpumalanga	33	17	33	The poor performance of wastewater systems within the province, and the need to address non-compliance and improve efficiency through training
Northern Cape	59	24	58	Addressing non-compliances, limited cooperation from WSIs and addressing critical wastewater issues, and financially unstable WSAs
North West	33	25	33	The failure to commit in writing and in the CAP their proposed long term solution to build a pumpstation and

Province	# WWTWs (<31% GD score)	# Systems with regulatory and enforcement actions	# Systems with active monitoring and actions by the Regional Office	National summary of the Key Issues that concern the Regional Heads
				to refurbish a sewer pump station, failure to populate information on IRIS and to have the works authorised, fast-tracking of acquiring the servitude rights for sewer pipeline
Western Cape	18	8	18	The state of the Zoar WWTW had deteriorated, and although work will commence in April 2023, they required an interim intervention to stop the sewage from flowing into the river.
National Totals	334	172	307	

From the table above, it can be observed that stringent regulatory action has been taken by each Regional Office, as summarised below:

- ◆ 172 of 334 critical-state systems have received regulatory and enforcement actions, ranging from cases reported, notices and directives issued, and criminal charges laid (51%)
- ◆ 307 systems have active monitoring and actions follow-up by all the Regional Offices (92%).

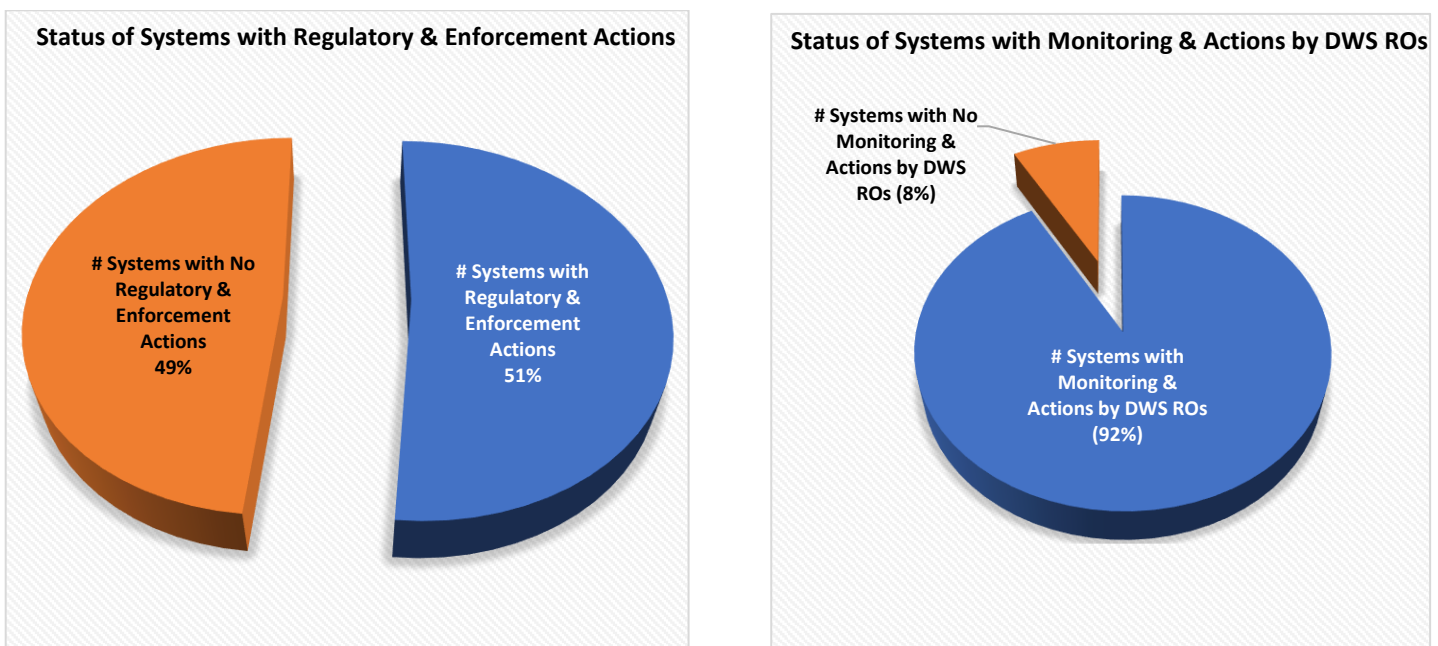


Figure 3 - National Summary of Regulators Compliance Monitoring and Enforcement Status

Overview of Support Provided to Improve Municipal Status Quo

Overview of Support Provided to Improve Municipal Status Quo Section 154 of the Constitution enjoys national and provincial government attention, to strengthen and support municipalities in the fulfilment of their obligations. Noting the undesirable performance of a notable number of municipalities, the Department sought to provide this support to Water Services Authorities that had critical systems. In the provision of the support, it is important to understand the different components of a municipality which are: Council, Administration and Communities. Working with relevant sector partners (SALGA, COGTA and MISA) the Department sought to assist municipalities through the development of a Green Drop Support Plan that entailed the following specific support activities:

- ◆ The 2021 to 2026 Councillor Development Strategy (CDS) was developed, to ensure Councillors are properly and continuously developed to play their part. The CDS was kicked off with Water and Sanitation Councillor Inductions across the nine provinces; at these inductions Councillors were taken through the Green Drop programme and what their role would be to improve the performance of their respective municipalities going forward. To sustain these efforts, one of the thematic areas in the 5-Year CDS is the Green Drop Programme. Over the five-year period, the Department along with partners will continue to build the knowledge and capability of Councillors in this regard. This support seeks to build the capability of the administrative component of Local Government, such that Councillors provide appropriate leadership to the Administration and their Communities going forward. This work is critical as municipal Councils are the highest decision-making bodies in Local Government.

- ◆ Through SALGA, the Green Drop results and the Support Programme have been presented to Councillors through the SALGA political engagement structures at a provincial level (Provincial Working Group) and at a national level (National Working Group).
- ◆ Direct support has been provided to poorly performing municipalities by CoGTA, MISA, SALGA and DWS through Green Drop Corrective Action Plan workshops; where draft corrective action plans are developed and municipalities are engaged on a one-on-one basis to finalise the plans for signature by the respective Accounting Officers. These workshops have also been used to reinforce understanding of the Green Drop programme to municipal officials. Despite these efforts, municipal response has not been at desirable levels in all provinces.
- ◆ To fund the corrective action plans, MISA and SALGA have encouraged municipalities to utilise the 10% of the Municipal Infrastructure Grant (MIG) that is set aside for municipalities to address non-compliance notices issued to them by DWS. This action would avail much needed funding to address some of the problems while assisting municipalities to improve their spending of the MIG in general.
- ◆ Noting the role that under-investment has played in the current undesirable state of municipal wastewater systems, the Department has partnered with DBSA and SALGA to create the National Water Partnerships Office (NWPO). One of the sub-programmes in the NWPO is focused on WWTWs, aiming to increase private sector investment in municipal WWTWs related projects. Through this initiative, the Department hopes to see increased investment that will result in improved municipal wastewater management.
- ◆ Beyond the development and implementation of the Corrective Action Plans, Provinces have constituted tailored support programmes to assist municipalities to improve in the short to medium term. The details of these are specific to the Provinces and respective municipalities based on their specific needs. The impact of this work will be measured by the extent of improvement in the scores obtained by the various Water Services Authorities.

Concluding Remarks

The Department of Water and Sanitation commends municipalities who accomplished the submission of good quality CAPs, supported by sufficient resources to effect turnaround, and who achieved implementation targets to date. On the contrary, the Regulator notes with deepened concern the delay, non-responsiveness, and poor quality CAPs by a notable number of municipalities.

The Regulator will continue to monitor the status of these wastewater systems and will resort to relevant enforcement action, remedial work at cost of the non-complying municipality and other radical interventions to ensure the safety of communities and protection of the natural resources. The Department is also strengthening its collaboration with relevant sector partners (SALGA, COGTA and MISA) to assist municipalities through the development of a Green Drop Support Plan that entails specific support activities, as outlined in the report. In addition, the Department is taking steps to improve its inhouse capacity to be proactive and able to respond more effectively in its regulatory and mandated duty, to fast-track visible and measurable improvement in wastewater management.

4. EASTERN CAPE: MUNICIPAL WASTEWATER CORRECTIVE ACTION PLAN STATUS

Overview of critical wastewater systems

The GD2022 report and the EC provincial chapter identified 48 systems to be in a critical state, compared to the 34 in 2013. The majority of these systems are managed by Koukamma (12 systems), Dr Beyers Naude (8 systems), Kouga (7 systems) and Ndlambe (6 systems).

The provincial Risk Ratio for treatment plants regressed from 66.7% (medium risk) to 72.3% (high risk) in 2021. The most prominent risks were associated with WWTWs that exceeded their design capacity, dysfunctional processes and equipment (especially disinfection), lack of flow monitoring, and effluent and sludge non-compliance. Opportunities are presented in terms of reducing cost through process optimisation, improved energy efficiency, beneficial use of sludge and other energy resources.

Table 8 - Eastern Cape 2021 Green Drop Summary

WSA Name	2013 GD Score (%)	2021 GD Score (%)	2021 Critical State (<31%)
Chris Hani DM	52	44↓	Dordrect, Lady Frere
OR Tambo DM	20	41↑	Tsolo, Port St Johns
Alfred Nzo DM	39	35↓	Cedarville
Kouga LM	53	19↓	All 7 plants
Blue Crane LM	19	19	All 3 plants
Ndlambe LM	13	17↑	All 6 plants
Dr Beyers Naude*	40	16↓	All 8 plants
Makana LM	62	9↓	All 3 plants
Koukamma LM	23	1↓	All 12 plants
Sundays River Valley LM	36	0↓	All 4 plants
Totals	-	-	48

Provincial Green Drop Analysis

The 100% response from the 14 municipalities audited during the 2021 Green Drop process demonstrated a firm commitment to wastewater services in the province. Local Government reforms resulted in the merging of Baviaans LM, Camdeboo LM and Ikwezi LM into Dr Beyers Naude LM. Therefore 14 WSAs were audited in 2021 compared to the 16 WSAs in 2013.

The analysis for the period 2009, 2011, 2013 and 2021, indicated that the majority of the system scores were in the 0-<50% (Critical and Poor Performance) categories, with the 50-<80% (Average Performance) being the next largest category. Most concerning finding was that 48 systems resided in critical state (<31%) compared to 34 systems in this space in 2013.

Regulatory Enforcement

Wastewater systems which **failed to achieve the minimum Green Drop target of 31%, were placed under regulatory focus**. The Regulator required these municipalities to submit a detailed corrective action plan within 60 days from publishing of the Green Drop 2022 report. Ten (10) municipalities and 48 wastewater systems that received Green Drop scores below 31%, were placed under **regulatory surveillance**, in accordance with the Water Services Act (108 Of 1997). In addition, these municipalities were advised to ringfence water services grant allocation to rectify/restore wastewater collection and treatment shortcomings identified.

Table 9 - WWTWs with <31% Green Drop scores

WSA Name	2021 Municipal GD Score	WWTWs with <31% score
Chris Hani DM	44%	Dordrect, Lady Frere
OR Tambo DM	41%	Tsolo, Port St Johns
Alfred Nzo DM	35%	Cedarville
Kouga LM	19%	All 7 plants
Blue Crane LM	19%	All 3 plants
Ndlambe LM	17%	All 6 plants
Dr Beyers Naude	16%	All 8 plants
Makana LM	9%	All 3 plants
Koukamma LM	1%	All 12 plants
Sundays River Valley LM	0%	All 4 plants

The following municipalities and their associated wastewater treatment plants were found to be in high CRR risk positions, which means that some or all of the risk indicators were in a precarious state, i.e., operational flow, technical capacity and effluent quality. WWTWs in high risk and critical risk positions poses a serious risk to public health and the environment. The following municipalities were required to assess their risk contributors and develop corrective measures to mitigate these risks.

Table 10 - %CRR/CRR_{max} scores and WWTWs in critical and high-risk space

WSA Name	2021 Average CRR/CRR _{max} % deviation	WWTWs in critical and high-risk space	
		Critical Risk (90-100%CRR)	High Risk (70-<90%CRR)
Buffalo City LM	53.2%		Kidds Beach, West Bank
Amathole DM	56.3%	Peddie	Cathcart, Keiskammahoek, Middeldrift, Seymour
Chris Hani DM	72.8%	Lady Frere, Sada	Cala, Cofimvaba, Dordrecht, Elliot, Indwe, Molteno, Middleburg, Sterkstroom, Tarkastad
Joe Gqabi DM	74.0%	Burgersdorp, Herschell, Sterkspruit, Steynsburg	Barkly East New Ponds, Oviston, Venterstad
Alfred Nzo DM	74.5%		Mt Ayliff, Matatiele, Cedarville, Bizana
Blue Crane Route LM	74.5%		All 3 plants
Dr Beyers Naude LM	78.7%		Aberdeen, Graaf-Reinet, Jansenville, Steytlerville, Willowmore
Kouga LM	80.5%	Hankey	Humansdorp, Kruisfontein, Loerie, St Francis, Thornhill
OR Tambo DM	80.7%		Ngqeleni, Lusikisiki, Port St Johns, Qumbu, Tsolo
Makana LM	81.7%		All 3 plants
Koukamma LM	86.3%	Louterwater, Clarkson, Coldstream, Kareedouw, Krakeelriver, Misgund, Stormsriver, Woodlands	Joubertina-Ravinia, Sanddrift
Ndlambe LM	93.5%	Alexandria, Bathurst, Kenton-on-sea, Rosehill Mall	Bushmans River Mouth, Port Alfred
Sundays River Valley LM	100.0%	All 4 plants	

Regulator Enforcement Results as at 31 March 2023

Analyses of the Correction Action Plans that were submitted by municipalities and its identified WWTWs in critical state, are summarised against the 3 Watch Areas.

BASELINE:

- ◆ Details of municipality and wastewater systems in critical state in 2022
- ◆ Municipal and System Green Drop score
- ◆ TSA score
- ◆ VROOM amount reported for the municipality to restore functionality.

Table 11 - 2021 Green Drop Baseline Summary

No.	WSI Name	WSI 2021 GD Score	WSI TSA Score	Total VROOM Cost	WWTW Names (<31% score)	WTTW 2021 GD Score
1	Chris Hani DM	44%	51%	R51,338,880	Dordrecht	27.2%
					Lady Frere	24.8%
2	OR Tambo DM	41%	48%	R16,301,130	Tsolo	30.8%
					Port St Johns	22.8%
3	Alfred Nzo DM	35%	61%	R1,616,900	Cedarville	27.2%
4	Kouga LM	19%	11%	R169,856,400	Hankey	20.4%
					Kruisfontein	16.8%
					Loerie	13.0%
					Humansdorp	9.4%
					St Francis Bay	23.7%
					Jeffreys Bay	19.6%
5	Blue Crane LM	19%	41%	R5,975,000	Thornhill	16.6%
					Cookhouse	16.6%
					Pearston	22.6%

No.	WSI Name	WSI 2021 GD Score	WSI TSA Score	Total VROOM Cost	WWTW Names (<31% score)	WTTW 2021 GD Score
6	Ndlambe LM	17%	22%	R1,556,520	Somerset East	17.2%
					Alexandria-KwaNonkqubela	15.0%
					Bathurst-Nolukhanyo	16.1%
					Port Alfred	17.2%
					Boesmans River Mouth-Marcelle	18.0%
					Ekuphunleni-Kenton on Sea	14.6%
7	Dr Beyers Naude	16%	20%	R69,091,300	Rosehill Mall	0.0%
					Graaf Reinet	21.9%
					Aberdeen	10.0%
					Nieu Bethesda	12.3%
					Jansenville	4.4%
					Klipplaats	10.4%
					Steytleville	11.9%
					Willowmore	11.7%
					Rietbron	10.8%
					8	Makana LM
Belmont Valley	7.9%					
Alicedale	1.3%					
9	Koukamma LM	1%	20%	R69,091,300	Coldstream 1	2.3%
					Misgund	0.2%
					Sandrift-Mandela Park-Nompumelelo	2.4%
					Storms River West	2.4%
					Woodlands	2.4%
					Clarkson	3.4%
					Kareedouw-Melkhoutskraal	0.6%
					Joubertina-Twee Riviere-Ravinia	0.8%
					Krakeel River	0.0%
					Louterwater	1.6%
					Blikkiesdorp	0.0%
10	Sundays River Valley LM	0%	28%	R1,813,500	Coldstream 2 / Laurel Ridge	0.0%
					Enon-Bethesda	1.6%
					Addo	1.6%
					Kirkwood	0.0%
					Paterson	0.0%

Ten WSIs and 48 WWTWs received Green Drop scores below 31% and were placed under regulatory surveillance in accordance with the Water Services Act (108 Of 1997). The WSIs were required by the Regulator to submit a detailed corrective action plan within 60 days from the publishing of the Green Drop 2022 Report.

Watch Area 1: PLANNING - Corrective Action Plan to improve on the Green Drop Scores

- ◆ Compliance letter issued
- ◆ Acknowledgement of receipt by WSI
- ◆ WSI requested support or extension wrt development of CAP
- ◆ DWS schedule engagement with non-responsive WSIs
- ◆ CAP implementation status
- ◆ Quality of CAPs.

Table 12 - Summary of the Corrective Action Planning during 1 April 2022 to 31 March 2023

#	WSI Name	WWTW Name	WSA Requested Support to develop the CAP	DWS Schedule Engagement with Non-responsive WSIs	Number of CAPs received by DWS	Date of CAPs receipt by DWS	CAP Implementation Status: Progress @ 31 March 2022	Quality of CAP
1	Chris Hani DM	Dordrect	Yes	A Bilateral Meeting was held on 23 Jan 2023 - Specific action Plan provided. Another telephonic engagement was held on 23 Feb 2023 to discuss implementation of the action plan.	1	Yes, 26/01/23	Planned	Moderate
		Lady Frere	Yes		1		No Progress	Poor
2	OR Tambo DM	Tsolo	No	No follow up	1	Yes, 13/05/22	No Progress	Poor
		Port St Johns	No	No follow up	1		No Progress	Poor

#	WSI Name	WWTW Name	WSA Requested Support to develop the CAP	DWS Schedule Engagement with Non-responsive WSIs	Number of CAPs received by DWS	Date of CAPs receipt by DWS	CAP Implementation Status: Progress @ 31 March 2022	Quality of CAP
3	Alfred Nzo DM	Cedarville	No	There was telephonic communication in Jan 2023 to determine implementation and the response was No implemented, DWS will consider taking administrative enforcement action to compel LM to take rectification action.	1	Yes, 6/21/22	<50% Implemented	Moderate
4	Kouga LM	Hankey	None indicated	No engagements done. ECPO will review the submitted action plans and advise on the way forward wrt implementation of the action plans. ECPO will conduct a physical inspection to determine whether remedial actions are taken to address the deficiencies (Region to populate)	1	Yes, 29/09/22	No Progress	Poor
		Kruisfontein	None indicated		1		No Progress	Poor
		Loerie	None indicated		1		No Progress	Poor
		Humansdorp	None indicated		1		No Progress	Poor
		St Francis Bay	None indicated		1		No Progress	Poor
		Jeffreys Bay	None indicated		1		No Progress	Poor
		Thornhill	None indicated		1		No Progress	Poor
5	Blue Crane LM	Cookhouse	Yes	No follow up	1	Yes, 3/06/22	No Progress	Poor
		Pearston	Yes	No follow up	1		No Progress	Poor
		Somerset East	Yes	No follow up	1		No Progress	Poor
6	Ndlambe LM	Alexandria-KwaNonkqubela	No	No follow up	1	Yes, 31/05/22	No Progress	Poor
		Bathurst-Nolukhanyo	No	No follow up	1		No Progress	Poor
		Port Alfred	No	No follow up	1		No Progress	Poor
		Boesmans River Mouth-Marcelle	No	No follow up	1		<50% Implemented	Poor
		Ekuphuleni-Kenton on Sea	No	No follow up	1		No Progress	Poor
		Rosehill Mall	No	No follow up	1		No Progress	Poor
		Graaf Reinet	Yes	No follow up	1		No Progress	Poor
7	Dr Beyers Naude	Aberdeen	Yes	No follow up	1	Yes, 15/06/22	No Progress	Poor
		Nieu Bethesda	Yes	No follow up	1		No Progress	Poor
		Jansenville	Yes	No follow up	1		No Progress	Poor
		Klipplaats	Yes	No follow up	1		No Progress	Poor
		Steytleville	Yes	No follow up	1		No Progress	Poor
		Willowmore	Yes	No follow up	1		No Progress	Poor
		Rietbron	Yes	No follow up	1		No Progress	Poor
		Mayfield	No	Reminded on 2 Dec 22	None		Not Received	
8	Makana LM	Belmont Valley	No	Reminded on 2 Dec 22	None	Not Received		
		Alicedale	No	Reminded on 2 Dec 22	None	Not Received		
9	Koukamma LM	Coldstream 1	No	No follow up	1	Yes, 21/07/22	No Progress	Very Poor
		Misgund	No	No follow up	1		No Progress	Poor
		Sandrift-Mandela Park-Nompumelelo	No	No follow up	1		No Progress	Poor
		Storms River West	No	No follow up	1		No Progress	Poor
		Woodlands	No	No follow up	1		No Progress	Poor
		Clarkson	No	No follow up	1		No Progress	Poor
		Kareedouw-Melkhoutskraal	No	No follow up	1		No Progress	Poor
		Joubertina-Twee Riviere-Ravinia	No	No follow up	1		No Progress	Poor
		Krakeel River	No	No follow up	1		No Progress	Poor
		Louterwater	No	No follow up	1		No Progress	Poor
		Blikkiesdorp	No	No follow up	1		No Progress	Poor
10	Sundays River Valley LM	Coldstream 2 / Laurel Ridge	No	No follow up	1	Yes, 15/08/22	No Progress	Poor
		Enon-Bethesda	Extension	Meeting held with WSA	1		No Progress	All Moderate
		Addo	Extension		1		No Progress	
		Kirkwood	Extension		1		Planned	
		Paterson	Extension		1		No Progress	
		48	17		45			

Of the 48 critical state systems, 48 compliance letters were issued to the WSIs and none of the WSIs requested support. Forty-five (45) CAPs were received by DWS giving a 94% (45 of 48) response to the Regulatory response. Only 2 of the CAPs are being implemented so far with no progress or planned for the other WSIs. The quality of the CAPs received by the DWS vary from moderate to very poor, with most of the CAPs considered as poor in quality (91%).

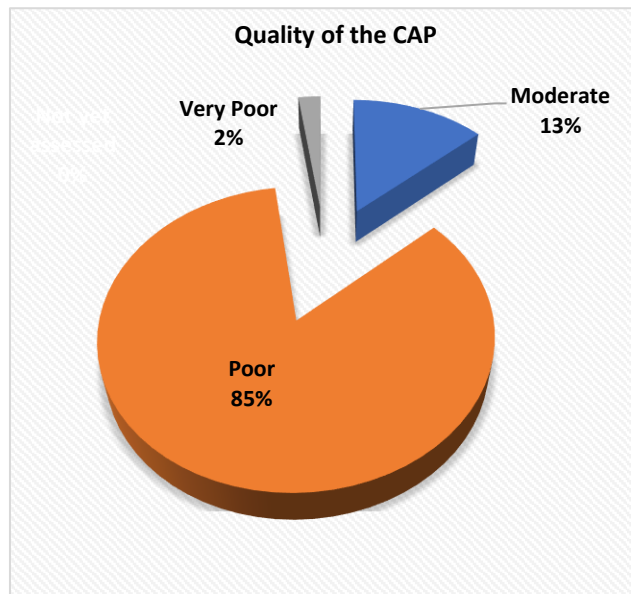
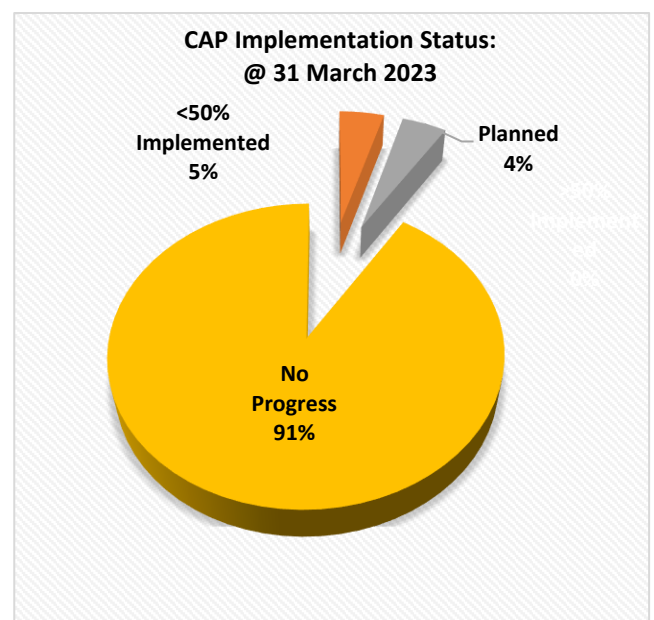
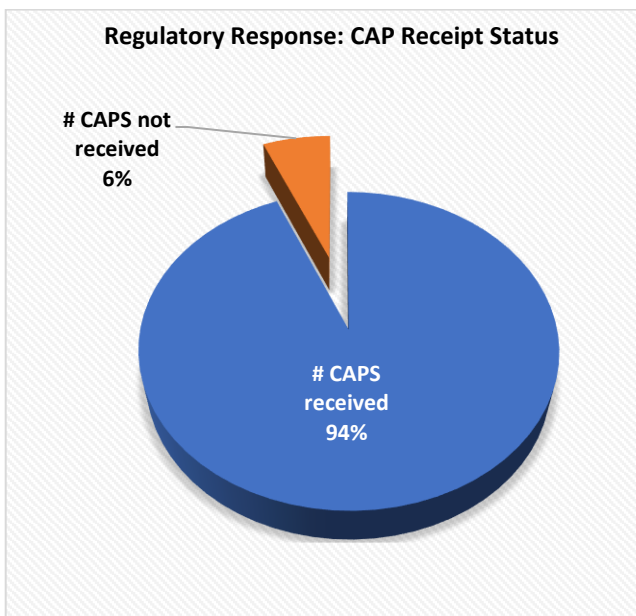


Figure 4 - EC Summary of CAPs Received and Not Received, CAP Implementation Status, and Quality of CAPs Received

Watch Area 2: IMPLEMENTATION - Securing of water services grants, funding, and appropriate resources to implement the CAP

- ◆ CAP implementation monitoring
- ◆ KPA areas targeted through CAP (KPA 1, 2, 3, 4, 5)
- ◆ Resources secured to implement CAP (funds, expertise, staff, none).

Table 13 - Summary of the Targeted KPAs and Resources to implement CAPs and effect turnaround

#	WSI Name	WWTW Name	CAP Implementation Monitoring	KPA Areas Targeted via CAP	Resources Secured/ Mobilised for CAP implementation, i.e. Turnaround of <31% GD % TSA
1	Chris Hani DM	Dordrect	None	* KPA A: Capacity Management (15%) * KPA B: Environmental Management (15%) * KPA C: Financial Management (20%) * KPA D: Technical Management (20%) * KPA E: Effluent & Sludge Compliance (30%)	Municipal budget allocated
		Lady Frere	None	* KPA B: Environmental Management (15%)	None
2	OR Tambo DM	Tsolo	Action Plan given	NI	None
		Port St Johns	Action Plan given	NI	None
3	Alfred Nzo DM	Cedarville	None	NI	Municipal budget allocated External resources contracted
4	Kouga LM	Hankey	None	NI	None
		Kruisfontein	None	NI	None
		Loerie	None	NI	None

#	WSI Name	WWTW Name	CAP Implementation Monitoring	KPA Areas Targeted via CAP	Resources Secured/ Mobilised for CAP implementation, i.e. Turnaround of <31% GD % TSA
5	Blue Crane LM	Humansdorp	None	NI	None
		St Francis Bay	None	NI	None
		Jeffreys Bay	None	NI	None
		Thornhill	None	NI	None
		Cookhouse	None	NI	None
		Pearston	None	NI	None
		Somerset East	None	NI	None
6	Ndlambe LM	Alexandria-KwaNonkqubela	Not WWTW specific	NI	None
		Bathurst-Nolukhanyo	Not WWTW specific	NI	None
		Port Alfred	Not WWTW specific	NI	None
		Boesmans River Mouth-Marcelle	Not WWTW specific	NI	None
		Ekuphunleni-Kenton on Sea	Not WWTW specific	NI	None
7	Dr Beyers Naude	Rosehill Mall	Not WWTW specific	NI	None
		Graaf Reinet	None	NI	None
		Aberdeen	None	NI	None
		Nieu Bethesda	None	NI	None
		Jansenville	None	NI	None
		Klipplaats	None	NI	None
		Steytleville	None	NI	None
		Willowmore	None	NI	None
8	Makana LM	Rietbron	None	NI	None
		Mayfield	Not WWTW specific	NI	None
		Belmont Valley	Not WWTW specific	NI	None
9	Koukamma LM	Alicedale	Not WWTW specific	NI	None
		Coldstream 1	Not WWTW specific	NI	None
		Misgund	Not WWTW specific	NI	None
		Sandrift-Mandela Park-Nompumelelo	Not WWTW specific	NI	None
		Storms River West	Not WWTW specific	NI	None
		Woodlands	Not WWTW specific	NI	None
		Clarkson	Not WWTW specific	NI	None
		Kareedouw-Melkhoutskraal	Not WWTW specific	NI	None
		Joubertina-Twee Riviere-Ravinia	Not WWTW specific	NI	None
		Krakeel River	Not WWTW specific	NI	None
10	Sundays River Valley LM	Louterwater	Not WWTW specific	NI	None
		Blikkiesdorp	Not WWTW specific	NI	None
		Coldstream 2/ Laurel Ridge	Not WWTW specific	NI	None
		Enon-Bethesda	Not WWTW specific	NI	Municipal budget allocated
Addo	Not WWTW specific	Municipal budget allocated			
Kirkwood	Not WWTW specific	Municipal budget allocated			
Paterson	Not WWTW specific	Grant funding rerouted			
					Municipal budget allocated

Implementation of the CAPs are monitored by the DWS Regional Office, who monitors the implementation of the CAP and reports as follows:

- ◆ Only 6 (of 48) CAPs were indicated as addressing one or more of the (5) Green Drop KPAs
- ◆ Only 6 of the CAPs indicated the resources secured/mobilised to implement the CAP.

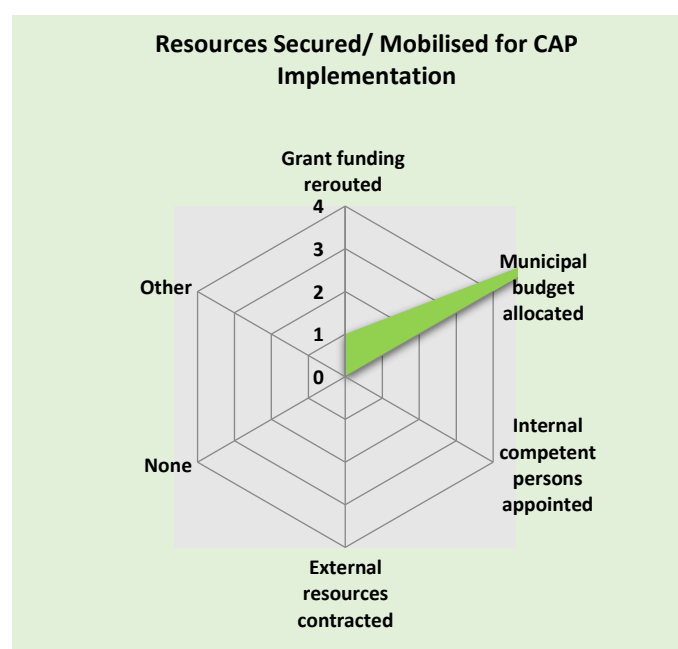
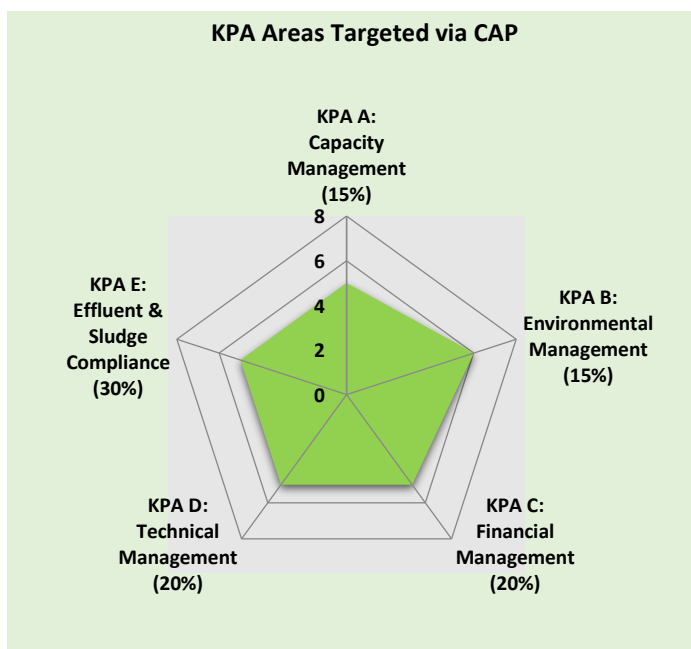


Figure 5 - Summary of KPA Areas Targeted via CAP and Resources Secured/ Mobilised for CAP Implementation

Watch Area 3: INTERVENTION – Status and types of interventions by DWS

- ◆ Regulator’s compliance and enforcement monitoring status
- ◆ Type of legal interventions taken
- ◆ Regional Heads regulatory comment.

Table 14 - Summary of the Regulatory Interventions

#	WSI Name	WWTW Name	Regulator’s Compliance Monitoring and Enforcement Status	Action to follow and other comment	Regulatory Comment by the REGIONAL HEAD
1	Chris Hani DM	Dordrect	Action Plan Received	Engage WSA. To conduct inspections by end of Q2 (2023/2024) to determine whether there are any remedial actions taken to address contraventions	A High-level Bilateral Meeting held with MM on 23 Jan 2023
		Lady Frere	Issued NWA Notice (Pre-directive) Issued NWA Directive Action Plan Received	Monitor the implementation of the action plan dated 20 February 2023. Failure to implement the action will lead to application for court interdict	
2	OR Tambo DM	Tsolo	Issued NWA Notice (Pre-directive) Issued NWA Directive Action Plan Received	Draft submission to apply for court interdict has been submitted for comments and approval	No information
		Port St Johns	Issued non-compliance letter (S9(4) or 10(4)) Issued NWA Notice (Pre-directive) Action Plan Received	The water user is in the process of water use application	
3	Alfred Nzo DM	Cedarville	Action Plan Received	Engage WSA through desktop investigation to determine progress on the implementation of Action Plan. Engage Proto-CMA to establish whether there was any non-compliance letters that were issued to LM. Physical inspection will be scheduled, and outcomes of the site-visit will indicate way forward wrt rectification measures to be taken. Follow-Up will be conducted before end of the financial year to ascertain improvements are undertaken in respect of the action plan submitted.	Raised matter at ANDM Strategic Planning Session on 27 March. Funds reprioritised for sanitation
4	Kouga LM	Hankey	Issued non-compliance letter (S9(4) or 10(4)) Issued NWA Notice (Pre-directive) Action Plan Received	An updated notice is currently being drafted and will be routed to delegated authority for signature. A telephonic engagement followed up with an email was sent to obtain further information wrt action plan.	Raised matter at Municipal Managers Forum 7 March. Instructed to reprioritise funds for sanitation
		Kruisfontein	Issued non-compliance letter (S9(4) or 10(4)) Issued NWA Notice (Pre-directive) Action Plan Received	DWS will continue monitoring the system. The system is fairly new, and a follow-up was conducted, and no non-compliances were identified during the inspection and DWS will continue monitoring the system (Mr. Mchunu to update)	

#	WSI Name	WWTW Name	Regulator's Compliance Monitoring and Enforcement Status	Action to follow and other comment	Regulatory Comment by the REGIONAL HEAD
		Loerie	Issued non-compliance letter (S9(4) or 10(4) Action Plan Received	DWS will continue monitoring the system and engagement with water quality to determine issues of non-compliance (Mr. Mchunu to update)	
		Humansdorp	Issued non-compliance letter (S9(4) or 10(4) Action Plan Received	A submission was drafted requesting support on court interdict and is currently waiting for approval from the delegated authority. A follow-up on the status of the submission will be done. (Mr. Mchunu to update). Severe vandalism. An action plan was submitted and DWS found it unsatisfactory. An email was sent to LM requesting further information. A follow-up was conducted in September 2019. (Mr. Mchunu to update)	
		St Francis Bay	Action Plan Received	A follow-up inspection to be conducted by (Mr. Mchunu to update). An audit was conducted on 20 October 2021 and a letter dated 19 November 2021 outlining the findings of the audit was sent to LM	
		Jeffreys Bay	Issued NWA Notice (Pre-directive) Action Plan Received	A formal letter wrt to the action plans submitted. (Neville to populate). A directive will be followed-up to ensure issuance (Mr. Mchunu to update). A Directive was drafted and submitted for comments and signature from delegated authority (Mr. Mchunu to update)	
		Thornhill	Issued non-compliance letter (S9(4) or 10(4) Action Plan Received	A formal letter wrt to the action plans submitted. (Neville to populate). A follow-up inspection to be conducted by (Mr. Mchunu to update). An audit was conducted on 21 October 2021 and a letter dated 19 November 2021 outlining the findings of the audit was sent to LM	
5	Blue Crane LM	Cookhouse Pearston	Issued non-compliance letter (S9(4) or 10(4) Issued NWA Notice (Pre-directive) Action Plan Received	Engage with Water Quality to obtain further information wrt system performance and A follow-up inspection will be conducted to ascertain compliance with the Directive issued by end of March 2023. The findings of the visits will indicate further enforcement action to be taken.	Raised matter at Municipal Managers Forum 7 March. Instructed to reprioritise funds for sanitation
Somerset East	Issued NWA Directive Action Plan Received				
6	Ndlambe LM	Alexandria-KwaNonkqubela	Issued NWA Notice (Pre-directive) Action Plan Received	None	Raised matter at Municipal Manager Forum 7 March. Instructed to reprioritise funds for sanitation
		Bathurst-Nolukhanyo	Action Plan Received	None	
		Port Alfred	Action Plan Received	None	
		Boesmans River Mouth-Marcelle	Issued NWA Notice (Pre-directive) Action Plan Received	None	
		Ekuphunleni-Kenton on Sea	Issued NWA Notice (Pre-directive) Action Plan Received	None	
Rosehill Mall	Action Plan Received	None			
7	Dr Beyers Naude	Graaf Reinet	Case Reported and Registered on ECMS. Complaint investigated on 07 October 2020. Zandi to update further info Issued NWA Notice (Pre-directive) Action Plan Received	Bilateral meeting with LMs within the Dr Beyers Naude to engage on expenditure requirements and further aspects on compliance and enforcement issues will be held on 09 March 2023. A proposal will be put forward to request participation of MISA and CoGTA. DWS WAR Room Meetings on 02 March 2023 to discuss water and sanitation issues that require interventions and priority issues	Raised matter at Municipal Managers Forum 7 March. Instructed to reprioritise funds for sanitation
		Aberdeen	Case Reported and Registered on ECMS. Complaint investigated on 17 Aug 22. Zandi to update further info Issued NWA Notice (Pre-directive) Action Plan Received		
		Nieu Bethesda	No Non-compliance case reported Action Plan Received		
		Jansenville	Case Reported and Registered on ECMS. Complaint investigated on 27 July 2017 Issued NWA Notice (Pre-directive) Action Plan Received		
		Klipplaats	No Non-compliance case reported		

#	WSI Name	WWTW Name	Regulator's Compliance Monitoring and Enforcement Status	Action to follow and other comment	Regulatory Comment by the REGIONAL HEAD
			Issued NWA Notice (Pre-directive) Action Plan Received		
		Steytleville	Case Reported and Registered on ECMS. Complaint investigated on 09 May 2018 Action Plan Received		
		Willowmore	Issued non-compliance letter (S9(4) or 10(4) Action Plan Received		
		Rietbron	Action Plan Received		
8	Makana LM	Mayfield	Issued NWA Notice (Pre-directive)	Escalation to interdict	
		Belmont Valley	None	None	
		Alicedale	Issued NWA Notice (Pre-directive)	Escalation to interdict	
9	Koukamma LM	Coldstream 1	Issued NWA Notice (Pre-directive) Action Plan Received	None	Raised matter at Municipal Managers Forum 7 March. Instructed to reprioritise funds for sanitation
		Misgund	Issued NWA Notice (Pre-directive) Action Plan Received	None	
		Sandrift-Mandela Park-Nompumelelo	Action Plan Received	None	
		Storms River West	Action Plan Received	None	
		Woodlands	Action Plan Received	None	
		Clarkson	Action Plan Received	None	
		Kareedouw-Melkhoutskraal	Action Plan Received	None	
		Joubertina-Twee Riviere-Ravinia	Issued NWA Notice (Pre-directive) Action Plan Received	None	
		Krakeel River	Action Plan Received	None	
		Louterwater	Action Plan Received	None	
		Blikkiesdorp	Action Plan Received	None	
Coldstream 2 / Laurel Ridge	Action Plan Received	None			
10	Sundays River Valley LM	Enon-Bethesda	Issued NWA Notice (Pre-directive) Action Plan Received	None	Raised matter at Municipal Managers Forum 7 March. Instructed to reprioritise funds for sanitation
		Addo	Issued NWA Notice (Pre-directive) Issued NWA Directive Action Plan Received	None	Follow-up on the issued directive was drafted and submitted for signature
		Kirkwood	Issued NWA Notice (Pre-directive) Issued NWA Directive Action Plan Received	None	
		Paterson	Issued NWA Notice (Pre-directive) Action Plan Received	None	Follow-up investigation to be conducted for further actions

From the table above, it can be observed that stringent regulatory action is taken by the DWS Regional Offices, in summary:

- ◆ 31 out of 48 systems have received regulatory and enforcement actions, ranging from cases reported, non-compliance letters issues, notices and directives issued
- ◆ 22 out of 48 systems have active monitoring and actions to be followed by the Regional Office
- ◆ The key issues that concerns the Regional Head includes funding to be reprioritised for sanitation and conducting follow-ups for further actions.

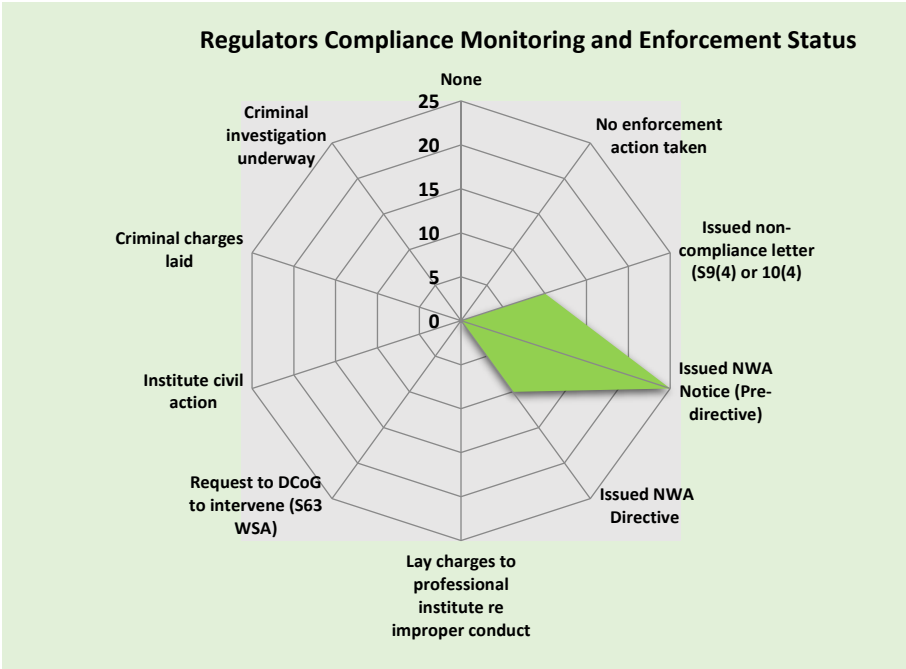


Figure 6 - Summary of Regulators Compliance Monitoring and Enforcement Status

4.1 Alfred Nzo District Municipality

The municipality was identified to have the following wastewater treatment system in critical state and was advised by the Regulator to issue a Corrective Action Plan (CAP) and ringfenced grant allocation to the identified system. The following results were found following analysis of the CAP and funds as submitted by the WSA during the period 1 April 2022 to 31 March 2023.

BASELINE:

WSI Name	WSI 2021 GD Score	WSI TSA Score	Total VROOM Cost	WWTW Names (<31% score)	WWTW 2021 GD Score
Alfred Nzo DM	35%	61%	R1,616,900	Cedarville	27.2%

Watch Area 1: PLANNING - Corrective Action Plan to improve on the Green Drop Scores

WSI Name	WWTW Name	Compliance Letters Issued	WSA Requested Support to develop the CAP	DWS Schedule Engagement with Non-responsive WSIs	Number of CAPs received by DWS	Date of CAPs receipt by DWS	CAP Implementation Status: Progress @ 31 March 2022	Quality of CAP
Alfred Nzo DM	Cedarville	Yes	No	There was telephonic communication in Jan 2023 to determine implementation and the response was No implemented, DWS will consider taking administrative enforcement action to compel LM to take rectification action.	1	Yes, 6/21/22	<50% Implemented	Moderate

Watch Area 2: IMPLEMENTATION - Securing of water services grants, funding, and appropriate resources to implement the CAP

WSI Name	WWTW Name	CAP Implementation Monitoring	KPA Areas Targeted via CAP	Resources Secured/ Mobilised for CAP implementation, i.e. Turnaround of <31% GD % TSA
Alfred Nzo DM	Cedarville	None	NI	* Municipal budget allocated * External resources contracted

Watch Area 3: INTERVENTION – Status and types of interventions by DWS

WSI Name	WWTW Name	Regulator's Compliance Monitoring and Enforcement Status	Action to follow and other comment
Alfred Nzo DM	Cedarville	None	Engage WSA through desktop investigation to determine progress on the implementation of Action Plan. Engage Proto-CMA to establish whether there was any non-compliance letters that were issued to LM. Physical inspection will be scheduled, and outcomes of the site-visit will indicate way forward wrt rectification measures to be taken. Follow-Up will be conducted before the end of the financial year to ascertain improvements are undertaken in respect of the action plan submitted.

4.2 Blue Crane Local Municipality

The municipality was identified to have the following wastewater treatment systems in critical state and was advised by the Regulator to issue a Corrective Action Plans (CAPs) and ringfenced grant allocation to the identified systems. The following results were found following analysis of the CAPs and funds as submitted by the WSA during the period 1 April 2022 to 31 March 2023.

BASELINE:

WSI Name	WSI 2021 GD Score	WSI TSA Score	Total VROOM Cost	WWTW Names (<31% score)	WWTW 2021 GD Score
Blue Crane LM	19%	41%	R5,975,000	Cookhouse	16.6%
				Pearston	22.6%
				Somerset East	17.2%

Watch Area 1: PLANNING - Corrective Action Plan to improve on the Green Drop Scores

WSI Name	WWTW Name	Compliance Letters Issued	WSA Requested Support to develop the CAP	DWS Schedule Engagement with Non-responsive WSIs	Number of CAPs received by DWS	Date of CAPs receipt by DWS	CAP Implementation Status: Progress @ 31 March 2022	Quality of CAP
Blue Crane LM	Cookhouse	Yes	Yes	No follow up	1	Yes, 3/06/22	No Progress	Poor
	Pearston	Yes	Yes	No follow up	1		No Progress	Poor
	Somerset East	Yes	Yes	No follow up	1		No Progress	Poor

Watch Area 2: IMPLEMENTATION - Securing of water services grants, funding, and appropriate resources to implement the CAP

None

Watch Area 3: INTERVENTION – Status and types of interventions by DWS

WSI Name	WWTW Name	Regulator's Compliance Monitoring and Enforcement Status	Action to follow and other comment
Blue Crane LM	Cookhouse	Issued non-compliance letter (S9(4) or 10(4))	Engage with Water Quality to obtain further information wrt system performance and A follow-up inspection will be conducted to ascertain compliance with the Directive issued by end of March 2023. The findings of the visits will indicate further enforcement action to be taken.
	Pearston		
	Somerset East	Issued NWA Notice (Pre-directive) Issued NWA Directive	

4.3 Chris Hani District Municipality

The municipality was identified to have the following wastewater treatment systems in critical state and was advised by the Regulator to issue a Corrective Action Plans (CAPs) and ringfenced grant allocation to the identified systems. The following results were found following analysis of the CAPs and funds as submitted by the WSA during the period 1 April 2022 to 31 March 2023.

BASELINE:

WSI Name	WSI 2021 GD Score	WSI TSA Score	Total VROOM Cost	WWTW Names (<31% score)	WTTW 2021 GD Score
Chris Hani DM	44%	51%	R51,338,880	Dordrect	27.2%
				Lady Frere	24.8%

Watch Area 1: PLANNING - Corrective Action Plan to improve on the Green Drop Scores

WSI Name	WWTW Name	Compliance Letters Issued	WSA Requested Support to develop the CAP	DWS Schedule Engagement with Non-responsive WSIs	Number of CAPs received by DWS	Date of CAPs receipt by DWS	CAP Implementation Status: Progress @ 31 March 2022	Quality of CAP
Chris Hani DM	Dordrect	Yes	Yes	A Bilateral Meeting was held on 23 Jan 2023 - Specific action Plan provided. Another telephonic engagement was held on 23 Feb 2023 to discuss implementation of the action plan.	1	Yes, 26/01/23	Planned	Moderate
	Lady Frere	Yes	Yes		1		No Progress	Poor

Watch Area 2: IMPLEMENTATION - Securing of water services grants, funding, and appropriate resources to implement the CAP

WSI Name	WWTW Name	CAP Implementation Monitoring	KPA Areas Targeted via CAP	Resources Secured/ Mobilised for CAP implementation, i.e. Turnaround of <31% GD % TSA
Chris Hani DM	Dordrect	None	* KPA A: Capacity Management (15%) * KPA B: Environmental Management (15%) * KPA C: Financial Management (20%) * KPA D: Technical Management (20%) * KPA E: Effluent & Sludge Compliance (30%)	Municipal budget allocated
	Lady Frere	None	* KPA B: Environmental Management (15%)	

Watch Area 3: INTERVENTION – Status and types of interventions by DWS

WSI Name	WWTW Name	Regulator's Compliance Monitoring and Enforcement Status	Action to follow and other comment
Chris Hani DM	Dordrect	None	Engage WSA. To conduct inspections by end of Q2 (2023/2024) to determine whether there are any remedial actions taken to address contraventions
	Lady Frere	Issued NWA Notice (Pre-directive) Issued NWA Directive	Monitor the implementation of the action plan dated 20 February 2023. Failure to implement the action will lead to application for court interdict

4.4 Dr Beyers Naude Local Municipality

The municipality was identified to have the following wastewater treatment systems in critical state and was advised by the Regulator to issue a Corrective Action Plans (CAPs) and ringfenced grant allocation to the identified systems. The following results were found following analysis of the CAPs and funds as submitted by the WSA during the period 1 April 2022 to 31 March 2023.

BASELINE:

WSI Name	WSI 2021 GD Score	WSI TSA Score	Total VROOM Cost	WWTW Names (<31% score)	WWTW 2021 GD Score
Dr Beyers Naude	16%	20%	R69,091,300	Graaf Reinet	21.9%
				Aberdeen	10.0%
				Nieu Bethesda	12.3%
				Jansenville	4.4%
				Klipplaats	10.4%
				Steytleville	11.9%
				Willowmore	11.7%
Rietbron	10.8%				

Watch Area 1: PLANNING - Corrective Action Plan to improve on the Green Drop Scores

WSI Name	WWTW Name	Compliance Letters Issued	WSA Requested Support to develop the CAP	DWS Schedule Engagement with Non-responsive WSIs	Number of CAPs received by DWS	Date of CAPs receipt by DWS	CAP Implementation Status: Progress @ 31 March 2022	Quality of CAP
Dr Beyers Naude	Graaf Reinet	Yes	Yes	No follow up	1	Yes, 15/06/22	No Progress	Poor
	Aberdeen	Yes	Yes	No follow up	1		No Progress	Poor
	Nieu Bethesda	Yes	Yes	No follow up	1		No Progress	Poor
	Jansenville	Yes	Yes	No follow up	1		No Progress	Poor
	Klipplaats	Yes	Yes	No follow up	1		No Progress	Poor
	Steytleville	Yes	Yes	No follow up	1		No Progress	Poor
	Willowmore	Yes	Yes	No follow up	1		No Progress	Poor
	Rietbron	Yes	Yes	No follow up	1		No Progress	Poor

Watch Area 2: IMPLEMENTATION - Securing of water services grants, funding, and appropriate resources to implement the CAP

None

Watch Area 3: INTERVENTION – Status and types of interventions by DWS

WSI Name	WWTW Name	Regulator's Compliance Monitoring and Enforcement Status	Action to follow and other comment
Dr Beyers Naude	Graaf Reinet	Case Reported and Registered on ECMS. Complaint investigated on 07 October 2020. Zandi to update further info; Issued NWA Notice (Pre-directive)	Bilateral meeting with LMs within the Dr Beyers Naude to engage on expenditure requirements and further aspects on compliance and enforcement issues will be held on 09 March 2023. A proposal will be put forward to request participation of MISA and CoGTA. DWS WAR Room Meetings on 02 March 2023 to discuss water and sanitation issues that require interventions and priority issues
	Aberdeen	Case Reported and Registered on ECMS. Complaint investigated on 17 August 2022. Zandi to update further info; Issued NWA Notice (Pre-directive)	
	Nieu Bethesda	No Non-compliance case reported	
	Jansenville	Case Reported and Registered on ECMS. Complaint investigated on 27 July 2017 Issued NWA Notice (Pre-directive)	
	Klipplaats	No Non-compliance case reported; Issued NWA Notice (Pre-directive)	
	Steytleville	Case Reported and Registered on ECMS. Complaint investigated on 09 May 2018	
	Willowmore	Issued non-compliance letter (S9(4) or 10(4))	
	Rietbron	None	

4.5 Kouga Local Municipality

The municipality was identified to have the following wastewater treatment systems in critical state and was advised by the Regulator to issue a Corrective Action Plans (CAPs) and ringfenced grant allocation to the identified systems. The following results were found following analysis of the CAPs and funds as submitted by the WSA during the period 1 April 2022 to 31 March 2023.

BASELINE:

WSI Name	WSI 2021 GD Score	WSI TSA Score	Total VROOM Cost	WWTW Names (<31% score)	WWTW 2021 GD Score
Kouga LM	19%	11%	R169,856,400	Hankey	20.4%
				Kruisfontein	16.8%
				Loerie	13.0%
				Humansdorp	9.4%
				St Francis Bay	23.7%
				Jeffreys Bay	19.6%
				Thornhill	16.6%

Watch Area 1: PLANNING - Corrective Action Plan to improve on the Green Drop Scores

WSI Name	WWTW Name	Compliance Letters Issued	WSA Requested Support to develop the CAP	DWS Schedule Engagement with Non-responsive WSIs	Number of CAPs received by DWS	Date of CAPs receipt by DWS	CAP Implementation Status: Progress @ 31 March 2022	Quality of CAP
Kouga LM	Hankey	Yes	No	No engagements done. ECPO will review the submitted action plans and advise on the way forward wrt implementation of the action plans. ECPO will conduct a physical inspection to determine whether remedial actions are taken to address the deficiencies (Region to populate)	1	Yes, 29/09/22	No Progress	Poor
	Kruisfontein	Yes	No		1		No Progress	Poor
	Loerie	Yes	No		1		No Progress	Poor
	Humansdorp	Yes	No		1		No Progress	Poor
	St Francis Bay	Yes	No		1		No Progress	Poor
	Jeffreys Bay	Yes	No		1		No Progress	Poor
	Thornhill	Yes	No		1		No Progress	Poor

Watch Area 2: IMPLEMENTATION - Securing of water services grants, funding, and appropriate resources to implement the CAP

None

Watch Area 3: INTERVENTION – Status and types of interventions by DWS

WSI Name	WWTW Name	Regulator's Compliance Monitoring and Enforcement Status	Action to follow and other comment
Kouga LM	Hankey	Issued non-compliance letter (S9(4) or 10(4)); Issued NWA Notice (Pre-directive)	An updated notice is currently being drafted and will be routed to delegated authority for signature. A telephonic engagement followed up with an email was sent to obtain further information wrt action plan.
	Kruisfontein	Issued non-compliance letter (S9(4) or 10(4)); Issued NWA Notice (Pre-directive)	DWS will continue monitoring the system. The system is fairly new, and a follow-up was conducted, and no non-compliances were identified during the inspection and DWS will continue monitoring the system
	Loerie	Issued non-compliance letter (S9(4) or 10(4))	DWS will continue monitoring the system and engagement with water quality to determine issues of non-compliance
	Humansdorp	Issued non-compliance letter (S9(4) or 10(4))	A submission was drafted requesting support on court interdict and is currently waiting for approval from the delegated authority. A follow-up on the status of the submission will be done. (Mr. Mchunu to update). Severe vandalism. An action plan was submitted and DWS found it unsatisfactory. An email was sent to LM requesting further information. A follow-up was conducted in September 2019.
	St Francis Bay	None	A follow-up inspection to be conducted by (Mr. Mchunu to update). An audit was conducted on 20 October 2021 and a letter dated 19 November 2021 outlining the findings of the audit was sent to LM
	Jeffreys Bay	Issued NWA Notice (Pre-directive)	A formal letter wrt to the action plans submitted. (Neville to populate). A directive will be followed-up to ensure issuance (Mr. Mchunu to update). A Directive was drafted and submitted for comments and signature from delegated authority
	Thornhill	Issued non-compliance letter (S9(4) or 10(4))	A formal letter wrt to the action plans submitted. (Neville to populate). A follow-up inspection to be conducted by (Mr. Mchunu to update). An audit was conducted on 21 October 2021 and a letter dated 19 November 2021 outlining the findings of the audit was sent to LM

4.6 Koukamma Local Municipality

The municipality was identified to have the following wastewater treatment systems in critical state and was advised by the Regulator to issue a Corrective Action Plans (CAPs) and ringfenced grant allocation to the identified systems. The following results were found following analysis of the CAPs and funds as submitted by the WSA during the period 1 April 2022 to 31 March 2023.

BASELINE:

WSI Name	WSI 2021 GD Score	WSI TSA Score	Total VROOM Cost	WWTW Names (<31% score)	WTTW 2021 GD Score
Koukamma LM	1%	20%	R69,091,300	Coldstream 1	2.3%
				Misgund	0.2%
				Sandrift-Mandela Park-Nompumelelo	2.4%
				Storms River West	2.4%
				Woodlands	2.4%
				Clarkson	3.4%
				Kareedouw-Melkhoutskraal	0.6%
				Joubertina-Twee Riviere-Ravinia	0.8%
				Krakeel River	0.0%
				Louterwater	1.6%
				Blikkiesdorp	0.0%
				Coldstream 2 / Laurel Ridge	0.0%

Watch Area 1: PLANNING - Corrective Action Plan to improve on the Green Drop Scores

WSI Name	WWTW Name	Compliance Letters Issued	WSA Requested Support to develop the CAP	DWS Schedule Engagement with Non-responsive WSIs	Number of CAPs received by DWS	Date of CAPs receipt by DWS	CAP Implementation Status: Progress @ 31 March 2022	Quality of CAP
Koukamma LM	Coldstream 1	Yes	No	No follow up	1	Yes, 21/07/22	No Progress	Very Poor
	Misgund	Yes	No	No follow up	1		No Progress	Poor
	Sandrift-Mandela Park-Nompumelelo	Yes	No	No follow up	1		No Progress	Poor
	Storms River West	Yes	No	No follow up	1		No Progress	Poor
	Woodlands	Yes	No	No follow up	1		No Progress	Poor
	Clarkson	Yes	No	No follow up	1		No Progress	Poor
	Kareedouw-Melkhoutskraal	Yes	No	No follow up	1		No Progress	Poor
	Joubertina-Twee Riviere	Yes	No	No follow up	1		No Progress	Poor
	Krakeel River	Yes	No	No follow up	1		No Progress	Poor
	Louterwater	Yes	No	No follow up	1		No Progress	Poor
	Blikkiesdorp	Yes	No	No follow up	1		No Progress	Poor
	Coldstream 2 / Laurel Ridge	Yes	No	No follow up	1		No Progress	Poor

Watch Area 2: IMPLEMENTATION - Securing of water services grants, funding, and appropriate resources to implement the CAP

None

Watch Area 3: INTERVENTION – Status and types of interventions by DWS

WSI Name	WWTW Name	Regulator's Compliance Monitoring and Enforcement Status	Action to follow and other comment
Koukamma LM	Coldstream 1	Issued NWA Notice (Pre-directive)	None
	Misgund	Issued NWA Notice (Pre-directive)	None
	Sandrift-Mandela Park-Nompumelelo	None	None
	Storms River West	None	None
	Woodlands	None	None
	Clarkson	None	None
	Kareedouw-Melkhoutskraal	None	None
	Joubertina-Twee Riviere-Ravinia	Issued NWA Notice (Pre-directive)	None
	Krakeel River	None	None
	Louterwater	None	None
	Blikkiesdorp	None	None
	Coldstream 2 / Laurel Ridge	None	None

4.7 Makana Local Municipality

The municipality was identified to have the following wastewater treatment systems in critical state and was advised by the Regulator to issue a Corrective Action Plans (CAPs) and ringfenced grant allocation to the identified systems. The following results were found following analysis of the CAPs and funds as submitted by the WSA during the period 1 April 2022 to 31 March 2023.

BASELINE:

WSI Name	WSI 2021 GD Score	WSI TSA Score	Total VROOM Cost	WWTW Names (<31% score)	WTWW 2021 GD Score
Makana LM	9%	27%	R8,407,500	Mayfield	13.6%
				Belmont Valley	7.9%
				Alicedale	1.3%

Watch Area 1: PLANNING - Corrective Action Plan to improve on the Green Drop Scores

WSI Name	WWTW Name	Compliance Letters Issued	WSA Requested Support to develop the CAP	DWS Schedule Engagement with Non-responsive WSIs	Number of CAPs received by DWS	Date of CAPs receipt by DWS	CAP Implementation Status: Progress @ 31 March 2022	Quality of CAP
Makana LM	Mayfield	Yes	No	Reminded on 2 Dec 22	None	Not Received		
	Belmont Valley	Yes	No	Reminded on 2 Dec 22	None	Not Received		
	Alicedale	Yes	No	Reminded on 2 Dec 22	None	Not Received		

Watch Area 2: IMPLEMENTATION - Securing of water services grants, funding, and appropriate resources to implement the CAP

None

Watch Area 3: INTERVENTION – Status and types of interventions by DWS

WSI Name	WWTW Name	Regulator's Compliance Monitoring and Enforcement Status	Action to follow and other comment
Makana LM	Mayfield	Issued NWA Notice (Pre-directive)	Escalation to interdict
	Belmont Valley	None	None
	Alicedale	Issued NWA Notice (Pre-directive)	Escalation to interdict

4.8 Ndlambe Local Municipality

The municipality was identified to have the following wastewater treatment systems in critical state and was advised by the Regulator to issue a Corrective Action Plans (CAPs) and ringfenced grant allocation to the identified systems. The following results were found following analysis of the CAPs and funds as submitted by the WSA during the period 1 April 2022 to 31 March 2023.

BASELINE:

WSI Name	WSI 2021 GD Score	WSI TSA Score	Total VROOM Cost	WWTW Names (<31% score)	WTTW 2021 GD Score
Ndlambe LM	17%	22%	R1,556,520	Alexandria-KwaNonkqubela	15.0%
				Bathurst-Nolukhanyo	16.1%
				Port Alfred	17.2%
				Boesmans River Mouth-Marcelle	18.0%
				Ekuphunleni-Kenton on Sea	14.6%
				Rosehill Mall	0.0%

Watch Area 1: PLANNING - Corrective Action Plan to improve on the Green Drop Scores

WSI Name	WWTW Name	Compliance Letters Issued	WSA Requested Support to develop the CAP	DWS Schedule Engagement with Non-responsive WSIs	Number of CAPs received by DWS	Date of CAPs receipt by DWS	CAP Implementation Status: Progress @ 31 March 2022	Quality of CAP
Ndlambe LM	Alexandria-KwaNonkqubela	Yes	No	No follow up	1	Yes, 31/05/22	No Progress	Poor
	Bathurst-Nolukhanyo	Yes	No	No follow up	1		No Progress	Poor
	Port Alfred	Yes	No	No follow up	1		No Progress	Poor
	Boesmans River Mouth-Marcelle	Yes	No	No follow up	1		<50% Implemented	Poor
	Ekuphunleni-Kenton on Sea	Yes	No	No follow up	1		No Progress	Poor
	Rosehill Mall	Yes	No	No follow up	1		No Progress	Poor

Watch Area 2: IMPLEMENTATION - Securing of water services grants, funding, and appropriate resources to implement the CAP

None

Watch Area 3: INTERVENTION – Status and types of interventions by DWS

WSI Name	WWTW Name	Regulator's Compliance Monitoring and Enforcement Status	Action to follow and other comment
Ndlambe LM	Alexandria-KwaNonkqubela	Issued NWA Notice (Pre-directive)	None
	Bathurst-Nolukhanyo	None	None
	Port Alfred	None	None
	Boesmans River Mouth-Marcelle	Issued NWA Notice (Pre-directive)	None
	Ekuphunleni-Kenton on Sea	Issued NWA Notice (Pre-directive)	None
	Rosehill Mall	None	None

4.9 OR Tambo District Municipality

The municipality was identified to have the following wastewater treatment systems in critical state and was advised by the Regulator to issue a Corrective Action Plans (CAPs) and ringfenced grant allocation to the identified systems. The following results were found following analysis of the CAPs and funds as submitted by the WSA during the period 1 April 2022 to 31 March 2023.

BASELINE:

WSI Name	WSI 2021 GD Score	WSI TSA Score	Total VROOM Cost	WWTW Names (<31% score)	WTTW 2021 GD Score
OR Tambo DM	41%	48%	R16,301,130	Tsolo	30.8%
				Port St Johns	22.8%

Watch Area 1: PLANNING - Corrective Action Plan to improve on the Green Drop Scores

WSI Name	WWTW Name	Compliance Letters Issued	WSA Requested Support to develop the CAP	DWS Schedule Engagement with Non-responsive WSIs	Number of CAPs received by DWS	Date of CAPs receipt by DWS	CAP Implementation Status: Progress @ 31 March 2022	Quality of CAP
OR Tambo DM	Tsolo	Yes	No	No follow up	1	Yes,	No Progress	Poor
	Port St Johns	Yes	No	No follow up	1	13/05/22	No Progress	Poor

Watch Area 2: IMPLEMENTATION - Securing of water services grants, funding, and appropriate resources to implement the CAP

None

Watch Area 3: INTERVENTION – Status and types of interventions by DWS

WSI Name	WWTW Name	Regulator's Compliance Monitoring and Enforcement Status	Action to follow and other comment
OR Tambo DM	Tsolo	Issued NWA Notice (Pre-directive) Issued NWA Directive	Draft submission to apply for court interdict has been submitted for comments and approval
	Port St Johns	Issued non-compliance letter (S9(4) or 10(4)) Issued NWA Notice (Pre-directive)	The water user is in the process of water use application

4.10 Sunday River Valley Local Municipality

The municipality was identified to have the following wastewater treatment systems in critical state and was advised by the Regulator to issue a Corrective Action Plans (CAPs) and ringfenced grant allocation to the identified systems. The following results were found following analysis of the CAPs and funds as submitted by the WSA during the period 1 April 2022 to 31 March 2023.

BASELINE:

WSI Name	WSI 2021 GD Score	WSI TSA Score	Total VROOM Cost	WWTW Names (<31% score)	WTTW 2021 GD Score
Sundays River Valley LM	0%	28%	R1,813,500	Enon-Bethesda	1.6%
				Addo	1.6%
				Kirkwood	0.0%
				Paterson	0.0%

Watch Area 1: PLANNING - Corrective Action Plan to improve on the Green Drop Scores

WSI Name	WWTW Name	Compliance Letters Issued	WSA Requested Support to develop the CAP	DWS Schedule Engagement with Non-responsive WSIs	Number of CAPs received by DWS	Date of CAPs receipt by DWS	CAP Implementation Status: Progress @ 31 March 2022	Quality of CAP
Sundays River Valley LM	Enon-Bethesda	Yes	Extension	Meeting held with WSA	1	Yes, 15/08/22	No Progress	Moderate
	Addo	Yes	Extension	Meeting held with WSA	1		No Progress	Moderate
	Kirkwood	Yes	Extension	Meeting held with WSA	1		Planned	Moderate
	Paterson	Yes	Extension	Meeting held with WSA	1		No Progress	Moderate

Watch Area 2: IMPLEMENTATION - Securing of water services grants, funding, and appropriate resources to implement the CAP

WSI Name	WWTW Name	CAP Implementation Monitoring	KPA Areas Targeted via CAP	Resources Secured/ Mobilised for CAP implementation, i.e. Turnaround of <31% GD % TSA
Sundays River Valley LM	Enon-Bethesda	Not WWTW specific	* KPA A: Capacity Management (15%)	Municipal budget allocated
	Addo	Not WWTW specific	* KPA B: Environmental Management (15%)	Municipal budget allocated
	Kirkwood	Not WWTW specific	* KPA C: Financial Management (20%) * KPA D: Technical Management (20%)	* Municipal budget allocated * Grant funding rerouted
	Paterson	Not WWTW specific	* KPA E: Effluent & Sludge Compliance (30%)	Municipal budget allocated

Watch Area 3: INTERVENTION – Status and types of interventions by DWS

WSI Name	WWTW Name	Regulator's Compliance Monitoring and Enforcement Status	Action to follow and other comment
Sundays River Valley LM	Enon-Bethesda	Issued NWA Notice (Pre-directive)	None
	Addo	Issued NWA Notice (Pre-directive); Issued NWA Directive	None
	Kirkwood	Issued NWA Notice (Pre-directive); Issued NWA Directive	None
	Paterson	Issued NWA Notice (Pre-directive)	None

5. FREE STATE: MUNICIPAL WASTEWATER CORRECTIVE ACTION PLAN STATUS

Overview of critical wastewater systems

The GD 2022 report and the Free State provincial chapter identified 64 systems to be in a critical state, compared to 46 systems in 2013. The highest number of systems in critical state are owned and managed by Mangaung, Matjhabeng and Maluti-A-Phofung (23 of 64 systems). The remaining systems fall within the other 14 municipalities. The full range of KPAs required attention by all municipalities, with no exceptions.

The provincial Risk Ratio for treatment plants regressed from 77% in 2013 to 81.2% in 2021. The most prominent risks were observed at a treatment level and pointed to WWTWs that exceeded their design capacity, dysfunctional processes and equipment (especially disinfection), and effluent and sludge non-compliance. Opportunities are presented in terms of reducing cost through process optimisation, improved energy efficiency and beneficial use of sludge, nutrients, biogas, and other energy resources.

Table 15 - Free State 2021 Green Drop Summary

WSA Name	2013 GD Score (%)	2021 GD Score (%)	2021 Critical State (<31%)
Letsemeng LM	16	40↑	Koffiefontein, Oppermansgronde
Tswelopele LM	49	40↓	Hoopstad
Nketoana LM	19	34↑	Lindley-Ntha
Mangaung LM	79	33	Northern Works, Bloemindustria, Soutpan, Dewetsdorp, Van Stadensrus, Wepener
Naledi LM*	7		
Mantsopa LM	32	30	Excelsior, Ladybrand, Tweespruit
Kopanong LM	19	26↑	Fauresmith, Gariiep Dam, Jagersfontein, Reddersburg
Matjhabeng LM	58	26↓	10 of 11 plants except Kutlwanong
Mohokare LM	30	21↓	All 3 plants
Setsoto LM	5	19↑	Ficksburg, Clocolan, Marquard New
Maluti-A-Phofung LM	76	18↓	All 7 plants
Masilonyana LM	11	16↑	Brandfort, Theunissen-Masilo, Winburg
Metsimaholo	69	11↓	Both plants
Moqhaka LM	26	10↓	All 3 plants
Ngwathe LM	16	10↓	All 5 plants
Nala LM	8	6↓	All 3 plants
Phumelela LM	25	4↓	All 3 plants
Mafube LM	36	0↓	All 5 plants
Totals	-	-	64

* Now Part of Mangaung

Provincial Green Drop Analysis

The 100% response from the 19 municipalities audited during the 2021 Green Drop process demonstrated a high level of commitment to wastewater services in the province. Local Government reforms resulted in the merging of Naledi LM into Mangaung Metro. Therefore 19 WSAs were audited in 2021 compared to the 20 WSAs in 2013.

The analysis for the period 2009, 2011, 2013 and 2021, indicated that most of the system scores were in the 0-<50% (Critical and Poor Performance) categories, with the 50-<80% (Average Performance) being the next largest category. The most concerning finding was that 64 systems were in a critical state (<31%) compared to 46 systems in this category in 2013.

Regulatory Enforcement

Wastewater systems which **failed to achieve the minimum Green Drop target of 31%, were placed under regulatory focus**. The Regulator required these municipalities to submit a detailed corrective action plan within 60 days from publishing of the Green Drop 2022 report. Seventeen (17) municipalities and 64 wastewater systems that received Green Drop scores below 31%, were placed under **regulatory surveillance**, in accordance with the Water Services Act (108 Of 1997). In addition, these municipalities were advised to ringfence water services grant allocation to rectify/restore wastewater collection and treatment shortcomings identified.

Table 16 - WWTWs with <31% Green Drop scores

WSA Name	2021 Municipal GD Score	WWTWs with <31% score
Letsemeng LM	40%	Koffiefontein, Oppermansgronde
Tswelopele LM	40%	Hoopstad
Nketoana LM	34%	Lindley-Ntha
Mangaung LM	33%	Northern Works, Bloemindustria, Soutpan, Dewetsdorp, Van Stadensrus, Wepener
Mantsopa LM	30%	Excelsior, Ladybrand, Tweespruit
Kopanong LM	26%	Fauresmith, Gariep Dam, Jagersfontein, Reddersburg
Matjhabeng LM	26%	10 of 11 plants except Kutlwanong
Mohokare LM	21%	All 3 plants
Setsoto LM	19%	Ficksburg, Clocolan, Marquard New
Maluti-A-Phofung LM	18%	All 7 plants
Masilonyana LM	16%	Brandfort, Theunissen-Masilo, Winburg
Metsimaholo	11%	Both plants
Moqhaka LM	10%	All 3 plants
Ngwathe LM	10%	All 5 plants
Nala LM	6%	All 3 plants
Phumelela LM	4%	All 3 plants
Mafube LM	0%	All 5 plants

The following municipalities and their associated wastewater treatment plants were found to be in high CRR risk positions, which means that some or all the risk indicators were in a precarious state, i.e. operational flow, technical capacity and effluent quality. WWTWs in high risk and critical risk positions poses a serious risk to public health and the environment. The following municipalities were required to assess their risk contributors and develop corrective measures to mitigate these risks.

Table 17 - %CRR/CRR_{max} scores and WWTWs in critical and high-risk space

WSA Name	2021 Mean %CRR/CRR _{max} deviation	WWTWs in critical and high-risk space	
		Critical Risk (90-100%CRR)	High Risk (70-<90%CRR)
Letsemeng LM	64.7%	Luckoff	Koffiefontein
Dihlabeng LM	65.1%		Fouriesburg, Mautse-Rosendal, Paul Roux
Kopanong LM	68.0%	Fauresmith, Gariep Dam, Jagersfontein, Philippolis	
Tswelopele LM	73.5%		Hoopstad
Moqhaka LM	74.3%		All 3 plants
Metsimaholo	76.5%		Both plants (2)
Nketoana LM	77.9%		Lindley-Ntha, Petrus Steyn, Reitz
Setsoto LM	79.8%	Ficksburg	Clocolan, Marquard New
Mantsopa LM	80.4%		All 5 plants
Mangaung LM	82.7%	Dewetsdorp, Vanstadensrus, Wepener, Soutpan	Bloemindustria, Bloemspruit, Botshabelo, Sterkwater, Thaba Nchu, Welvaart
Masilonyana LM	85.3%	Brandfort, Winburg	Masilo-Theunissen
Mohokare LM	90.2%	Rouxville, Zastron	Smithfield
Maluti-A-Phofung LM	90.5%	Moeding, Phuthaditjhaba, Wilge-Harrismith	Elands, Kestell, Makwane, Tshiame
Matjhabeng LM	90.8%	9 of 11 plants	Allanridge AS
Ngwathe LM	93.1%	All 5 plants	
Nala LM	94.6%	All 3 plants	
Phumelela LM	98.0%	All 3 plants	
Mafube LM	100.0%	All 5 plants	

Regulator Enforcement Results as at 31 March 2023

Analyses of the Corrective Action Plans that were submitted by municipalities and its identified WWTWs in critical state, are summarised against the 3 Watch Areas.

BASELINE:

- ◆ Details of municipality and wastewater systems in critical state in 2022
- ◆ Municipal and System Green Drop score
- ◆ TSA score
- ◆ VROOM amount reported for the municipality to restore functionality.

Table 18 - 2021 Green Drop Baseline Summary

#	WSI Name	WSI 2021 GD Score	WSI TSA Score	Total VROOM Cost	WWTW Names (<31% score)	WWTW 2021 GD Score
1	Letsemeng LM	40%	13%	R57,886,500	Koffiefontein	29.3%
					Oppermansgronde	25.9%
2	Tswelopele LM	40%	54%	R8,382,000	Hoopstad	29.6%
3	Nketoana LM	34%	59%	R35,008,000	Lindley-Ntha	2.2%
4	Mangaung LM	33%	44%	R163,778,940	Northern Works	30.5%
					Bloemindustria	30.5%
					Soutpan	17.7%
					Dewetsdorp	24.3%
					Van Stadensrus	17.3%
					Wepener	20.6%
5	Mantsopa LM	30%	28%	R65,805,000	Excelsior	29.6%
					Tweespruit	21.8%
					Ladybrand	29.4%
6	Kopanong LM	26%	23%	R31,492,500	Fauresmith	16.1%
					Gariep Dam	11.6%
					Jagersfontein	14.1%
					Reddersburg	16.1%
7	Matjhabeng LM	26%	51%	R126,387,000	Allanridge	23.9%
					Hennenman	26.5%
					Mmamahabane	31.2%
					Odendaalsrus	26.4%
					Phomolong	18.9%
					Thabong	27.3%
					Theronia	29.2%
					Ventersburg	22.0%
					Virginia	26.7%
Witpan	28.8%					
8	Mohokare LM	21%	32%	R25,233,100	Rouxville	21.8%
					Smithfield	28.4%
					Zastron	13.2%
9	Setsoto LM	19%	46%	R41,216,000	Ficksburg	14.4%
					Clocolan	24.1%
					Marquard New	28.2%
10	Maluti-A-Phofung LM	18%	11%	R133,889,000	Elandsriver	10.5%
					Kestell	17.3%
					Makwane/Matsegeng	12.8%
					Moeding	6.0%
					Phuthaditjhaba	22.1%
					Tshiame	15.8%
11	Masilonyana LM	16%	31%	R66,780,000	Wilge/Harrismith	13.5%
					Brandfort	10.5%
					Theunissen-Masilo	17.9%
12	Metsimaholo	11%	21%	R17,484,000	Winburg	7.2%
					Deneysville-Refengkgotso	10.5%
					Oranjeville	12.6%
13	Moqhaka LM	10%	13%	R23,368,000	Kroonstad	9.1%
					Steynsrus	12.1%
					Viljoenskroon	13.8%
14	Ngwathe LM	10%	29%	R51,624,500	Parys	7.3%

#	WSI Name	WSI 2021 GD Score	WSI TSA Score	Total VROOM Cost	WWTW Names (<31% score)	WTTW 2021 GD Score
15	Nala LM	6%	36%	R19,008,000	Vredefort	11.7%
					Koppies	9.6%
					Heilbron	11.7%
					Edenville	5.3%
					Bothaville	8.4%
					Wesselsbron	8.2%
					Monyakeng	1.3%
16	Phumelela LM	4%	19%	R21,155,400	Vrede	3.7%
					Warden	3.3%
					Memel	4.3%
17	Mafube LM	0%	30%	R19,957,600	Namahadi	0.0%
					Villiers/Qalabotjha	0.0%
					Frankfort	0.0%
					Tweeling	0.0%
					Cornelia	0.0%
				R908,455,540	64	

Seventeen (of 19) WSIs and 64 WWTWs received Green Drop scores below 31% and were placed under regulatory surveillance in accordance with the Water Services Act (108 Of 1997). The WSIs were required by the Regulator to submit a detailed corrective action plan within 60 days from the publishing of the Green Drop 2022 Report.

Watch Area 1: PLANNING - Corrective Action Plan to improve on the Green Drop Scores

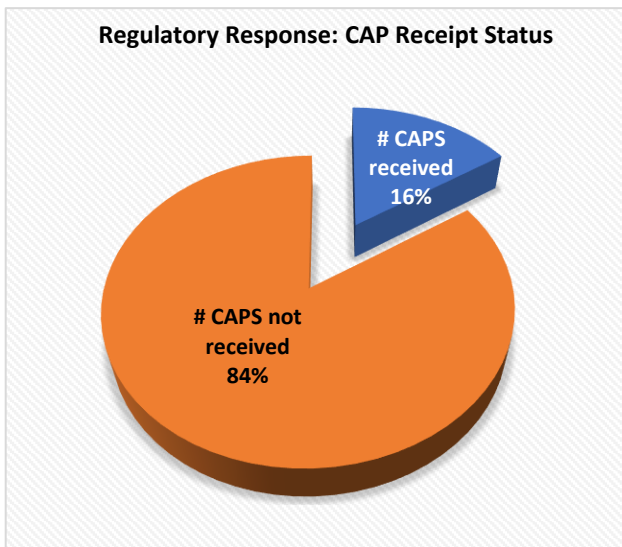
- ◆ Compliance letter issued
- ◆ Acknowledgement of receipt by WSI
- ◆ WSI requested support or extension wrt development of CAP
- ◆ DWS schedule engagement with non-responsive WSIs
- ◆ CAP implementation status
- ◆ Quality of CAPs.

Table 19 - Summary of the Corrective Action Planning during 1 April 2022 to 31 March 2023

#	WSI Name	WWTW Names (<31% score)	WSA Requested Support or Extension to develop CAP	DWS Schedule Engagement with WSIs	# CAPs received by DWS	Date of CAPs receipt by DWS	CAP Implementation Status: Progress @ 31 March 2022	Quality of CAP
1	Letsemeng LM	Koffiefontein	None	Follow Up Letter for Green Drop Critical Systems Action Plan Dated 17 Aug 2022. Letter emailed to WSA on 19 Aug 2022	0	None	No Progress	NI
		Oppermansgronde	None		0	None	No Progress	NI
2	Tswelopele LM	Hoopstad	None	Follow Up Letter for Green Drop Critical Systems Action Plan Dated 17 Aug 2022. Letter emailed to WSA on 19 Aug 2022	0	None	No Progress	NI
3	Nketoana LM	Lindley-Ntha	None	Follow Up Letter for Green Drop Critical Systems Action Plan Dated 17 Aug 2022. Letter emailed to WSA on 19 Aug 2023	0	None	No Progress	NI
4	Mangaung LM	Northern Works	None	Follow Up Letter for Green Drop Critical Systems Action Plan Dated 17 Aug 2022. Letter emailed to WSA on 23 Aug 2022	0	None	No Progress	NI
		Bloemindustria	None		0	None	No Progress	NI
		Soutpan	None		0	None	No Progress	NI
		Dewetsdorp	None		0	None	No Progress	NI
		Van Stadensrus	None		0	None	No Progress	NI
5	Mantsopa LM	Wepener	None	Follow Up Letter for Green Drop Critical Systems Action Plan Dated 17 Aug 2022. Letter emailed to WSA on 19 Aug 2022	0	None	No Progress	NI
		Excelsior	None		0	None	No Progress	NI
		Tweespruit	None		0	None	No Progress	NI
6	Kopanong LM	Ladybrand	None	Follow Up Letter for Green Drop Critical Systems Action Plan Dated 17 Aug 2022. Letter emailed to WSA on 19 Aug 2022	0	None	No Progress	NI
		Fauresmith	None		0	None	No Progress	NI
		Gariep Dam	None		0	None	No Progress	NI
		Jagersfontein	None		0	None	No Progress	NI
7	Matjhabeng LM	Reddersburg	None	Follow Up Letter for Green Drop Critical Systems Action Plan Dated 17 Aug 2022. Letter emailed to WSA on 19 Aug 2022	0	None	No Progress	NI
		Allanridge	None		1	30-Aug-22	No Progress	NI

#	WSI Name	WWTW Names (<31% score)	WSA Requested Support or Extension to develop CAP	DWS Schedule Engagement with WSIs	# CAPs received by DWS	Date of CAPs receipt by DWS	CAP Implementation Status: Progress @ 31 March 2022	Quality of CAP
		Hennenman	None	Follow Up Letter for Green Drop Critical Systems Action Plan Dated 17 Aug 2022. Letter emailed to WSA on 19 Aug 2022	1	30-Aug-22	No Progress	NI
		Mmamahabane	None		1	30-Aug-22	No Progress	NI
		Odendaalsrus	None		1	30-Aug-22	No Progress	NI
		Phomolong	None		1	30-Aug-22	No Progress	NI
		Thabong	None		1	30-Aug-22	No Progress	NI
		Theronia	None		1	30-Aug-22	No Progress	NI
		Ventersburg	None		1	30-Aug-22	No Progress	NI
		Virginia	None		1	30-Aug-22	No Progress	NI
		Witpan	None		1	30-Aug-22	No Progress	NI
8	Mohokare LM	Rouxville	None	Follow Up Letter for Green Drop Critical Systems Action Plan Dated 17 Aug 2022. Letter emailed to WSA on 19 Aug 2022	0	None	No Progress	NI
		Smithfield	None		0	None	No Progress	NI
		Zastron	None		0	None	No Progress	NI
9	Setsoto LM	Ficksburg	None	Follow Up Letter for Green Drop Critical Systems Action Plan Dated 17 Aug 2022. Letter emailed to WSA on 19 Aug 2022	0	None	No Progress	NI
		Clocolan	None		0	None	No Progress	NI
		Marquard New	None		0	None	No Progress	NI
10	Maluti-A-Phofung LM	Elandsriver	None	Follow Up Letter for Green Drop Critical Systems Action Plan Dated 17 Aug 2022. Letter emailed to WSA on 19 Aug 2022	0	None	No Progress	NI
		Kestell	None		0	None	No Progress	NI
		Makwane/Matsegeng	None		0	None	No Progress	NI
		Moeding	None		0	None	No Progress	NI
		Phuthaditjhaba	None		0	None	No Progress	NI
		Tshiamo	None		0	None	No Progress	NI
11	Masilonyana LM	Wilge/Harrismith	None	Follow Up Letter for Green Drop Critical Systems Action Plan Dated 17 Aug 2022. Letter emailed to WSA on 19 Aug 2022	0	None	No Progress	NI
		Brandfort	None		0	None	No Progress	NI
		Theunissen-Masilo	None		0	None	No Progress	NI
12	Metsimaholo	Winburg	None	Follow Up Letter for Green Drop Critical Systems Action Plan Dated 17 Aug 2022. Letter emailed to WSA on 19 Aug 2022	0	None	No Progress	NI
		Deneysville-Refengkgotso	None		0	None	No Progress	NI
13	Moghaka LM	Oranjeville	None	Follow Up Letter for Green Drop Critical Systems Action Plan Dated 17 Aug 2022. Letter emailed to WSA on 19 Aug 2022	0	None	No Progress	NI
		Kroonstad	None		0	None	No Progress	NI
		Steynsrus	None		0	None	No Progress	NI
14	Ngwathe LM	Viljoenskroon	None	Follow Up Letter for Green Drop Critical Systems Action Plan Dated 17 Aug 2022. Letter emailed to WSA on 19 Aug 2022	0	None	No Progress	NI
		Parys	None		0	None	No Progress	NI
		Vredefort	None		0	None	No Progress	NI
		Koppies	None		0	None	No Progress	NI
		Heilbron	None		0	None	No Progress	NI
15	Nala LM	Edenville	None	Follow Up Letter for Green Drop Critical Systems Action Plan Dated 17 Aug 2022. Letter emailed to WSA on 19 Aug 2022	0	None	No Progress	NI
		Bothaville	None		0	None	No Progress	NI
		Wesselsbron	None		0	None	No Progress	NI
16	Phumelela LM	Monyakeng	None	Follow Up Letter for Green Drop Critical Systems Action Plan Dated 17 Aug 2022. Letter emailed to WSA on 19 Aug 2022	0	None	No Progress	NI
		Vrede	None		0	None	No Progress	NI
		Warden	None		0	None	No Progress	NI
17	Mafube LM	Memel	None	Follow Up Letter for Green Drop Critical Systems Action Plan Dated 17 Aug 2022. Letter emailed to WSA on 19 Aug 2022	0	None	No Progress	NI
		Namahadi	None		0	None	No Progress	NI
		Villiers/Qalabotjha	None		0	None	No Progress	NI
		Frankfort	None		0	None	No Progress	NI
		Tweeling	None		0	None	No Progress	NI

#	WSI Name	WWTW Names (<31% score)	WSA Requested Support or Extension to develop CAP	DWS Schedule Engagement with WSIs	# CAPs received by DWS	Date of CAPs receipt by DWS	CAP Implementation Status: Progress @ 31 March 2022	Quality of CAP
		Cornelia	None		0	None	No Progress	NI
		64	0		10			



Of the 64 critical state systems, 64 compliance letters were issued by DWS to the WSIs. None of the WSIs requested support. Ten CAPs were received by DWS giving a 16% (10 of 64) response to the Regulatory response. 'No progress' is noted to reflect the current implementation status. The quality of the 10 no. CAPs received has not yet been determined.

Figure 7 - FS Summary of CAPs Received and Not Received

Watch Area 2: IMPLEMENTATION - Securing of water services grants, funding, and appropriate resources to implement the CAP

- ◆ CAP implementation monitoring
- ◆ KPA areas targeted through CAP (KPA 1, 2, 3, 4, 5)
- ◆ Resources secured to implement CAP (funds, expertise, staff, none).

Implementation of the 10 no. CAPs are not yet being monitored (NI = No Information).

Watch Area 3: INTERVENTION – Status and types of interventions by DWS

- ◆ Regulator’s compliance and enforcement monitoring status
- ◆ Type of legal interventions taken
- ◆ Regional Heads regulatory comment.

Table 20 - Summary of the Regulatory Interventions

#	WSI Name	WWTW Names (<31% score)	Regulator’s Compliance Monitoring and Enforcement Status	Action to follow and other comment	Regulatory Comment by the REGIONAL HEAD
1	Letsemeng LM	Koffiefontein	Case Reported and Registered on ECMS. Complaint investigated Issued non-compliance letter (S9(4) or 10(4) Issued NWA Notice (Pre-directive)	Follow Up letter dated 17 Aug 2022 Emailed again on 27 Oct 2022. No Response received. Provincial consultations are planned between February and March 2023 with affected municipalities. This is with the support of SALGA, CoGTA, & MISA	The state of wastewater services in Free State is at critical state and requires coordinated approach. DWS through the Provincial Head raised this issue with the MEC of CoGTA in the Province in 2022 and letters were sent to the Mayors and Executive Mayors of the WSAs which DWS had issued directives to them.
		Oppermansgronde	No non-compliance case reported		
2	Tswelopele LM	Hoopstad	Case Reported and Registered on ECMS. Complaint investigated on 15 August 2016	Follow Up letter dated 17 Aug 2022 Emailed again on 27 Oct 2022. No Response received. Provincial consultations are planned between February and March 2023 with affected municipalities. This is with the support of SALGA, CoGTA, & MISA	
3	Nketoana LM	Lindley-Ntha	Case Reported and Registered on ECMS. Complaint investigated Issued non-compliance letter (S9(4) or 10(4)	Follow Up letter dated 17 Aug 2022 Emailed again on 27 Oct 2022. No Response received. Provincial consultations are planned between February and March 2023 with affected municipalities. This is with the support of SALGA, CoGTA, & MISA	The letters were requesting the WSAs to submit the action plans for all the directives in order to improve the situation of critical wastewater management status.
4	Mangaung LM	Northern Works	No non-compliance case reported	Follow Up letter dated 17 Aug 2022 Emailed again on 27 Oct 2022. No Response received. Provincial	Management of the
		Bloemindustria	None		

#	WSI Name	WWTW Names (<31% score)	Regulator's Compliance Monitoring and Enforcement Status	Action to follow and other comment	Regulatory Comment by the REGIONAL HEAD
		Soutpan	Case Reported and Registered on ECMS. Complaint investigated	consultations are planned between February and March 2023 with affected municipalities. This is with the support of SALGA, CoGTA, & MISA	Provincial government led by the Director-General of the province established a high-level structure of Heads of Departments to be able to deal with issues of water and wastewater services and management in the province.
		Dewetsdorp	Case Reported and Registered on ECMS. Complaint investigated Issued non-compliance letter (S9(4) or 10(4) Issued NWA Directive		
		Van Stadensrus	No non-compliance case reported		
		Wepener	Case Reported and Registered on ECMS. Complaint investigated Issued non-compliance letter (S9(4) or 10(4)		
5	Mantsopa LM	Excelsior	No non-compliance case reported	Follow Up letter dated 17 Aug 2022 Emailed again on 27 Oct 2022. No Response received. Provincial consultations are planned between February and March 2023 with affected municipalities. This is with the support of SALGA, CoGTA, & MISA	The Premier of the Province has also since identified about 8 WSAs which requires immediate attention in terms of water and wastewater services (Masilonyana, Matjhabeng, Maluti-A-Phofung, Ngwathe, Kopanong, Mafube, Letsemeng and Mangaung). There is task team led by HoD CoGTA to develop plans to assist with immediate interventions to those municipalities.
		Tweespruit	Case Reported and Registered on ECMS. Complaint investigated Issued non-compliance letter (S9(4) or 10(4)		
		Ladybrand	Case Reported and Registered on ECMS. Complaint investigated Issued non-compliance letter (S9(4) or 10(4)		
6	Kopanong LM	Fauresmith	No non-compliance case reported Issued non-compliance letter (S9(4) or 10(4)	Follow Up letter dated 17 Aug 2022 Emailed again on 27 Oct 2022. No Response received. Provincial consultations are planned between February and March 2023 with affected municipalities. This is with the support of SALGA, CoGTA, & MISA	Further to that, DWS together with SALGA, MISA, and CoGTA Province, have started with engagements at district level with all the WSIs in order to assist with guiding on the development of the Green Drop action plans. The first meeting was held on 16 Feb 2023 for WSIs within the Lejweleputswa district, The second session was held on 23 March 2023 for WSIs in Xhariep district, Mangaung Metro and DPWI, the 3rd session was held on 28 March 2023 for WSIs in Fezile Dabi District and the 4th and last session was held on 29 March 2023 for WSIs in Thabo Mofutsanyana district. The Action plans will be evaluated once received and implementation will be monitored thereof. The action plans for the first engagement are due on the 31 March 2023 as per meeting resolution. Others are expected at the end of April and beginning of May respectively.
		Gariiep Dam	Case Reported and Registered on ECMS. Complaint investigated Issued non-compliance letter (S9(4) or 10(4) Issued NWA Directive Institute civil action		
		Jagersfontein	No non-compliance case reported Issued non-compliance letter (S9(4) or 10(4)		
		Reddersburg	Case Reported and Registered on ECMS. Complaint investigated Issued non-compliance letter (S9(4) or 10(4)		
7	Matjhabeng LM	Allanridge	No non-compliance case reported	Follow Up letter dated 17 Aug 2022 Emailed again on 27 Oct 2022. No Response received. Provincial consultations are planned between February and March 2023 with affected municipalities. This is with the support of SALGA, CoGTA, & MISA	
		Hennenman	Case Reported and Registered on ECMS. Complaint investigated Issued NWA Directive		
		Mmamahabane	Case Reported and Registered on ECMS. Complaint investigated Issued NWA Notice (Pre-directive)		
		Odendaalsrus	No non-compliance case reported		
		Phomolong	Case Reported and Registered on ECMS. Complaint investigated Issued NWA Directive		
		Thabong	Case Reported and Registered on ECMS. Complaint investigated Issued non-compliance letter (S9(4) or 10(4)		
		Theronia	Case Reported and Registered on ECMS. Complaint investigated Issued non-compliance letter (S9(4) or 10(4) Action Plan Received		
		Ventersburg	No non-compliance case reported		
		Virginia	Case Reported and Registered on ECMS. Complaint investigated		
Witpan	Case Reported and Registered on ECMS. Complaint investigated Issued NWA Notice (Pre-directive)				
8	Mohokare LM	Rouxville	No non-compliance case reported	Follow Up letter dated 17 Aug 2022 Emailed again on 27 Oct 2022. No Response received. Provincial consultations are planned between February and March 2023 with affected municipalities. This is with the support of SALGA, CoGTA, & MISA	
		Smithfield	No non-compliance case reported		
		Zastron	No non-compliance case reported		
9	Setsoto LM	Ficksburg	Case Reported and Registered on ECMS. Complaint investigated	Follow Up letter dated 17 Aug 2022 Emailed again on 27 Oct 2022. No	

#	WSI Name	WWTW Names (<31% score)	Regulator's Compliance Monitoring and Enforcement Status	Action to follow and other comment	Regulatory Comment by the REGIONAL HEAD
10	Maluti-A-Phofung LM	Clocolan	Issued non-compliance letter (S9(4) or 10(4)) Case Reported and Registered on ECMS. Complaint investigated Issued non-compliance letter (S9(4) or 10(4)) Issued NWA Notice (Pre-directive)	Response received. Provincial consultations are planned between February and March 2023 with affected municipalities. This is with the support of SALGA, CoGTA, & MISA	
		Marquard New	Case Reported and Registered on ECMS. Complaint investigated		
		Elandsriver	No non-compliance case reported		
		Kestell	Case Reported and Registered on ECMS. Complaint investigated	Follow Up letter dated 17 Aug 2022 Emailed again on 27 Oct 2022. No Response received. Provincial consultations are planned between February and March 2023 with affected municipalities. This is with the support of SALGA, CoGTA, & MISA	
		Makwane/Matsegeng	No non-compliance case reported		
		Moeding	No non-compliance case reported		
		Phuthaditjhaba	Case Reported and Registered on ECMS. Complaint investigated Issued non-compliance letter (S9(4) or 10(4))		
		Tshiame	Case Reported and Registered on ECMS. Complaint investigated Issued NWA Notice (Pre-directive) Issued NWA Directive		
		Wilge/Harrismith	Case Reported and Registered on ECMS. Complaint investigated Issued NWA Notice (Pre-directive) Issued NWA Directive		
		Brandfort	Case Reported and Registered on ECMS. Complaint investigated Issued NWA Directive		
11	Masilonyana LM	Theunissen-Masilo	No non-compliance case reported		
Winburg	Case Reported and Registered on ECMS. Complaint investigated Issued non-compliance letter (S9(4) or 10(4))				
12	Metsimaholo	Deneysville-Refenggotso	Issued NWA Notice (Pre-directive) Issued NWA Directive	Follow Up letter dated 17 Aug 2022 Emailed again on 27 Oct 2022. No Response received. Provincial consultations are planned between February and March 2023 with affected municipalities. This is with the support of SALGA, CoGTA, & MISA	
		Oranjeville	Case Reported and Registered on ECMS. Complaint investigated		
13	Moghaka LM	Kroonstad	Case Reported and Registered on ECMS. Complaint investigated Issued NWA Directive	Follow Up letter dated 17 Aug 2022 Emailed again on 27 Oct 2022. No Response received. Provincial consultations are planned between February and March 2023 with affected municipalities. This is with the support of SALGA, CoGTA, & MISA	
		Steynsrus	No non-compliance case reported		
		Viljoenskroon	Case Reported and Registered on ECMS. Complaint investigated Issued NWA Directive		
14	Ngwathe LM	Parys	Case Reported and Registered on ECMS. Complaint investigated Issued NWA Notice (Pre-directive) Issued NWA Directive Criminal charges laid Criminal investigation underway (CAS 06/08/2018 & CAS 23/07/2020)	A follow-up inspection was conducted on 16 May 2022, and it was recommended that a charge sheet on the criminal case opened should contain DWS's findings.	
		Vredefort	Case Reported and Registered on ECMS. Complaint investigated	Follow Up letter dated 17 Aug 2022 Emailed again on 27 Oct 2022. No Response received. Provincial consultations are planned between February and March 2023 with affected municipalities. This is with the support of SALGA, CoGTA, & MISA	
		Koppies	No non-compliance case reported		
		Heilbron	Case Reported and Registered on ECMS. Complaint investigated Issued NWA Notice (Pre-directive)		
		Edenville	Case Reported and Registered on ECMS. Complaint investigated		
15	Nala LM	Bothaville	Case Reported and Registered on ECMS. Complaint investigated Issued non-compliance letter (S9(4) or 10(4))	Follow Up letter dated 17 Aug 2022 Emailed again on 27 Oct 2022. No Response received. Provincial consultations are planned between	

#	WSI Name	WWTW Names (<31% score)	Regulator's Compliance Monitoring and Enforcement Status	Action to follow and other comment	Regulatory Comment by the REGIONAL HEAD
		Wesselsbron	Case Reported and Registered on ECMS. Complaint investigated Issued non-compliance letter (S9(4) or 10(4))	February and March 2023 with affected municipalities. This is with the support of SALGA, CoGTA, & MISA	
		Monyakeng	Case Reported and Registered on ECMS. Complaint investigated Issued non-compliance letter (S9(4) or 10(4))		
16	Phumelela LM	Vrede	Case Reported and Registered on ECMS. Complaint investigated	Follow Up letter dated 17 Aug 2022 Emailed again on 27 Oct 2022. No Response received. Provincial consultations are planned between February and March 2023 with affected municipalities. This is with the support of SALGA, CoGTA, & MISA	
		Warden	Case Reported and Registered on ECMS. Complaint investigated		
		Memel	Case Reported and Registered on ECMS. Complaint investigated Issued NWA Directive		
17	Mafube LM	Namahadi	Case Reported and Registered on ECMS. Complaint investigated Issued NWA Notice (Pre-directive) Issued NWA Directive	Follow Up letter dated 17 Aug 2022 Emailed again on 27 Oct 2022. No Response received. Provincial consultations are planned between February and March 2023 with affected municipalities. This is with the support of SALGA, CoGTA, & MISA	
		Villiers/Qalabotjha	Case Reported and Registered on ECMS. Complaint investigated Issued NWA Notice (Pre-directive) Issued NWA Directive		
		Frankfort	Case Reported and Registered on ECMS. Complaint investigated		
		Tweeling	Case Reported and Registered on ECMS. Complaint investigated Issued NWA Notice (Pre-directive) Issued NWA Directive		
		Cornelia	Case Reported and Registered on ECMS. Complaint investigated Issued NWA Notice (Pre-directive)		

From the table above, it can be observed that stringent regulatory action is taken by the DWS Regional Office, in summary:

- 8 out of 9 systems have received regulatory and enforcement actions, ranging from cases reported, non-compliance letters, notices and directives issued, critical charges laid, criminal investigation underway, and instituting civil action
- All the systems have active monitoring and actions to be followed by the Regional Office
- The key issues that concerns the Regional Head includes the state of wastewater services in Free State that are in a critical state and ensuring that action plans are put in place to remedy the defects and non-compliance issues.

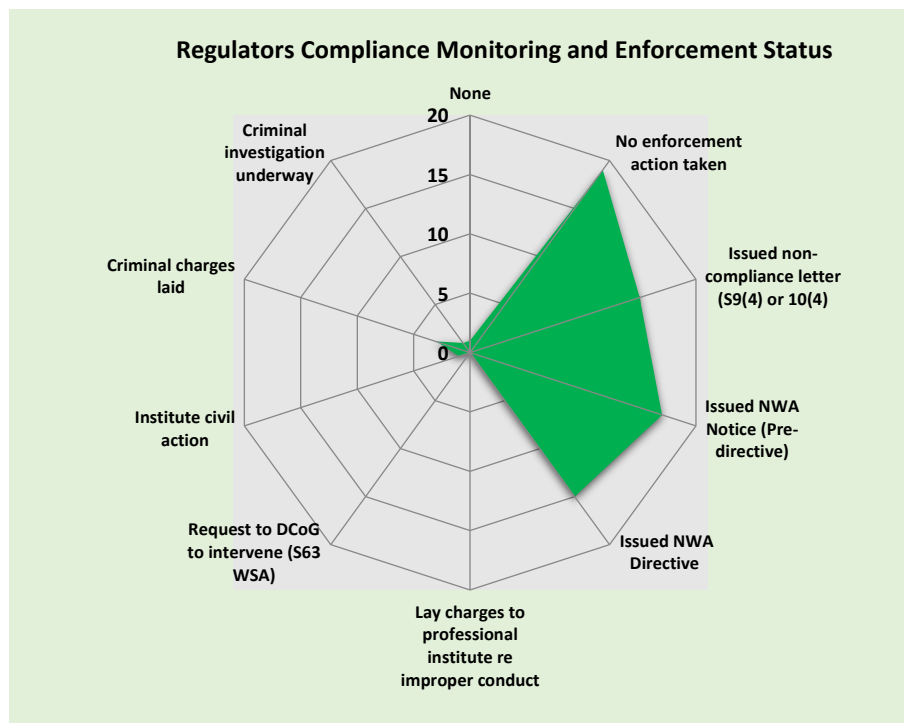


Figure 8 - Summary of Regulators Compliance Monitoring and Enforcement Status

5.1 Kopanong Local Municipality

The municipality was identified to have the following wastewater treatment systems in critical state and was advised by the Regulator to issue a Corrective Action Plans (CAPs) and ringfenced grant allocation to the identified systems. The following results were found following analysis of the CAPs and funds as submitted by the WSA during the period 1 April 2022 to 31 March 2023.

BASELINE:

WSI Name	WSI 2021 GD Score	WSI TSA Score	Total VROOM Cost	WWTW Names (<31% score)	WWTW 2021 GD Score
Kopanong LM	26%	23%	R31,492,500	Fauresmith	16.1%
				Gariiep Dam	11.6%
				Jagersfontein	14.1%
				Reddersburg	16.1%

Watch Area 1: PLANNING - Corrective Action Plan to improve on the Green Drop Scores

WSI Name	WWTW Names (<31% score)	Compliance Letters Issued	WSA Requested Support to develop CAP	DWS Schedule Engagement with WSIs	# CAPs received by DWS	Date of CAPs receipt by DWS	CAP Implementation Status: Progress @ 31 March 2022	Quality of CAP
Kopanong LM	Fauresmith	Yes	None	Follow Up Letter for Green Drop Critical Systems Action Plan Dated 17 Aug 2022. Letter emailed to WSA on 19 Aug 2022	0	None	No Progress	NI
	Gariiep Dam	Yes	None		0	None	No Progress	NI
	Jagersfontein	Yes	None		0	None	No Progress	NI
	Reddersburg	Yes	None		0	None	No Progress	NI

Watch Area 2: IMPLEMENTATION - Securing of water services grants, funding, and appropriate resources to implement the CAP

None

Watch Area 3: INTERVENTION – Status and types of interventions by DWS

WSI Name	WWTW Names	Regulator's Compliance Monitoring and Enforcement Status	Action to follow and other comment
Kopanong LM	Fauresmith	No non-compliance case reported; Issued non-compliance letter (S9(4) or 10(4))	Follow Up letter dated 17 Aug 2022 Emailed again on 27 Oct 2022. No Response received. Provincial consultations are planned between February and March 2023 with affected municipalities. This is with the support of SALGA, CoGTA, & MISA
	Gariiep Dam	Case Reported and Registered on ECMS. Complaint investigated; Issued non-compliance letter (S9(4) or 10(4)); Issued NWA Directive; Institute civil action	
	Jagersfontein	No non-compliance case reported; Issued non-compliance letter (S9(4) or 10(4))	
	Reddersburg	Case Reported and Registered on ECMS. Complaint investigated Issued non-compliance letter (S9(4) or 10(4))	

5.2 Letsemeng Local Municipality

The municipality was identified to have the following wastewater treatment systems in critical state and was advised by the Regulator to issue a Corrective Action Plans (CAPs) and ringfenced grant allocation to the identified systems. The following results were found following analysis of the CAPs and funds as submitted by the WSA during the period 1 April 2022 to 31 March 2023.

BASELINE:

WSI Name	WSI 2021 GD Score	WSI TSA Score	Total VROOM Cost	WWTW Names (<31% score)	WWTW 2021 GD Score
Letsemeng LM	40%	13%	R57,886,500	Koffiefontein	29.3%
				Oppermansgronde	25.9%

Watch Area 1: PLANNING - Corrective Action Plan to improve on the Green Drop Scores

WSI Name	WWTW Names (<31% score)	Compliance Letters Issued	WSA Requested Support to develop CAP	DWS Schedule Engagement with WSIs	# CAPs received by DWS	Date of CAPs receipt by DWS	CAP Implementation Status: Progress @ 31 March 2022	Quality of CAP
Letsemeng LM	Koffiefontein	Yes	None	Follow Up Letter for Green Drop Critical Systems Action Plan Dated 17 Aug 2022. Letter emailed to WSA on 19 Aug 2022	0	None	No Progress	NI
	Oppermansgronde	Yes	None		0	None	No Progress	NI

Watch Area 2: IMPLEMENTATION - Securing of water services grants, funding, and appropriate resources to implement the CAP

None

Watch Area 3: INTERVENTION – Status and types of interventions by DWS

WSI Name	WWTW Names	Regulator's Compliance Monitoring and Enforcement Status	Action to follow and other comment
Letsemeng LM	Koffiefontein	Case Reported and Registered on ECMS. Complaint investigated; Issued non-compliance letter (S9(4) or 10(4)); Issued NWA Notice (Pre-directive)	Follow Up letter dated 17 Aug 2022 Emailed again on 27 Oct 2022. No Response received. Provincial consultations are planned between February and March 2023 with affected municipalities. This is with the support of SALGA, CoGTA, & MISA
	Oppermansgronde	No non-compliance case reported	

5.3 Mafube Local Municipality

The municipality was identified to have the following wastewater treatment systems in critical state and was advised by the Regulator to issue a Corrective Action Plans (CAPs) and ringfenced grant allocation to the identified systems. The following results were found following analysis of the CAPs and funds as submitted by the WSA during the period 1 April 2022 to 31 March 2023.

BASELINE:

WSI Name	WSI 2021 GD Score	WSI TSA Score	Total VROOM Cost	WWTW Names (<31% score)	WWTW 2021 GD Score
Mafube LM	0%	30%	R19,957,600	Namahadi	0.0%
				Villiers/Qalabotjha	0.0%
				Frankfort	0.0%
				Tweeling	0.0%
				Cornelia	0.0%

Watch Area 1: PLANNING - Corrective Action Plan to improve on the Green Drop Scores

WSI Name	WWTW Names (<31% score)	Comp=liance Letters Issued	WSA Requested Support to develop CAP	DWS Schedule Engagement with WSIs	# CAPs received by DWS	Date of CAPs receipt by DWS	CAP Implementation Status: Progress @ 31 March 2022	Quality of CAP
Mafube LM	Namahadi	Yes	None	Follow Up Letter for Green Drop Critical Systems Action Plan Dated 17 Aug 2022. Letter emailed to WSA on 19 Aug 2022	0	None	No Progress	NI
	Villiers/Qalabotjha	Yes	None		0	None	No Progress	NI
	Frankfort	Yes	None		0	None	No Progress	NI
	Tweeling	Yes	None		0	None	No Progress	NI
	Cornelia	Yes	None		0	None	No Progress	NI

Watch Area 2: IMPLEMENTATION - Securing of water services grants, funding, and appropriate resources to implement the CAP

None

Watch Area 3: INTERVENTION – Status and types of interventions by DWS

WSI Name	WWTW Names	Regulator's Compliance Monitoring and Enforcement Status	Action to follow and other comment
Mafube LM	Namahadi	Case Reported and Registered on ECMS. Complaint investigated Issued NWA Notice (Pre-directive); Issued NWA Directive	Follow Up letter dated 17 Aug 2022 Emailed again on 27 Oct 2022. No Response received. Provincial consultations are planned between February and March 2023 with affected municipalities. This is with the support of SALGA, CoGTA, & MISA
	Villiers/Qalabotjha	Case Reported and Registered on ECMS. Complaint investigated Issued NWA Notice (Pre-directive); Issued NWA Directive	
	Frankfort	Case Reported and Registered on ECMS. Complaint investigated Issued NWA Notice (Pre-directive); Issued NWA Directive	
	Tweeling	Case Reported and Registered on ECMS. Complaint investigated Issued NWA Notice (Pre-directive); Issued NWA Directive	
	Cornelia	Case Reported and Registered on ECMS. Complaint investigated Issued NWA Notice (Pre-directive)	

5.4 Maluti-A-Phofung Local Municipality

The municipality was identified to have the following wastewater treatment systems in critical state and was advised by the Regulator to issue a Corrective Action Plans (CAPs) and ringfenced grant allocation to the identified systems. The following results were found following analysis of the CAPs and funds as submitted by the WSA during the period 1 April 2022 to 31 March 2023.

BASELINE:

WSI Name	WSI 2021 GD Score	WSI TSA Score	Total VROOM Cost	WWTW Names (<31% score)	WTTW 2021 GD Score
Maluti-A-Phofung LM	18%	11%	R133,889,000	Elandsriver	10.5%
				Kestell	17.3%
				Makwane/Matsegeng	12.8%
				Moeding	6.0%
				Phuthaditjhaba	22.1%
				Tshiame	15.8%
Wilge/Harrismith	13.5%				

Watch Area 1: PLANNING - Corrective Action Plan to improve on the Green Drop Scores

WSI Name	WWTW Names (<31% score)	Compliance Letters Issued	WSA Requested Support to develop CAP	DWS Schedule Engagement with WSIs	# CAPs received by DWS	Date of CAPs receipt by DWS	CAP Implementation Status: Progress @ 31 March 2022	Quality of CAP
Maluti-A-Phofung LM	Elandsriver	Yes	None	Follow Up Letter for Green Drop Critical Systems Action Plan Dated 17 Aug 2022. Letter emailed to WSA on 19 Aug 2022	0	None	No Progress	NI
	Kestell	Yes	None		0	None	No Progress	NI
	Makwane/Matsegeng	Yes	None		0	None	No Progress	NI
	Moeding	Yes	None		0	None	No Progress	NI
	Phuthaditjhaba	Yes	None		0	None	No Progress	NI
	Tshiame	Yes	None		0	None	No Progress	NI
	Wilge/Harrismith	Yes	None		0	None	No Progress	NI

Watch Area 2: IMPLEMENTATION - Securing of water services grants, funding, and appropriate resources to implement the CAP

None

Watch Area 3: INTERVENTION – Status and types of interventions by DWS

WSI Name	WWTW Names	Regulator’s Compliance Monitoring and Enforcement Status	Action to follow and other comment
Maluti-A-Phofung LM	Elandsriver	No non-compliance case reported	Follow Up letter dated 17 Aug 2022 Emailed again on 27 Oct 2022. No Response received. Provincial consultations are planned between February and March 2023 with affected municipalities. This is with the support of SALGA, CoGTA, & MISA
	Kestell	Case Reported and Registered on ECMS. Complaint investigated	
	Makwane/Matsegeng	No non-compliance case reported	
	Moeding	No non-compliance case reported	
	Phuthaditjhaba	Case Reported and Registered on ECMS. Complaint investigated Issued non-compliance letter (S9(4) or 10(4))	
	Tshiame	Case Reported and Registered on ECMS. Complaint investigated Issued NWA Notice (Pre-directive); Issued NWA Directive	
	Wilge/Harrismith	Case Reported and Registered on ECMS. Complaint investigated Issued NWA Notice (Pre-directive); Issued NWA Directive	

5.5 Mangaung Local Municipality

The municipality was identified to have the following wastewater treatment systems in critical state and was advised by the Regulator to issue a Corrective Action Plans (CAPs) and ringfenced grant allocation to the identified systems. The following results were found following analysis of the CAPs and funds as submitted by the WSA during the period 1 April 2022 to 31 March 2023.

BASELINE:

WSI Name	WSI 2021 GD Score	WSI TSA Score	Total VROOM Cost	WWTW Names (<31% score)	WTTW 2021 GD Score
Mangaung LM	33%	44%	R163,778,940	Northern Works	30.5%
				Bloemindustria	30.5%
				Soutpan	17.7%
				Dewetsdorp	24.3%
				Van Stadensrus	17.3%
				Wepener	20.6%

Watch Area 1: PLANNING - Corrective Action Plan to improve on the Green Drop Scores

WSI Name	WWTW Names (<31% score)	Compliance Letters Issued	WSA Requested Support to develop CAP	DWS Schedule Engagement with WSIs	# CAPs received by DWS	Date of CAPs receipt by DWS	CAP Implementation Status: Progress @ 31 March 2022	Quality of CAP
Mangaung LM	Northern Works	Yes	None		0	None	No Progress	NI

WSI Name	WWTW Names (<31% score)	Compliance Letters Issued	WSA Requested Support to develop CAP	DWS Schedule Engagement with WSIs	# CAPs received by DWS	Date of CAPs receipt by DWS	CAP Implementation Status: Progress @ 31 March 2022	Quality of CAP
	Bloemindustria	Yes	None	Follow Up Letter for Green Drop Critical Systems Action Plan Dated 17 Aug 2022. Letter emailed to WSA on 23 Aug 2022	0	None	No Progress	NI
	Soutpan	Yes	None		0	None	No Progress	NI
	Dewetsdorp	Yes	None		0	None	No Progress	NI
	Van Stadensrus	Yes	None		0	None	No Progress	NI
	Wepener	Yes	None		0	None	No Progress	NI

Watch Area 2: IMPLEMENTATION - Securing of water services grants, funding, and appropriate resources to implement the CAP

None

Watch Area 3: INTERVENTION – Status and types of interventions by DWS

WSI Name	WWTW Names	Regulator's Compliance Monitoring and Enforcement Status	Action to follow and other comment
Mangaung LM	Northern Works	No non-compliance case reported	Follow Up letter dated 17 Aug 2022 Emailed again on 27 Oct 2022. No Response received. Provincial consultations are planned between February and March 2023 with affected municipalities. This is with the support of SALGA, CoGTA, & MISA
	Bloemindustria	None	
	Soutpan	Case Reported and Registered on ECMS. Complaint investigated	
	Dewetsdorp	Case Reported and Registered on ECMS. Complaint investigated Issued non-compliance letter (S9(4) or 10(4)); Issued NWA Directive	
	Van Stadensrus	No non-compliance case reported	
	Wepener	Case Reported and Registered on ECMS. Complaint investigated Issued non-compliance letter (S9(4) or 10(4))	

5.6 Mantsopa Local Municipality

The municipality was identified to have the following wastewater treatment systems in critical state and was advised by the Regulator to issue a Corrective Action Plans (CAPs) and ringfenced grant allocation to the identified systems. The following results were found following analysis of the CAPs and funds as submitted by the WSA during the period 1 April 2022 to 31 March 2023.

BASELINE:

WSI Name	WSI 2021 GD Score	WSI TSA Score	Total VROOM Cost	WWTW Names (<31% score)	WTWW 2021 GD Score
Mantsopa LM	30%	28%	R65,805,000	Excelsior	29.6%
				Tweespruit	21.8%
				Ladybrand	29.4%

Watch Area 1: PLANNING - Corrective Action Plan to improve on the Green Drop Scores

WSI Name	WWTW Names (<31% score)	Compliance Letters Issued	WSA Requested Support to develop CAP	DWS Schedule Engagement with WSIs	# CAPs received by DWS	Date of CAPs receipt by DWS	CAP Implementation Status: Progress @ 31 March 2022	Quality of CAP
Mantsopa LM	Excelsior	Yes	None	Follow Up Letter for Green Drop Critical Systems Action Plan Dated 17 Aug 2022. Letter emailed to WSA on 19 Aug 2022	0	None	No Progress	NI
	Tweespruit	Yes	None		0	None	No Progress	NI
	Ladybrand	Yes	None		0	None	No Progress	NI

Watch Area 2: IMPLEMENTATION - Securing of water services grants, funding, and appropriate resources to implement the CAP

None

Watch Area 3: INTERVENTION – Status and types of interventions by DWS

WSI Name	WWTW Names	Regulator's Compliance Monitoring and Enforcement Status	Action to follow and other comment
Mantsopa LM	Excelsior	No non-compliance case reported	Follow Up letter dated 17 Aug 2022 Emailed again on 27 Oct 2022. No Response received. Provincial consultations are planned between February and March 2023 with affected municipalities. This is with the support of SALGA, CoGTA, & MISA
	Tweespruit	Case Reported and Registered on ECMS. Complaint investigated Issued non-compliance letter (S9(4) or 10(4))	
	Ladybrand	Case Reported and Registered on ECMS. Complaint investigated Issued non-compliance letter (S9(4) or 10(4))	

5.7 Masilonyana Local Municipality

The municipality was identified to have the following wastewater treatment systems in critical state and was advised by the Regulator to issue a Corrective Action Plans (CAPs) and ringfenced grant allocation to the identified systems. The following results were found following analysis of the CAPs and funds as submitted by the WSA during the period 1 April 2022 to 31 March 2023.

BASELINE:

WSI Name	WSI 2021 GD Score	WSI TSA Score	Total VROOM Cost	WWTW Names (<31% score)	WTTW 2021 GD Score
Masilonyana LM	16%	31%	R66,780,000	Brandfort	10.5%
				Theunissen-Masilo	17.9%
				Winburg	7.2%

Watch Area 1: PLANNING - Corrective Action Plan to improve on the Green Drop Scores

WSI Name	WWTW Names (<31% score)	Compliance Letters Issued	WSA Requested Support to develop CAP	DWS Schedule Engagement with WSIs	# CAPs received by DWS	Date of CAPs receipt by DWS	CAP Implementation Status: Progress @ 31 March 2022	Quality of CAP
Masilonyana LM	Brandfort	Yes	None	Follow Up Letter for GD Critical Systems CAP dated 17 Aug 22. Letter emailed to WSA on 19 Aug 22	0	None	No Progress	NI
	Theunissen-Masilo	Yes	None		0	None	No Progress	NI
	Winburg	Yes	None		0	None	No Progress	NI

Watch Area 2: IMPLEMENTATION - Securing of water services grants, funding, and appropriate resources to implement the CAP

None

Watch Area 3: INTERVENTION – Status and types of interventions by DWS

WSI Name	WWTW Names	Regulator's Compliance Monitoring and Enforcement Status	Action to follow and other comment
Masilonyana LM	Brandfort	Case Reported and Registered on ECMS. Complaint investigated Issued NWA Directive	Follow Up letter dated 17 Aug 2022 Emailed again on 27 Oct 2022. No Response received. Provincial consultations are planned between February and March 2023 with affected municipalities. This is with the support of SALGA, CoGTA, & MISA
	Theunissen-Masilo	No non-compliance case reported	
	Winburg	Case Reported and Registered on ECMS. Complaint investigated Issued non-compliance letter (S9(4) or 10(4))	

5.8 Matjhabeng Local Municipality

The municipality was identified to have the following wastewater treatment systems in critical state and was advised by the Regulator to issue a Corrective Action Plans (CAPs) and ringfenced grant allocation to the identified systems. The following results were found following analysis of the CAPs and funds as submitted by the WSA during the period 1 April 2022 to 31 March 2023.

BASELINE:

WSI Name	WSI 2021 GD Score	WSI TSA Score	Total VROOM Cost	WWTW Names (<31% score)	WTTW 2021 GD Score
Matjhabeng LM	26%	51%	R126,387,000	Allanridge	23.9%
				Hennenman	26.5%
				Mmamahabane	31.2%
				Odendaalsrus	26.4%
				Phomolong	18.9%
				Thabong	27.3%
				Theronia	29.2%
				Ventersburg	22.0%
				Virginia	26.7%
Witpan	28.8%				

Watch Area 1: PLANNING - Corrective Action Plan to improve on the Green Drop Scores

WSI Name	WWTW Names (<31% score)	Compliance Letters Issued	WSA Requested Support to develop CAP	DWS Schedule Engagement with WSIs	# CAPs received by DWS	Date of CAPs receipt by DWS	CAP Implementation Status: Progress @ 31 March 2022	Quality of CAP
Matjhabeng LM	Allanridge	Yes	None	Follow Up Letter for Green Drop Critical Systems Action Plan Dated 17 Aug	1	30-Aug-22	No Progress	NI
	Hennenman	Yes	None		1		No Progress	NI
	Mmamahabane	Yes	None		1		No Progress	NI
	Odendaalsrus	Yes	None		1		No Progress	NI

WSI Name	WWTW Names (<31% score)	Compliance Letters Issued	WSA Requested Support to develop CAP	DWS Schedule Engagement with WSIs	# CAPs received by DWS	Date of CAPs receipt by DWS	CAP Implementation Status: Progress @ 31 March 2022	Quality of CAP
	Phomolong	Yes	None	2022. Letter emailed to WSA on 19 Aug 2022	1		No Progress	NI
	Thabong	Yes	None		1		No Progress	NI
	Theronia	Yes	None		1		No Progress	NI
	Ventersburg	Yes	None		1		No Progress	NI
	Virginia	Yes	None		1		No Progress	NI
	Witpan	Yes	None		1		No Progress	NI

Watch Area 2: IMPLEMENTATION - Securing of water services grants, funding, and appropriate resources to implement the CAP

None

Watch Area 3: INTERVENTION – Status and types of interventions by DWS

WSI Name	WWTW Names	Regulator's Compliance Monitoring and Enforcement Status	Action to follow and other comment
Matjhabeng LM	Allanridge	No non-compliance case reported	Follow Up letter dated 17 Aug 2022 Emailed again on 27 Oct 2022. No Response received. Provincial consultations are planned between February and March 2023 with affected municipalities. This is with the support of SALGA, CoGTA, & MISA
	Hennenman	Case Reported and Registered on ECMS. Complaint investigated; Issued NWA Directive	
	Mmamahabane	Case Reported and Registered on ECMS. Complaint investigated; Issued NWA Notice (Pre-directive)	
	Odendaalsrus	No non-compliance case reported	
	Phomolong	Case Reported and Registered on ECMS. Complaint investigated; Issued NWA Directive	
	Thabong	Case Reported and Registered on ECMS. Complaint investigated; Issued non-compliance letter (S9(4) or 10(4))	
	Theronia	Case Reported and Registered on ECMS. Complaint investigated; Issued non-compliance letter (S9(4) or 10(4))	
	Ventersburg	No non-compliance case reported	
	Virginia	Case Reported and Registered on ECMS. Complaint investigated	
	Witpan	Case Reported and Registered on ECMS. Complaint investigated; Issued NWA Notice (Pre-directive)	

5.9 Metsimaholo Local Municipality

The municipality was identified to have the following wastewater treatment systems in critical state and was advised by the Regulator to issue a Corrective Action Plans (CAPs) and ringfenced grant allocation to the identified systems. The following results were found following analysis of the CAPs and funds as submitted by the WSA during the period 1 April 2022 to 31 March 2023.

BASELINE:

WSI Name	WSI 2021 GD Score	WSI TSA Score	Total VROOM Cost	WWTW Names (<31% score)	WTTW 2021 GD Score
Metsimaholo	11%	21%	R17,484,000	Deneysville-Refengkgotso	10.5%
				Oranjeville	12.6%

Watch Area 1: PLANNING - Corrective Action Plan to improve on the Green Drop Scores

WSI Name	WWTW Names (<31% score)	Compliance Letters Issued	WSA Requested Support to develop CAP	DWS Schedule Engagement with WSIs	# CAPs received by DWS	Date of CAPs receipt by DWS	CAP Implementation Status: Progress @ 31 March 2022	Quality of CAP
Metsimaholo	Deneysville-Refengkgotso	Yes	None	Follow Up Letter for Green Drop Critical Systems Action Plan Dated 17 Aug 2022. Letter emailed to WSA on 19 Aug 2022	0	None	No Progress	NI
	Oranjeville	Yes	None		0	None	No Progress	NI

Watch Area 2: IMPLEMENTATION - Securing of water services grants, funding, and appropriate resources to implement the CAP

None

Watch Area 3: INTERVENTION – Status and types of interventions by DWS

WSI Name	WWTW Names	Regulator's Compliance Monitoring and Enforcement Status	Action to follow and other comment
Metsimaholo	Deneysville-Refengkgotso	Issued NWA Notice (Pre-directive) Issued NWA Directive	Follow Up letter dated 17 Aug 2022 Emailed again on 27 Oct 2022. No Response received. Provincial consultations are planned between February and March 2023 with affected municipalities. This is with the support of SALGA, CoGTA, & MISA
	Oranjeville	Case Reported and Registered on ECMS. Complaint investigated	

5.10 Mohokare Local Municipality

The municipality was identified to have the following wastewater treatment systems in critical state and was advised by the Regulator to issue a Corrective Action Plans (CAPs) and ringfenced grant allocation to the identified systems. The following results were found following analysis of the CAPs and funds as submitted by the WSA during the period 1 April 2022 to 31 March 2023.

BASELINE:

WSI Name	WSI 2021 GD Score	WSI TSA Score	Total VROOM Cost	WWTW Names (<31% score)	WTTW 2021 GD Score
Mohokare LM	21%	32%	R25,233,100	Rouxville	21.8%
				Smithfield	28.4%
				Zastron	13.2%

Watch Area 1: PLANNING - Corrective Action Plan to improve on the Green Drop Scores

WSI Name	WWTW Names (<31% score)	Compliance Letters Issued	WSA Requested Support to develop CAP	DWS Schedule Engagement with WSIs	# CAPs received by DWS	Date of CAPs receipt by DWS	CAP Implementation Status: Progress @ 31 March 2022	Quality of CAP
Mohokare LM	Rouxville	Yes	None	Follow Up Letter for GD Critical Systems CAP dated 17 Aug 22. Letter emailed to WSA on 19 Aug 22	0	None	No Progress	NI
	Smithfield	Yes	None		0	None	No Progress	NI
	Zastron	Yes	None		0	None	No Progress	NI

Watch Area 2: IMPLEMENTATION - Securing of water services grants, funding, and appropriate resources to implement the CAP

None

Watch Area 3: INTERVENTION – Status and types of interventions by DWS

WSI Name	WWTW Names	Regulator's Compliance Monitoring and Enforcement Status	Action to follow and other comment
Mohokare LM	Rouxville	No non-compliance case reported	Follow Up letter dated 17 Aug 2022 Emailed again on 27 Oct 2022. No Response received. Provincial consultations are planned between February and March 2023 with affected municipalities. This is with the support of SALGA, CoGTA, & MISA
	Smithfield	No non-compliance case reported	
	Zastron	No non-compliance case reported	

5.11 Moqhaka Local Municipality

The municipality was identified to have the following wastewater treatment systems in critical state and was advised by the Regulator to issue a Corrective Action Plans (CAPs) and ringfenced grant allocation to the identified systems. The following results were found following analysis of the CAPs and funds as submitted by the WSA during the period 1 April 2022 to 31 March 2023.

BASELINE:

WSI Name	WSI 2021 GD Score	WSI TSA Score	Total VROOM Cost	WWTW Names (<31% score)	WTTW 2021 GD Score
Moqhaka LM	10%	13%	R23,368,000	Kroonstad	9.1%
				Steynsrus	12.1%
				Viljoenskroon	13.8%

Watch Area 1: PLANNING - Corrective Action Plan to improve on the Green Drop Scores

WSI Name	WWTW Names (<31% score)	Compliance Letters Issued	WSA Requested Support to develop CAP	DWS Schedule Engagement with WSIs	# CAPs received by DWS	Date of CAPs receipt by DWS	CAP Implementation Status: Progress @ 31 March 2022	Quality of CAP
Moqhaka LM	Kroonstad	Yes	None	Follow Up Letter for Green Drop Critical Systems Action Plan Dated 17 Aug 2022. Letter emailed to WSA on 19 Aug 2022	0	None	No Progress	NI
	Steynsrus	Yes	None		0	None	No Progress	NI
	Viljoenskroon	Yes	None		0	None	No Progress	NI

Watch Area 2: IMPLEMENTATION - Securing of water services grants, funding, and appropriate resources to implement the CAP

None

Watch Area 3: INTERVENTION – Status and types of interventions by DWS

WSI Name	WWTW Names	Regulator’s Compliance Monitoring and Enforcement Status	Action to follow and other comment
Moghaka LM	Kroonstad	Case Reported and Registered on ECMS. Complaint investigated Issued NWA Directive; Criminal charges laid	Follow Up letter dated 17 Aug 2022 Emailed again on 27 Oct 2022. No Response received. Provincial consultations are planned between February and March 2023 with affected municipalities. This is with the support of SALGA, CoGTA, & MISA
	Steynsrus	No non-compliance case reported	
	Viljoenskroon	Case Reported and Registered on ECMS. Complaint investigated Issued NWA Directive	

5.12 Nala Local Municipality

The municipality was identified to have the following wastewater treatment systems in critical state and was advised by the Regulator to issue a Corrective Action Plans (CAPs) and ringfenced grant allocation to the identified systems. The following results were found following analysis of the CAPs and funds as submitted by the WSA during the period 1 April 2022 to 31 March 2023.

BASELINE:

WSI Name	WSI 2021 GD Score	WSI TSA Score	Total VROOM Cost	WWTW Names (<31% score)	WTWW 2021 GD Score
Nala LM	6%	36%	R19,008,000	Bothaville	8.4%
				Wesselsbron	8.2%
				Monyakeng	1.3%

Watch Area 1: PLANNING - Corrective Action Plan to improve on the Green Drop Scores

WSI Name	WWTW Names (<31% score)	Compliance Letters Issued	WSA Requested Support to develop CAP	DWS Schedule Engagement with WSIs	# CAPs received by DWS	Date of CAPs receipt by DWS	CAP Implementation Status: Progress @ 31 March 2022	Quality of CAP
Nala LM	Bothaville	Yes	None	Follow Up Letter for Green Drop Critical Systems Action Plan Dated 17 Aug 2022. Letter emailed to WSA on 19 Aug 2022	0	None	No Progress	NI
	Wesselsbron	Yes	None		0	None	No Progress	NI
	Monyakeng	Yes	None		0	None	No Progress	NI

Watch Area 2: IMPLEMENTATION - Securing of water services grants, funding, and appropriate resources to implement the CAP

None

Watch Area 3: INTERVENTION – Status and types of interventions by DWS

WSI Name	WWTW Names	Regulator’s Compliance Monitoring and Enforcement Status	Action to follow and other comment
Nala LM	Bothaville	Case Reported and Registered on ECMS. Complaint investigated Issued non-compliance letter (S9(4) or 10(4));	Follow Up letter dated 17 Aug 2022 Emailed again on 27 Oct 2022. No Response received. Provincial consultations are planned between February and March 2023 with affected municipalities. This is with the support of SALGA, CoGTA, & MISA
	Wesselsbron	Case Reported and Registered on ECMS. Complaint investigated Issued non-compliance letter (S9(4) or 10(4))	
	Monyakeng	Case Reported and Registered on ECMS. Complaint investigated Issued non-compliance letter (S9(4) or 10(4))	

5.13 Ngwathe Local Municipality

The municipality was identified to have the following wastewater treatment systems in critical state and was advised by the Regulator to issue a Corrective Action Plans (CAPs) and ringfenced grant allocation to the identified systems. The following results were found following analysis of the CAPs and funds as submitted by the WSA during the period 1 April 2022 to 31 March 2023.

BASELINE:

WSI Name	WSI 2021 GD Score	WSI TSA Score	Total VROOM Cost	WWTW Names (<31% score)	WTWW 2021 GD Score
Ngwathe LM	10%	29%	R51,624,500	Parys	7.3%
				Vredefort	11.7%
				Koppies	9.6%
				Heilbron	11.7%
				Edenville	5.3%

Watch Area 1: PLANNING - Corrective Action Plan to improve on the Green Drop Scores

WSI Name	WWTW Names (<31% score)	Comp= liance Letters Issued	WSA Requested Support to develop CAP	DWS Schedule Engagement with WSIs	# CAPs received by DWS	Date of CAPs receipt by DWS	CAP Implementation Status: Progress @ 31 March 2022	Quality of CAP
Ngwathe LM	Parys	Yes	None	Follow Up Letter for Green Drop Critical Systems Action Plan Dated 17 Aug 2022. Letter emailed to WSA on 19 Aug 2022	0	None	No Progress	NI
	Vredefort	Yes	None		0	None	No Progress	NI
	Koppies	Yes	None		0	None	No Progress	NI
	Heilbron	Yes	None		0	None	No Progress	NI
	Edenville	Yes	None		0	None	No Progress	NI

Watch Area 2: IMPLEMENTATION - Securing of water services grants, funding, and appropriate resources to implement the CAP

None

Watch Area 3: INTERVENTION – Status and types of interventions by DWS

WSI Name	WWTW Names	Regulator's Compliance Monitoring and Enforcement Status	Action to follow and other comment
Ngwathe LM	Parys	Case Reported and Registered on ECMS. Complaint investigated Issued NWA Notice (Pre-directive); Issued NWA Directive; Criminal charges laid; Criminal investigation underway (CAS 06/08/2018 & CAS 23/07/2020)	A follow-up inspection was conducted on 16 May 2022, and it was recommended that a charge sheet on the criminal case opened should contain DWS's findings.
	Vredefort	Case Reported and Registered on ECMS. Complaint investigated	Follow Up letter dated 17 Aug 2022 Emailed again on 27 Oct 2022. No Response received. Provincial consultations are planned between February and March 2023 with affected municipalities. This is with the support of SALGA, CoGTA, & MISA
	Koppies	No non-compliance case reported	
	Heilbron	Case Reported and Registered on ECMS. Complaint investigated Issued NWA Notice (Pre-directive)	
	Edenville	Case Reported and Registered on ECMS. Complaint investigated	

5.14 Nketoana Local Municipality

The municipality was identified to have the following wastewater treatment system in critical state and was advised by the Regulator to issue a Corrective Action Plan (CAP) and ringfenced grant allocation to the identified system. The following results were found following analysis of the CAP and funds as submitted by the WSA during the period 1 April 2022 to 31 March 2023.

BASELINE:

WSI Name	WSI 2021 GD Score	WSI TSA Score	Total VROOM Cost	WWTW Names (<31% score)	WTTW 2021 GD Score
Nketoana LM	34%	59%	R35,008,000	Lindley-Ntha	2.2%

Watch Area 1: PLANNING - Corrective Action Plan to improve on the Green Drop Scores

WSI Name	WWTW Name (<31% score)	Comp= liance Letters Issued	WSA Requested Support to develop CAP	DWS Schedule Engagement with WSIs	# CAPs received by DWS	Date of CAPs receipt by DWS	CAP Implementation Status: Progress @ 31 March 2022	Quality of CAP
Nketoana LM	Lindley-Ntha	Yes	None	Follow Up Letter for Green Drop Critical Systems Action Plan Dated 17 Aug 2022. Letter emailed to WSA on 19 Aug 2023	0	None	No Progress	NI

Watch Area 2: IMPLEMENTATION - Securing of water services grants, funding, and appropriate resources to implement the CAP

None

Watch Area 3: INTERVENTION – Status and types of interventions by DWS

WSI Name	WWTW Name	Regulator's Compliance Monitoring and Enforcement Status	Action to follow and other comment
Nketoana LM	Lindley-Ntha	Case Reported and Registered on ECMS. Complaint investigated; Issued non-compliance letter (S9(4) or 10(4))	Follow Up letter dated 17 Aug 2022 Emailed again on 27 Oct 2022. No Response received. Provincial consultations are planned between February and March 2023 with affected municipalities. This is with the support of SALGA, CoGTA, & MISA

5.15 Phumelela Local Municipality

The municipality was identified to have the following wastewater treatment systems in critical state and was advised by the Regulator to issue a Corrective Action Plans (CAPs) and ringfenced grant allocation to the identified systems. The following results were found following analysis of the CAPs and funds as submitted by the WSA during the period 1 April 2022 to 31 March 2023.

BASELINE:

WSI Name	WSI 2021 GD Score	WSI TSA Score	Total VROOM Cost	WWTW Names (<31% score)	WWTW 2021 GD Score
Phumelela LM	4%	19%	R21,155,400	Vrede	3.7%
				Warden	3.3%
				Memel	4.3%

Watch Area 1: PLANNING - Corrective Action Plan to improve on the Green Drop Scores

WSI Name	WWTW Names (<31% score)	Compliance Letters Issued	WSA Requested Support to develop CAP	DWS Schedule Engagement with WSIs	# CAPs received by DWS	Date of CAPs receipt by DWS	CAP Implementation Status: Progress @ 31 March 2022	Quality of CAP
Phumelela LM	Vrede	Yes	None	Follow Up Letter for Green Drop Critical Systems Action Plan Dated 17 Aug 2022. Letter emailed to WSA on 19 Aug 2022	0	None	No Progress	NI
	Warden	Yes	None		0	None	No Progress	NI
	Memel	Yes	None		0	None	No Progress	NI

Watch Area 2: IMPLEMENTATION - Securing of water services grants, funding, and appropriate resources to implement the CAP

None

Watch Area 3: INTERVENTION – Status and types of interventions by DWS

WSI Name	WWTW Names	Regulator's Compliance Monitoring and Enforcement Status	Action to follow and other comment
Phumelela LM	Vrede	Case Reported and Registered on ECMS. Complaint investigated	Follow Up letter dated 17 Aug 2022 Emailed again on 27 Oct 2022. No Response received. Provincial consultations are planned between February and March 2023 with affected municipalities. This is with the support of SALGA, CoGTA, & MISA
	Warden	Case Reported and Registered on ECMS. Complaint investigated	
	Memel	Case Reported and Registered on ECMS. Complaint investigated Issued NWA Directive	

5.16 Setsoto Local Municipality

The municipality was identified to have the following wastewater treatment systems in critical state and was advised by the Regulator to issue a Corrective Action Plans (CAPs) and ringfenced grant allocation to the identified systems. The following results were found following analysis of the CAPs and funds as submitted by the WSA during the period 1 April 2022 to 31 March 2023.

BASELINE:

WSI Name	WSI 2021 GD Score	WSI TSA Score	Total VROOM Cost	WWTW Names (<31% score)	WWTW 2021 GD Score
Setsoto LM	19%	46%	R41,216,000	Ficksburg	14.4%
				Clocolan	24.1%
				Marquard New	28.2%

Watch Area 1: PLANNING - Corrective Action Plan to improve on the Green Drop Scores

WSI Name	WWTW Names (<31% score)	Compliance Letters Issued	WSA Requested Support to develop CAP	DWS Schedule Engagement with WSIs	# CAPs received by DWS	Date of CAPs receipt by DWS	CAP Implementation Status: Progress @ 31 March 2022	Quality of CAP
Setsoto LM	Ficksburg	Yes	None	Follow Up Letter for Green Drop Critical Systems Action Plan Dated 17 Aug 2022. Letter emailed to WSA on 19 Aug 2022	0	None	No Progress	NI
	Clocolan	Yes	None		0	None	No Progress	NI
	Marquard New	Yes	None		0	None	No Progress	NI

Watch Area 2: IMPLEMENTATION - Securing of water services grants, funding, and appropriate resources to implement the CAP

None

Watch Area 3: INTERVENTION – Status and types of interventions by DWS

WSI Name	WWTW Names	Regulator's Compliance Monitoring and Enforcement Status	Action to follow and other comment
Setsoto LM	Ficksburg	Case Reported and Registered on ECMS. Complaint investigated Issued non-compliance letter (S9(4) or 10(4))	Follow Up letter dated 17 Aug 2022 Emailed again on 27 Oct 2022. No Response received. Provincial consultations are planned between February and March 2023 with affected municipalities. This is with the support of SALGA, CoGTA, & MISA
	Clocolan	Case Reported and Registered on ECMS. Complaint investigated Issued non-compliance letter (S9(4) or 10(4)); Issued NWA Notice (Pre-directive)	
	Marquard New	Case Reported and Registered on ECMS. Complaint investigated	

5.17 Tswelopele Local Municipality

The municipality was identified to have the following wastewater treatment system in critical state and was advised by the Regulator to issue a Corrective Action Plan (CAP) and ringfenced grant allocation to the identified system. The following results were found following analysis of the CAP and funds as submitted by the WSA during the period 1 April 2022 to 31 March 2023.

BASELINE:

WSI Name	WSI 2021 GD Score	WSI TSA Score	Total VROOM Cost	WWTW Names (<31% score)	WTTW 2021 GD Score
Tswelopele LM	40%	54%	R8,382,000	Hoopstad	29.6%

Watch Area 1: PLANNING - Corrective Action Plan to improve on the Green Drop Scores

WSI Name	WWTW Names (<31% score)	Comp= liance Letters Issued	WSA Requested Support to develop CAP	DWS Schedule Engagement with WSIs	# CAPs received by DWS	Date of CAPs receipt by DWS	CAP Implementation Status: Progress @ 31 March 2022	Quality of CAP
Tswelopele LM	Hoopstad	Yes	None	Follow Up Letter for Green Drop Critical Systems Action Plan Dated 17 Aug 2022. Letter emailed to WSA on 19 Aug 2022	0	None	No Progress	NI

Watch Area 2: IMPLEMENTATION - Securing of water services grants, funding, and appropriate resources to implement the CAP

None

Watch Area 3: INTERVENTION – Status and types of interventions by DWS

WSI Name	WWTW Names	Regulator's Compliance Monitoring and Enforcement Status	Action to follow and other comment
Tswelopele LM	Hoopstad	Case Reported and Registered on ECMS. Complaint investigated on 15 August 2016	Follow Up letter dated 17 Aug 2022 Emailed again on 27 Oct 2022. No Response received. Provincial consultations are planned between February and March 2023 with affected municipalities. This is with the support of SALGA, CoGTA, & MISA

6. GAUTENG: MUNICIPAL WASTEWATER CORRECTIVE ACTION PLAN STATUS

Overview of critical wastewater systems

The GD 2022 report and the Gauteng provincial chapter identified 9 systems to be in a critical state, compared to 0 (none) in 2013. The majority of these systems are managed by Merafong and Rand West, with 1 system each in the City of Tshwane and Lesedi.

The provincial Risk Ratio for treatment plants remained constant in medium risk space, at 58.8% in 2021, compared to 58.5% in 2013, which suggests limited risk movement since 2013. The most prominent risks were associated with WWTWs that exceeded their design capacity, dysfunctional processes, and equipment (especially disinfection), and effluent and sludge non-compliance. Opportunities are presented in terms of reducing cost through process optimisation, improved energy efficiency and beneficial use of sludge, nutrients, biogas, and other energy resources.

Table 21 - Gauteng 2021 Green Drop Summary

WSA Name	2013 GD Score (%)	2021 GD Score (%)	2021 Critical State (<31%)
Lesedi LM	78	79↑	Devon
City of Tshwane	82	60↓	Klipgat
Rand West LM			
-Randfontein LM	67	24↓	Randfontein, Hannes van Niekerk
-Westonaria LM	40		
Merafong LM	54	21↓	Khutsong, Kokosi-Fochville, Murray & Roberts, Wedela, Welverdiend
Totals	-	-	9

Provincial Green Drop Analysis

The 100% response from the 9 municipalities audited during the 2021 Green Drop process demonstrated a firm commitment to wastewater services in the province. Local Government reforms resulted in the merging of Randfontein LM and Westonaria LM into Rand West LM. Therefore 9 WSAs were audited in 2021 compared to the 10 WSAs in 2013.

The analysis for the period 2009, 2011, 2013 and 2021, indicated that most of the system scores were in the 50-80% (Average Performance) category, with the 80-90% (Good Performance) being the next largest category. The most concerning finding was that 9 systems resided in critical state (<31%) compared to 0 systems in this category in 2013.

Regulatory Enforcement

Wastewater systems which **failed to achieve the minimum Green Drop target of 31%, were placed under regulatory focus**. The Regulator required these municipalities to submit a detailed corrective action plan within 60 days from publishing of the Green Drop 2022 report. Four (4) municipalities and 9 wastewater systems that received Green Drop scores below 31%, were placed under **regulatory surveillance**, in accordance with the Water Services Act (108 Of 1997). In addition, these municipalities were advised to ringfence water services grant allocation to rectify/restore wastewater collection and treatment shortcomings identified.

Table 22 - WWTWs with <31% Green Drop scores

WSA Name	2021 GD Score	WWTWs with <31% score
Lesedi LM	79%	Devon
City of Tshwane	60%	Klipgat
Rand West LM	24%	Randfontein, Hannes van Niekerk
Merafong LM	21%	Khutsong, Kokosi-Fochville, Murray & Roberts, Wedela, Welverdiend

The following municipalities and their associated wastewater treatment plants were found to be in high CRR risk positions, which means that some or all the risk indicators were in a precarious state, i.e. operational flow, technical capacity, and effluent quality. WWTWs in high risk and critical risk positions poses a serious risk to public health and the environment. The following municipalities were required to assess their risk contributors and develop corrective measures to mitigate these risks.

Table 23 - %CRR/CRR_{max} scores and WWTWs in critical and high-risk space

WSA Name	2021 Average CRR/CRR _{max} % deviation	WWTWs in critical and high-risk space	
		Critical Risk (90-100%CRR)	High Risk (70-<90%CRR)
City of Ekurhuleni	50.2%	None	Ancor, Waterval, Vlakplaats, Olifantsfontein
Lesedi LM	59.4%	Devon	None
City of Tshwane	60.9%	Klipgat	Baviaanspoort, Rayton, Rooiwal North
Emfuleni LM	61.2%		Rietspruit
Mogale City LM	63.0%	None	Magalies
Rand West LM	74.2%	None	Randfontein
Merafong LM	77.1%	Kokosi, Wedela	Welverdiend, Murray & Roberts
Provincial Average	58.8%	4 of 60 (6.7%)	12 of 60 (20%)

Regulator Enforcement Results as at 31 March 2023

Analyses of the Corrective Action Plans that were submitted by municipalities and its identified WWTWs in critical state, are summarised against the 3 Watch Areas.

BASELINE:

- ◆ Details of municipality and wastewater systems in critical state in 2022
- ◆ Municipal and System Green Drop score
- ◆ TSA score
- ◆ VROOM amount reported for the municipality to restore functionality.

Table 24 - 2021 Green Drop Baseline Summary

No.	WSI Name	WSI 2021 GD Score	WSI TSA Score	Total VROOM Cost	WWTW Names (<31% score)	WTTW 2021 GD Score
1	Lesedi LM	79%	94%	R6,785,000	Devon	24.8%
2	City of Tshwane	60%	51%	R168,000,000	Klipgat	29.4%
3	Rand West LM	24%	38%	R132,240,000	Randfontein Hannes van Niekerk	26.4% 22.3%
4	Merafong LM	21%	37%	R179,050,800	Khutsong Kokosi-Fochville Murray & Roberts Wedela Welverdiend	14.4% 20.3% 0.0% 7.9% 21.8%
				R486,075,800	9	

Four WSIs and 9 WWTWs received Green Drop scores below 31% and were placed under regulatory surveillance in accordance with the Water Services Act (108 Of 1997). The WSIs were required by the Regulator to submit a detailed corrective action plan within 60 days from the publishing of the Green Drop 2022 Report.

Watch Area 1: PLANNING - Corrective Action Plan to improve on the Green Drop Scores

- ◆ Compliance letter issued
- ◆ Acknowledgement of receipt by WSI
- ◆ WSI requested support or extension wrt development of CAP
- ◆ DWS schedule engagement with non-responsive WSIs
- ◆ CAP implementation status
- ◆ Quality of CAPs.

Table 25 - Summary of the Corrective Action Planning during 1 April 2022 to 31 March 2023

#	WSI Name	WWTW Names	WSA Requested Support to develop the CAP	DWS Schedule Engagement with WSIs	# CAPs recd by DWS	Date of CAPs receipt by DWS	CAP Implement=ation Status	Quality of CAP
1	Lesedi LM	Devon	No	None. The WSA is cooperative	1	Yes, no date	>50% Implemented	Moderate
2	City of Tshwane	Klipgat	No	Progress is provided to the DWS on a regular basis	1	Yes*	>50% Implemented	Good
3	Rand West LM	Randfontein	No	North West Regulations, Compliance and Enforcement is engaging the WSA	1	Yes. Court order	No Progress	Poor

#	WSI Name	WWTW Names	WSA Requested Support to develop the CAP	DWS Schedule Engagement with WSIs	# CAPs recd by DWS	Date of CAPs receipt by DWS	CAP Implementation Status	Quality of CAP
4	Merafong LM	Hannes van Niekerk	Yes	Requested a meeting for 26 January 2023 and the WSA did not respond	0	No	No Progress	Very Poor
		Khutsong	Yes, financial support		1	Yes, 4/04/2022	No Progress	Very Poor
		Kokosi-Fochville		1	No Progress		Very Poor	
		Murray & Roberts	None indicated	None	1	None	No Progress	Very Poor
		Wedela	Yes, financial support	Requested a meeting for 26 January & the WSA did not respond	1	Yes, 4/04/2022	No Progress	Very Poor
		Welverdiend			1		No Progress	Very Poor
		9	5		8			

* Note: Refurbishment of the works is underway even before issuance of the non-compliance letter

Of the 9 critical state systems, 9 compliance letters were issued to the WSIs and 4 WSIs requested support. Eight CAPs were received by DWS giving an 89% (8 of 9) response to the Regulatory response. Only 2 of the CAPs are being implemented so far with no progress for the other WSIs. The quality of the CAPs received by the DWS vary from good to very poor, with most of the CAPs considered as very poor in quality (67%).

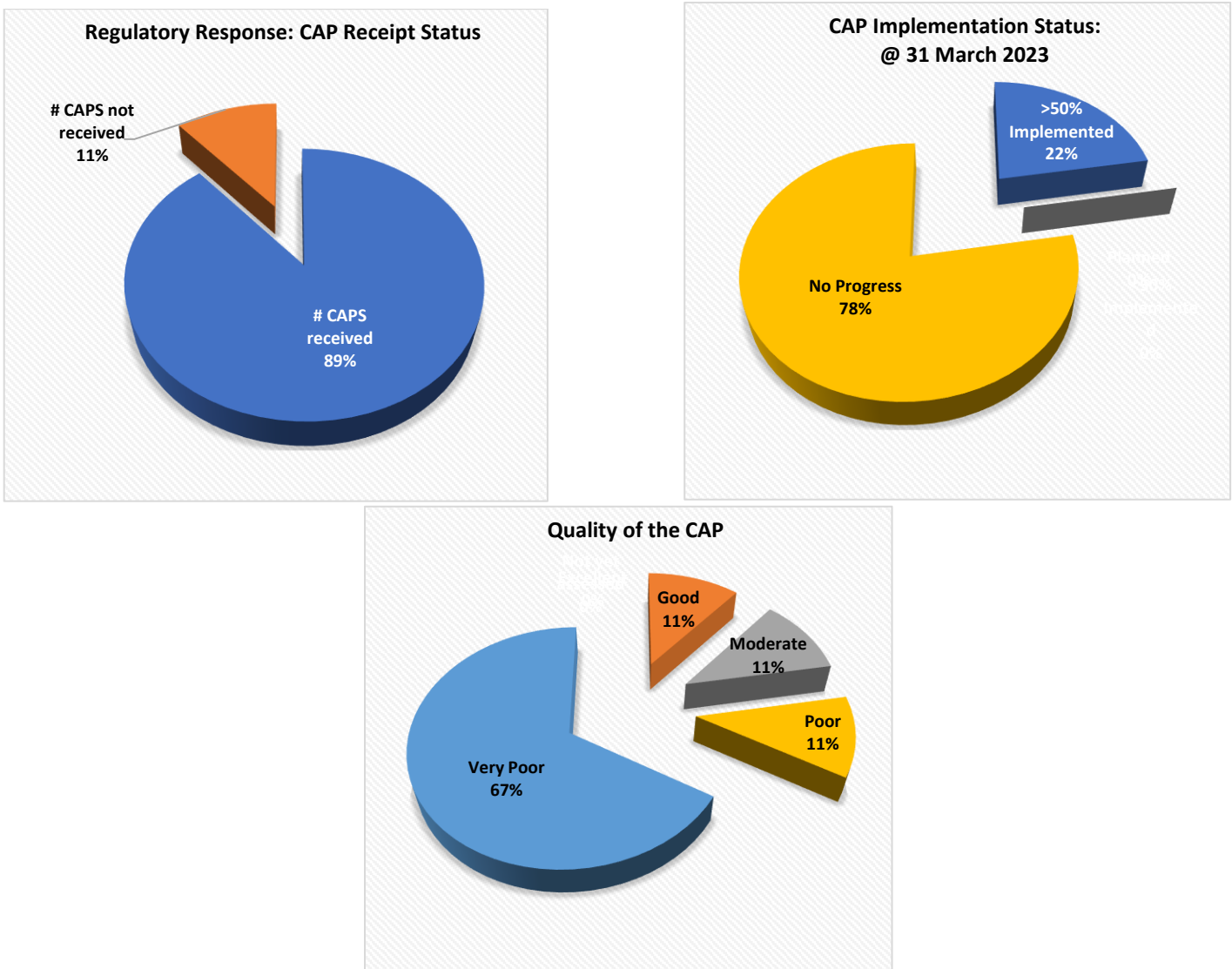


Figure 9 - GP Summary of CAPs Received and Not Received, CAP Implementation Status, and Quality of CAPs Received

Watch Area 2: IMPLEMENTATION - Securing of water services grants, funding, and appropriate resources to implement the CAP

- ◆ CAP implementation monitoring
- ◆ KPA areas targeted through CAP (KPA 1, 2, 3, 4, 5)
- ◆ Resources secured to implement CAP (funds, expertise, staff, none).

Table 26 - Summary of the Targeted KPAs and Resources to implement CAPs and effect turnaround

#	WSI Name	WWTW Names	CAP Implementation Monitoring	KPA Areas Targeted via CAP	Resources Secured/ Mobilised for CAP implementation, i.e. Turnaround of <31% GD % TSA
1	Lesedi LM	Devon	The operations at the works has improved, even though the effluent quality has not improved as the works is not dosing. Action Plan accepted; Monitoring is being conducted. Provide POE and date of follow-up	* KPA A: Capacity Management (15%) * KPA C: Financial Management (20%) * KPA D: Technical Management (20%) * KPA E: Effluent & Sludge Compliance (30%)	* Municipal budget allocated * External resources contracted * Grant funding rerouted
2	City of Tshwane	Klipgat	Refurbishment of the works is underway.	* KPA A: Capacity Management (15%) * KPA C: Financial Management (20%) * KPA D: Technical Management (20%)	* Municipal budget allocated * External resources contracted
3	Rand West LM	Randfontein	The operations at the works are not improving as yet	* KPA A: Capacity Management (15%) * KPA B: Environmental Management (15%) * KPA D: Technical Management (20%)	None
		Hannes van Niekerk	No improvements	* KPA A: Capacity Management (15%) * KPA B: Environmental Management (15%) * KPA C: Financial Management (20%) * KPA D: Technical Management (20%) * KPA E: Effluent & Sludge Compliance (30%)	None
4	Merafong LM	Khutsong	No improvements. Continues monitoring, Provide POE and date of follow-up	* KPA A: Capacity Management (15%) * KPA B: Environmental Management (15%) * KPA D: Technical Management (20%) * KPA E: Effluent & Sludge Compliance (30%)	Grant funding rerouted
		Kokosi-Fochville	No improvements. Continues monitoring, Provide POE and date of follow-up	* KPA A: Capacity Management (15%) * KPA B: Environmental Management (15%) * KPA D: Technical Management (20%) * KPA E: Effluent & Sludge Compliance (30%)	None
		Murray & Roberts	None	None	None
		Wedela	No improvements. Continues monitoring, Provide POE and date of follow-up	* KPA C: Financial Management (20%)	Grant funding rerouted
		Welverdiend	No improvements	* KPA B: Environmental Management (15%) * KPA C: Financial Management (20%) * KPA D: Technical Management (20%)	Grant funding rerouted

Implementation of the CAPs are monitored by the Regional Office, who monitors and reports as follows:

- 8 of 9 systems offered CAPs which are addressing one or more of the (5) Green Drop KPAs
- 5 of the 8 systems rerouted funding and/or mobilised specialist resources to implement the CAP.

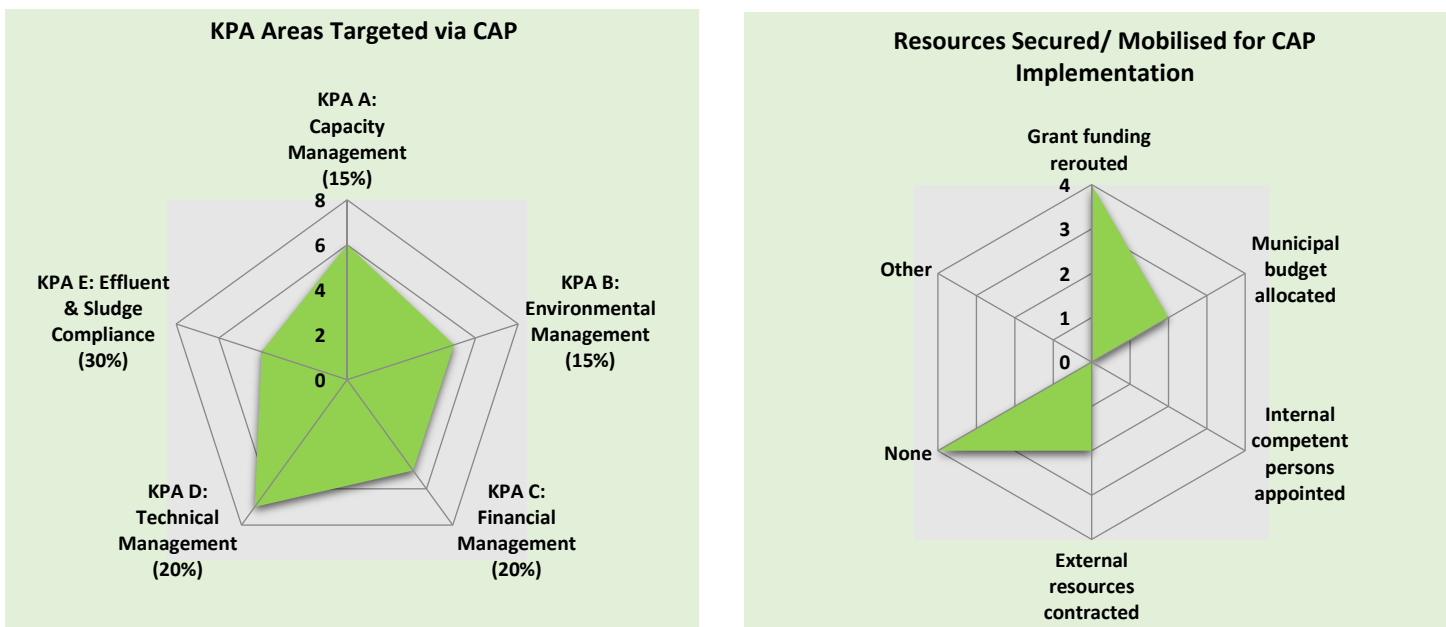


Figure 10 - Summary of KPA Areas Targeted via CAP and Resources Secured/ Mobilised for CAP Implementation

Watch Area 3: INTERVENTION – Status and types of interventions by DWS

- Regulator’s compliance and enforcement monitoring status
- Type of legal interventions taken
- Regional Heads regulatory comment.

Table 27 - Summary of the Regulatory Interventions

#	WSI Name	WWTW Names	Regulator's Compliance Monitoring and Enforcement Status	Action to follow and other comment	Regulatory Comment by the REGIONAL HEAD
1	Lesedi LM	Devon	Case Reported and Registered on ECMS. Complaint investigated Issued NWA Notice (Pre-directive) Issued NWA Directive Action Plan Received	Monitoring of the Action Plan. Implementation of the Action Plan is progressing well. The pump station was brought into operation. The next step, the works must dose the effluent to improve quality.	Progress on the implementation of the CAP is acceptable. Poor discharge of the effluent is still a concern. The Department will engage the WSA to ensure that effluent quality is improved. In addition, funding through WSIG has been secured for 23/24 financial year.
2	City of Tshwane	Klipgat	Case Reported and Registered on ECMS. Complaint investigated Issued NWA Notice (Pre-directive) Issued NWA Directive Criminal charges laid (CAS 356/08/2019) Action Plan Received	The latest ECMS information (update) as at 13 January 2022 regarding the criminal case was provided by the Investigating Officer (Mr Lesufi) and confirms that the Director of Public Prosecutions: North-West has requested Department of Environmental, Forestry and Fisheries (DEFF) to assist Investigating Officer with the investigation. DWS and DEFF conducted a joint investigation on 13 January 2022 for DEFF to familiarize themselves with the scene and further water samples and photo album were taken. A response to this matter was anticipated from the Prosecutor by 30 April 2022.	Construction and refurbishment of the works is ongoing, and progress is notable. However, the Department is concerned that the WSA is failing to meet the deadline for finalisation of the project. The Department will engage the WSA to find out how it can expedite the implementation of the project.
3	Rand West LM	Randfontein	Issued NWA Notice (Pre-directive) Issued NWA Directive RC 38/2020. Plea Sentencing Agreement Action Plan Received	Monitoring of the Court Order	The WSA has not improved on the implementation of the CAP. The Department will continue monitoring progress and will caution the WSA to abide by the Court Order.
		Hannes van Niekerk	Case Reported and Registered on ECMS. Complaint investigated Issued NWA Notice (Pre-directive) Issued NWA Directive Under consideration	Open a criminal against the WSA. The works has been vandalised and it does not receive influent	The works has been heavily vandalised of all electrical components. This was still continuing as of March 2023. Though funding has been secured for the works, it is concerning on how the project can be implemented as security thereof cannot be guaranteed.
4	Merafong LM	Khutsong	Case Reported and Registered on ECMS. Complaint investigated Issued NWA Notice (Pre-directive) Issued NWA Directive Criminal charges laid Criminal investigation underway (CAS 128/02/2022) Action Plan Received	No improvement at the works as spillages persist. Criminal case was opened in February 2023. Criminal investigations are underway.	The WSA is also experiencing challenges on vandalism and theft of electrical components. The works is partially treating the influent and all process units are not operational. The WSA must deal with security matters to ensure security of future projects.
		Kokosi-Fochville	Case Reported and Registered on ECMS. Complaint investigated Issued NWA Notice (Pre-directive) Issued NWA Directive Criminal charges laid Criminal investigation underway (CAS 128/02/2022) Action Plan Received	No improvement at the works as spillages persist. Criminal case was opened in February 2023. Criminal investigations are underway.	The works is in a good state; however, minimal sewage reaches the plant. The sewage network is currently being upgraded through WSIG funding.
		Murray & Roberts	No non-compliance case reported Action Plan Received	Schedule an engagement about ownership of the plant and to kick rectification measures	The works is privately owned by Murray and Roberts. The Department will implement enforcement actions to ensure that compliance is achieved.
		Wedela	Case Reported and Registered on ECMS. Complaint investigated Issued NWA Notice (Pre-directive) Issued NWA Directive Criminal charges laid Criminal investigation underway (CAS 128/02/2022) Action Plan Received	A criminal case was opened on 10 February 2022. The works was vandalised, and it receives no influent No improvement at the works as spillages persist. Criminal case was opened in February 2023. Criminal investigations are underway.	The works was totally vandalised and stripped bare of all components. The civil works was also vandalised. There is currently security personnel on-site but there is nothing to secure. A substantial amount of funding will be required to bring the works into operations again.
		Welverdiend	Case Reported and Registered on ECMS. Complaint investigated Issued NWA Notice (Pre-directive) Issued NWA Directive Criminal charges laid	A criminal case was opened on 10 February 2022. The works does not have power and all process units are not operational. No improvement at the works as spillages persist. A criminal case was	The works is receiving influent, but the quality of the effluent is poor. Operations at the works will easily improve once the power is restored.

#	WSI Name	WWTW Names	Regulator's Compliance Monitoring and Enforcement Status	Action to follow and other comment	Regulatory Comment by the REGIONAL HEAD
			Criminal investigation underway (CAS 128/02/2022) Action Plan Received	opened in February 2023. Criminal investigations are underway.	

From the table above, it can be observed that stringent regulatory action is taken by the DWS Regional Office, in summary:

- 8 out of 9 systems have received regulatory and enforcement actions, ranging from cases reported, notices and directives issued, and criminal charges laid
- 9 out of 9 systems have active monitoring and actions to be followed by the Regional Office
- The key issues that concerns the Regional Head includes vandalism, theft, sewage losses before it reaches the WWTWs, meeting construction deadlines, and ongoing poor effluent quality.

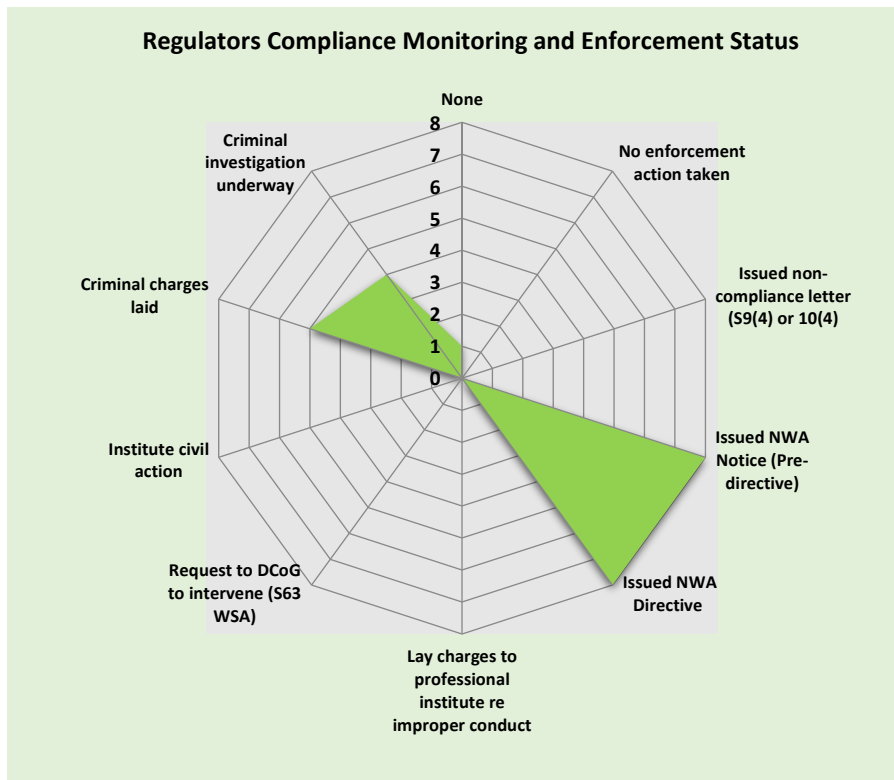


Figure 11 - Summary of Regulators Compliance Monitoring and Enforcement Status

6.1 City of Tshwane Metropolitan Municipality

The municipality was identified to have the following wastewater treatment system in critical state and was advised by the Regulator to issue a Corrective Action Plan (CAP) and ringfenced grant allocation to the identified system. The following results were found following analysis of the CAP and funds as submitted by the WSA during the period 1 April 2022 to 31 March 2023.

BASELINE:

WSI Name	WSI 2021 GD Score	WSI TSA Score	Total VROOM Cost	WWTW Name (<31% score)	WWTW 2021 GD Score
City of Tshwane	60%	51%	R168,000,000	Klipgat	29.4%

Watch Area 1: PLANNING - Corrective Action Plan to improve on the Green Drop Scores

WSI Name	WWTW Name	Compliance Letters Issued	WSA Requested Support to develop the CAP	DWS Schedule Engagement with WSIs	# CAPs recd by DWS	Date of CAPs receipt by DWS	CAP Implementation Status: Progress @ 31 March 2022	Quality of CAP
City of Tshwane	Klipgat	Yes	No	Progress is provided to the DWS on a regular basis	1	Yes (Refurbishment of the works is underway even before issuance of the non-compliance letter)	>50% Implemented	Good

Watch Area 2: IMPLEMENTATION - Securing of water services grants, funding, and appropriate resources to implement the CAP

WSI Name	WWTW Name	CAP Implementation Monitoring	KPA Areas Targeted via CAP	Resources Secured/ Mobilised for CAP implementation, i.e. Turnaround of <31% GD % TSA
City of Tshwane	Klipgat	Refurbishment of the works is underway	* KPA A: Capacity Management (15%) * KPA C: Financial Management (20%) * KPA D: Technical Management (20%)	* Municipal budget allocated * External resources contracted

Watch Area 3: INTERVENTION – Status and types of interventions by DWS

WSI Name	WWTW Name	Regulator's Compliance Monitoring and Enforcement Status	Action to follow and other comment
City of Tshwane	Klipgat	Case Reported and Registered on ECMS. Complaint investigated; Issued NWA Notice (Pre-directive); Issued NWA Directive; Criminal charges laid (CAS 356/08/2019)	The latest ECMS information (update) as at 13 January 2022 regarding the criminal case was provided by the Investigating Officer (Mr Lesufi) and confirms that the Director of Public Prosecutions: North-West has requested Department of Environmental, Forestry and Fisheries (DEFF) to assist Investigating Officer with the investigation. DWS and DEFF conducted a joint investigation on 13 January 2022 for DEFF to familiarize themselves with the scene and further water samples and photo album were taken. A response to this matter was anticipated from the Prosecutor by 30 April 2022.

6.2 Lesedi Local Municipality

The municipality was identified to have the following wastewater treatment system in critical state and was advised by the Regulator to issue a Corrective Action Plan (CAP) and ringfenced grant allocation to the identified system. The following results were found following analysis of the CAP and funds as submitted by the WSA during the period 1 April 2022 to 31 March 2023.

BASELINE:

WSI Name	WSI 2021 GD Score	WSI TSA Score	Total VROOM Cost	WWTW Names (<31% score)	WWTW 2021 GD Score
Lesedi LM	79%	94%	R6,785,000	Devon	24.8%

Watch Area 1: PLANNING - Corrective Action Plan to improve on the Green Drop Scores

WSI Name	WWTW Name	Compliance Letters Issued	WSA Requested Support to develop the CAP	DWS Schedule Engagement with WSIs	# CAPs recd by DWS	Date of CAPs receipt by DWS	CAP Implementation Status: Progress @ 31 March 2022	Quality of CAP
Lesedi LM	Devon	Yes	No	None. The WSA is cooperative	1	Yes, no date	>50% Implemented	Moderate

Watch Area 2: IMPLEMENTATION - Securing of water services grants, funding, and appropriate resources to implement the CAP

WSI Name	WWTW Name	CAP Implementation Monitoring	KPA Areas Targeted via CAP	Resources Secured/ Mobilised for CAP implementation, i.e. Turnaround of <31% GD % TSA
Lesedi LM	Devon	The operations at the works has improved, even though the effluent quality has not improved as the works is not dosing. Action Plan accepted; Monitoring is being conducted. Provide POE and date of follow-up	<ul style="list-style-type: none"> * KPA A: Capacity Management (15%) * KPA C: Financial Management (20%) * KPA D: Technical Management (20%) * KPA E: Effluent & Sludge Compliance (30%) 	<ul style="list-style-type: none"> * Municipal budget allocated * External resources contracted * Grant funding rerouted

Watch Area 3: INTERVENTION – Status and types of interventions by DWS

WSI Name	WWTW Name	Regulator's Compliance Monitoring and Enforcement Status	Action to follow and other comment
Lesedi LM	Devon	Case Reported and Registered on ECMS. Complaint investigated; Issued NWA Notice (Pre-directive) Issued NWA Directive	Monitoring of the Action Plan. Implementation of the Action Plan is progressing well. The pump station was brought into operation. The next step, the works must dose the effluent to improve quality.

6.3 Merafong Local Municipality

The municipality was identified to have the following wastewater treatment systems in critical state and was advised by the Regulator to issue a Corrective Action Plans (CAPs) and ringfenced grant allocation to the identified systems. The following results were found following analysis of the CAPs and funds as submitted by the WSA during the period 1 April 2022 to 31 March 2023.

BASELINE:

WSI Name	WSI 2021 GD Score	WSI TSA Score	Total VROOM Cost	WWTW Names (<31% score)	WTWW 2021 GD Score
Merafong LM	21%	37%	R179,050,800	Khutsong	14.4%
				Kokosi-Fochville	20.3%
				Murray & Roberts	0.0%
				Wedela	7.9%
				Welverdiend	21.8%

Watch Area 1: PLANNING - Corrective Action Plan to improve on the Green Drop Scores

WSI Name	WWTW Name	Compliance Letters Issued	WSA Requested Support to develop the CAP	DWS Schedule Engagement with WSIs	# CAPs recd by DWS	Date of CAPs receipt by DWS	CAP Implementation Status: Progress @ 31 March 2022	Quality of CAP
Merafong LM	Khutsong	Yes	Yes, financial support	Requested a meeting for 26 Jan & the WSA did not respond	1	Yes, 4/04/22	No Progress	Very Poor
	Kokosi-Fochville	Yes			1		No Progress	Very Poor
	Murray & Roberts	Yes	None indicated	None	1	None	No Progress	Very Poor
	Wedela	Yes	Yes, financial support	Requested a meeting for 26 Jan and the WSA did not respond	1	Yes, 4/04/22	No Progress	Very Poor
	Welverdiend	Yes			1		No Progress	Very Poor

Watch Area 2: IMPLEMENTATION - Securing of water services grants, funding, and appropriate resources to implement the CAP

WSI Name	WWTW Name	CAP Implementation Monitoring	KPA Areas Targeted via CAP	Resources Secured/ Mobilised for CAP implementation, i.e. Turnaround of <31% GD % TSA
Merafong LM	Khutsong	No improvements. Continues monitoring, Provide POE and date of follow-up	<ul style="list-style-type: none"> * KPA A: Capacity Management (15%) * KPA B: Environmental Management (15%) * KPA D: Technical Management (20%) * KPA E: Effluent & Sludge Compliance (30%) 	* Grant funding rerouted
	Kokosi-Fochville	No improvements. Continues monitoring, Provide POE and date of follow-up	<ul style="list-style-type: none"> * KPA A: Capacity Management (15%) * KPA B: Environmental Management (15%) * KPA D: Technical Management (20%) * KPA E: Effluent & Sludge Compliance (30%) 	* None
	Murray & Roberts	None		* None
	Wedela	No improvements. Continues monitoring, Provide POE and date of follow-up	* KPA C: Financial Management (20%)	* Grant funding rerouted
	Welverdiend	No improvements	<ul style="list-style-type: none"> * KPA B: Environmental Management (15%) * KPA C: Financial Management (20%) * KPA D: Technical Management (20%) 	* Grant funding rerouted

Watch Area 3: INTERVENTION – Status and types of interventions by DWS

WSI Name	WWTW Name	Regulator's Compliance Monitoring and Enforcement Status	Action to follow and other comment
Merafong LM	Khutsong	Case Reported and Registered on ECMS. Complaint investigated Issued NWA Notice (Pre-directive); Issued NWA Directive Criminal charges laid; Criminal investigation underway (CAS 128/02/2022)	No improvement at the works as spillages persist. Criminal case was opened in February 2023. Criminal investigations are underway.
	Kokosi-Fochville	Case Reported and Registered on ECMS. Complaint investigated Issued NWA Notice (Pre-directive); Issued NWA Directive; Criminal charges laid; Criminal investigation underway (CAS 128/02/2022)	No improvement at the works as spillages persist. Criminal case was opened in February 2023. Criminal investigations are underway.
	Murray & Roberts	No non-compliance case reported	Schedule an engagement about ownership of the plant and to kick rectification measures
	Wedela	Case Reported and Registered on ECMS. Complaint investigated Issued NWA Notice (Pre-directive); Issued NWA Directive; Criminal charges laid; Criminal investigation underway (CAS 128/02/2022)	No improvement at the works as spillages persist. Criminal case was opened in February 2023. Criminal investigations are underway.
	Welverdiend	Case Reported and Registered on ECMS. Complaint investigated Issued NWA Notice (Pre-directive); Issued NWA Directive; Criminal charges laid; Criminal investigation underway (CAS 128/02/2022)	A criminal case was opened on 10 February 2022. The works does not have power and all process units are not operational. No improvement at the works as spillages persist. A criminal case was opened in February 2023. Criminal investigations are underway.

6.4 Rand West Local Municipality

The municipality was identified to have the following wastewater treatment systems in critical state and was advised by the Regulator to issue a Corrective Action Plans (CAPs) and ringfenced grant allocation to the identified systems. The following results were found following analysis of the CAPs and funds as submitted by the WSA during the period 1 April 2022 to 31 March 2023.

BASELINE:

WSI Name	WSI 2021 GD Score	WSI TSA Score	Total VROOM Cost	WWTW Names (<31% score)	WTTW 2021 GD Score
Rand West LM	24%	38%	R132,240,000	Randfontein	26.4%
				Hannes van Niekerk	22.3%

Watch Area 1: PLANNING - Corrective Action Plan to improve on the Green Drop Scores

WSI Name	WWTW Name	Compliance Letters Issued	WSA Requested Support to develop the CAP	DWS Schedule Engagement with WSIs	# CAPs recd by DWS	Date of CAPs receipt by DWS	CAP Implementation Status: Progress @ 31 March 2022	Quality of CAP
Rand West LM	Randfontein	Yes	No	North West Regulations, Compliance & Enforcement is engaging the WSA	1	Yes. Court order	No Progress	Poor
	Hannes van Niekerk	Yes	Yes	Requested a meeting for 26 January 2023 and the WSA did not respond	0	No	No Progress	Very Poor

Watch Area 2: IMPLEMENTATION - Securing of water services grants, funding, and appropriate resources to implement the CAP

WSI Name	WWTW Name	CAP Implementation Monitoring	KPA Areas Targeted via CAP	Resources Secured/ Mobilised for CAP implementation, i.e. Turnaround of <31% GD % TSA
Rand West LM	Randfontein	The operations at the works are not improving as yet	* KPA A: Capacity Management (15%) * KPA B: Environmental Management (15%) * KPA D: Technical Management (20%)	* None
	Hannes van Niekerk	No improvements	* KPA A: Capacity Management (15%) * KPA B: Environmental Management (15%) * KPA C: Financial Management (20%) * KPA D: Technical Management (20%) * KPA E: Effluent & Sludge Compliance (30%)	* None

Watch Area 3: INTERVENTION – Status and types of interventions by DWS

WSI Name	WWTW Name	Regulator's Compliance Monitoring and Enforcement Status	Action to follow and other comment
Rand West LM	Randfontein	Case Reported and Registered on ECMS. Complaint investigated Issued NWA Notice (Pre-directive); Issued NWA Directive	Monitoring of the Court Order

WSI Name	WWTW Name	Regulator's Compliance Monitoring and Enforcement Status	Action to follow and other comment
	Hannes van Niekerk	RC 38/2020. Plea Sentencing Agreement Case Reported and Registered on ECMS. Complaint investigated Issued NWA Notice (Pre-directive); Issued NWA Directive Under consideration	Open a criminal against the WSA. The works has been vandalised and it does not receive influent

7. KWAZULU NATAL: MUNICIPAL WASTEWATER CORRECTIVE ACTION PLAN STATUS

Overview of critical wastewater systems

The GD 2022 report and the KwaZulu Natal provincial chapter identified 20 systems to be in a critical state, compared to 32 systems in 2013. The majority of these systems are managed by uMkhanyakude, uMzinyathi, and Zululand. The provincial Risk Ratio for treatment plants regressed from 55.1% in 2013 to 60.3% in 2021, which suggested some risk movement since 2013. The most prominent risks were observed on treatment level, and pointed to works that exceeded their design capacity, dysfunctional processes, and equipment (especially disinfection), and effluent and sludge non-compliance. Opportunities are presented in terms of reducing cost through process optimisation, improved energy efficiency and beneficial use of sludge, nutrients, biogas, and other energy resources.

Table 28 - KwaZulu Natal 2021 Green Drop Summary

WSA Name	2013 GD Score (%)	2021 GD Score (%)	2021 Critical State (<31%)
Amajuba DM	60	35↓	Durnacol
uMkhanyakude DM	30	23↓	St Lucia, Bethesda-Ubombo, Hluhluwe, Ingwavuma-Mosvold, Mtubatuba, Hlabisa Hospital, Mseleni Hospital
uMzinyathi DM	69	15↓	Dundee, Nqutu Ponds, Pomeroy, Tugela Ferry, Greytown
Zululand DM	23	14↓	Vryheid-Klipfontein, Coronation, Cliffdale-Vrede, Mlokothwa, Nkongolwane, Enyathi, Hlobane
Totals	-	-	20

Provincial Green Drop Analysis

The 100% response from the 14 WSAs audited during the 2021 Green Drop process demonstrated a firm commitment to wastewater services in the province. There were no changes to the number of WSAs audited however 2 WSAs have changed their names – namely, Sisonke to Harry Gwala and uThungulu to King Cetshwayo. The analysis for the period 2009, 2011, 2013 and 2021, indicated that most of the system scores were in the 50-<80% (Average Performance) category, with the 31-<50% (Poor Performance) being the next largest category. The most concerning finding was that 50 systems were in poor state compared to 15 systems in 2013, and that the number of GD certifications regressed from 19 to 3 from 2013 to 2021.

Regulatory Enforcement

Wastewater systems which **failed to achieve the minimum Green Drop target of 31%, were placed under regulatory focus**. The Regulator required these municipalities to submit a detailed corrective action plan within 60 days from publishing of the Green Drop 2022 report. Four (4) municipalities and 20 wastewater systems that received Green Drop scores below 31%, were placed under **regulatory surveillance**, in accordance with the Water Services Act (108 Of 1997). In addition, these municipalities were advised to ringfence water services grant allocation to rectify/restore wastewater collection and treatment shortcomings identified.

Table 29 - WWTWs with <31% Green Drop scores

WSA Name	2021 GD Score	WWTWs with <31% score
Amajuba DM	35%	Durnacol
uMkhanyakude DM	23%	St Lucia, Bethesda-Ubombo, Hluhluwe, Ingwavuma-Mosvold, Mtubatuba, Hlabisa Hospital, Mseleni Hospital
uMzinyathi DM	15%	Dundee, Nqutu Ponds, Pomeroy, Tugela Ferry, Greytown
Zululand DM	14%	Vryheid-Klipfontein, Coronation, Cliffdale-Vrede, Mlokothwa, Nkongolwane, Enyathi, Hlobane

The following municipalities and their associated wastewater treatment plants were found to be in high CRR risk positions, which means that some or all the risk indicators were in a precarious state, i.e. operational flow, technical capacity, and effluent quality. WWTWs in high risk and critical risk positions pose a serious risk to public health and the environment. The following municipalities were required to assess their risk contributors and develop corrective measures to mitigate these risks.

Table 30 - %CRR/CRR_{max} scores and WWTWs in critical and high-risk space

WSA Name	2021 Average CRR/CRR _{max} % deviation	WWTWs in critical and high-risk space	
		Critical Risk (90-100%CRR)	High Risk (70-<90%CRR)
iLembe DM	45.0%		Montebello Hospital, Stanger-KwaDukuza
Ugu DM	59.5%		Harding, Malangeni, Murchison Hospital, Southbroom, Umzinto

WSA Name	2021 Average CRR/CRRmax % deviation	WWTWs in critical and high-risk space	
		Critical Risk (90-100%CRR)	High Risk (70-<90%CRR)
Harry Gwala DM	65.2%		Underberg New, Himeville, Franklin, Umzimkhulu, Ibisi, Riverside
uMzinyathi DM	66.0%		Dundee-Glencoe, Greytown, Nqutu Ponds
Amajuba DM	68.6%		Tweediedale, Durnacol
uMkhanyakude DM	73.3%	St Lucia Ponds, Umseleni	Bethesda Hospital, Hluhluwe, Ingwavuma Hospital, Manguzi, Mkuze
King Cetshwayo DM	74.2%		Catherine Booth Hospital, Gingindlovu Ponds, King Dinuzulu, Mbongolwane Hospital, Melmoth ponds, Mpushini ponds, Mtunzini, Nkandla, Oceanview, Owen Sithole Agric College
uThukela DM	74.7%		Bergville, Colenso, Ekuvukeni, Ezakheni, Ladysmith, Wembezi, Winterton, Estcourt
Zululand DM	76.1%	Cliffdale-Vrede, Coronation, Emondlo, Enyathi, Hlobane, Klipfontein, Mlokothwa, Nkongolwane	St Francis Hospital

Regulator Enforcement Results as at 31 March 2023

Analyses of the Corrective Action Plans that were submitted by municipalities and its identified WWTWs in critical state, are summarised against the 3 Watch Areas.

BASELINE:

- ◆ Details of municipality and wastewater systems in critical state in 2022
- ◆ Municipal and System Green Drop score
- ◆ TSA score
- ◆ VROOM amount reported for the municipality to restore functionality.

Table 31 - 2021 Green Drop Baseline Summary

#	WSI Name	WSI 2021 GD Score	WSI TSA Score	Total VROOM Cost	WWTW Names (<31% score)	WTTW 2021 GD Score
1	Amajuba DM	35%	67%	R9,400,000	Durnacol	0.3%
2	uMkhanyakude DM	23%	34%	R5,208,500	St Lucia	0%
					Bethesda-Ubombo	20.4%
					Hluhluwe	19.3%
					Ingwavuma-Mosvold	23.1%
					Mtubatuba	24.6%
					Hlabisa Hospital	26.8%
					Mseleni Hospital	0.0%
3	uMzinyathi DM	15%	74%	R10,833,000	Dundee	16.5%
					Nqutu Ponds	14.8%
					Pomeroy	22.9%
					Tugela Ferry	27.00%
4	Zululand DM	14%	61%	R2,220,400	Greytown	7.3%
					Vryheid-Klipfontein	2.00%
					Coronation	0.5%
					Cliffdale-Vrede	0.9%
					Mlokothwa	3.8%
					Nkongolwane	0.0%
Enyathi	8.0%					
					Hlobane	0.5%
				R27,661,900	20	

Four WSIs and 20 WWTWs received Green Drop scores below 31% and were placed under regulatory surveillance in accordance with the Water Services Act (108 Of 1997). The WSIs were required by the Regulator to submit a detailed corrective action plan within 60 days from the publishing of the Green Drop 2022 Report.

Watch Area 1: PLANNING - Corrective Action Plan to improve on the Green Drop Scores

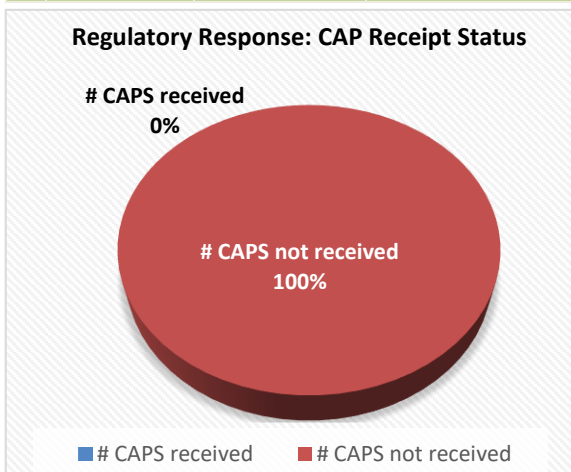
- ◆ Compliance letter issued
- ◆ Acknowledgement of receipt by WSI
- ◆ WSI requested support or extension wrt development of CAP
- ◆ DWS schedule engagement with non-responsive WSIs
- ◆ CAP implementation status
- ◆ Quality of CAPs.

Table 32 - Summary of the Corrective Action Planning during 1 April 2022 to 31 March 2023

#	WSI Name	WWTW Names (<31% score)	WSA Requested Support to develop the CAP	# CAPs recd by DWS	Date of CAPs receipt by DWS	CAP Implementation Status: Progress @ 31 March 2022	Quality of CAP
1	Amajuba DM	Durnacol	Yes	0 (1 in draft phase)	The document is not signed, only year 2022 written on the cover page.	No Progress	Moderate
2	uMkhanyakude DM [UKDM]	St Lucia	No	0	None	No Progress	NI
		Bethesda-Ubombo	No	0	None	No Progress	NI
		Hluhluwe	No	0	None	No Progress	NI
		Ingwavuma-Mosvold	No	0	None	No Progress	NI
		Mtubatuba	No	0	None	No Progress	NI
		Hlabisa Hospital	No	0	None	No Progress	NI
		Mseleni Hospital	No	0	None	No Progress	NI
3	uMzinyathi DM	Dundee	Yes	0	None	No Progress	NI
		Nqutu Ponds	Yes	0	None	No Progress	NI
		Pomeroy	Yes	0	None	No Progress	NI
		Tugela Ferry	Yes	0	None	No Progress	NI
		Greytown	Yes	0	None	No Progress	NI
4	Zululand DM	Vryheid-Klipfontein	Yes	0	None	No Progress	NI
		Coronation	Yes	0	None	No Progress	NI
		Cliffdale-Vrede	Yes	0	None	No Progress	NI
		Mlokothwa	Yes	0	None	No Progress	NI
		Nkongolwane	Yes	0	None	No Progress	NI
		Enyathi	Yes	0	None	No Progress	NI
		Hlobane	Yes	0	None	No Progress	NI
		20	13	0	0		

#	WSI Name	WWTW Names (<31% score)	DWS Schedule Engagement with Non-responsive WSIs
1	Amajuba DM	Durnacol	25 Feb 21: Non-compliance for non-submission of effluent on IRIS was issued. No response was received. 12 Apr 22: Non-compliance letter was sent to Amajuba DM. A Directive was issued on 7 Sep 22. 15 Mar 23: Bilateral Regulation meeting was held and draft GDIP was submitted same day. However the GDIP was reviewed by DWS and sent back Amajuba DM for amendments.
2	uMkhanyakude DM [UKDM]	St Lucia	12 Apr 22: Non-compliance letter was sent to UKDM. 13 Jul 22: NC was hand delivered. On 03 Mar 22: An email was sent requesting copy of refurbishment plans in line with Directive issued from CME Unit. No response was received. Non-compliance Notices was issued on 22 Aug 22, 5 Dec 22 and 30 Jan23. No responses were received to date. Inspection was conducted on Nov 22. On 11 Mar 23 Bilateral meeting request email was sent and UKDM indicated that they are under administration and that that DWS invites Umhlathuze Water to be part of this meeting. The involvement of Umhlathuze Water emanates from the Directive under Section 63 of Water Services Act, Act 108 of 1997 signed by the Minister on the 3 Mar 22, wherein the Minister outlined the aim of intervention/ directive as a complete restoration of an effective water services function. uMhlathuze was invited and have not responded to DWS.
		Bethesda-Ubombo	12 Apr 22: Non-compliance letter was sent to UKDM. 13 Jul 22: NC was hand delivered. Technical Inspection was conducted on 2 Dec 22 however there was no entry to the facility due to vegetation growth. Three Non-compliance Notices dated 6 Jul 21, 9 Nov 21 and 22 Jun 22, in line with Section 19 of the NWA, were issued to ensure pollution on-site is ceased. Follow-up emails dated 16 Sep 21 and 3 Mar 22 were directed to the UKDM requesting a response on the matters addressed in the above-mentioned Non-compliance Notices; however, to date there has been no formal response from the UKDM. 22 Dec 22: Following recent site inspection the matter was escalated and a Pre-Directive which was issued. No response has been received. On 11 Mar 23 Bilateral meeting request email was sent and UKDM indicated that they are under administration and that that DWS invites Umhlathuze Water to be part of this meeting. The involvement of Umhlathuze Water emanates from the Directive under Section 63 of Water Services Act, Act 108 of 1997 signed by the Minister on the 3 Mar 22, wherein the Minister outlined the aim of intervention/ directive as a complete restoration of an effective water services function. uMhlathuze was invited and have not responded to DWS
		Hluhluwe	12 Apr 22: Non-compliance letter was sent to UKDM. 13 Jul 22: NC was hand delivered. Inspection was conducted on the 2 Dec 22. A Non-Compliance Notice dated 15 Feb 18 was issued, Pre-Directive dated 13 Jul 18 issued and Directive issued dated 14 Sept 18. Technical meetings between DWS and the UKDM (chaired by the DWS Director: Proto CMA) held on 22 Nov 2017, 22 Feb 2018, and 9 Apr 18. 22 Dec 22: Following a recent site inspection a Non-compliance to the Directive was issued. No formal response was received to date. On 11 Mar 23 Bilateral meeting request email was sent and UKDM indicated that they are under administration and suggested that DWS invites Umhlathuze Water to be part of this meeting.
		Ingwavuma-Mosvold	12 Apr 22: Non-compliance letter was sent to UKDM. 13 Jul 22: NC was hand delivered. Inspection was conducted on the 31 Oct 22. Directive dated 14 Sep 18 was issued. Follow up inspections conducted on 15 Oct 21, 22 Jun 22, 22 Nov 22 and 19 Jan 23 revealed that the WWTW was recently renovated and showed signs of improvement. On 11 Mar 23 Bilateral meeting request email was sent and UKDM indicated that they are under administration and that

#	WSI Name	WWTW Names (<31% score)	DWS Schedule Engagement with Non-responsive WSIs
			that DWS invites Umhlathuze Water to be part of this meeting. The involvement of Umhlathuze Water emanates from the Directive under Section 63 of Water Services Act, Act 108 of 1997 signed by the Minister on the 3 Mar 22, wherein the Minister outlined the aim of intervention/ directive as a complete restoration of an effective water services function. uMhlathuze was invited and have not responded to DWS.
		Mtubatuba	12 Apr 22: Non-compliance letter was sent to UKDM. 13 Jul 22: NC was hand delivered. Inspection was conducted on the 2 Dec 22. Engagements with the UKDM, in the form of two Non-Compliance Notices dated 15 Feb 18 and 23 Nov 21, Pre-Directive dated 13 Jul 18 and Directive issued dated 14 Sep 18. Follow-ups were done both telephonically and via emails dated 16 Sep 21 and 3 Mar 22. No response received to date. 20 Oct 22: Non-compliance Letter to Directive issued. No formal response received to date. On 11 Mar 23 Bilateral meeting request email was sent and UKDM indicated that they are under administration and that that DWS invites Umhlathuze Water to be part of this meeting. The involvement of Umhlathuze Water emanates from the Directive under Section 63 of Water Services Act, Act 108 of 1997 signed by the Minister on the 3 Mar 22, wherein the Minister outlined the aim of intervention/ directive as a complete restoration of an effective water services function. uMhlathuze was invited and have not responded to DWS.
		Hlabisa Hospital	12 Apr 22: Non-compliance letter was sent to UKDM. 13 Jul 22: NC was hand delivered. Inspection was conducted on the 11 Nov 22. Engagements with the UKDM, in the form of three Non-Compliance Notices dated 5 Jul 21, 23 Nov 21 and 22 Jun 22 were issued. Follow-up emails dated 16 Sep 21 and 3 Mar 22 were directed to the UKDM requesting a response on the matters addressed in the above-mentioned Non-Compliance Notices; however, to date there has been no formal response from the UKDM regarding the matters highlighted. 14 Feb 23: Pre-Directive was issued. No formal response was received. On 11 Mar 23 Bilateral meeting request email was sent and UKDM indicated that they are under administration and that that DWS invites Umhlathuze Water to be part of this meeting. The involvement of Umhlathuze Water emanates from the Directive under Section 63 of Water Services Act, Act 108 of 1997 signed by the Minister on the 3 Mar 22, wherein the Minister outlined the aim of intervention/ directive as a complete restoration of an effective water services function. uMhlathuze was invited and have not responded to DWS.
		Mseleni Hospital	Engagements with the UKDM, in the form of a Non-compliance Notice dated 15 Feb 18, Pre-Directive dated 13 Jul 18 and Directive issued dated 14 Sep 18. Co-operative Governance Technical Meetings between DWS and the UKDM (chaired by the DWS Director: Proto CMA) held on 22 Nov 17, 22 Feb 18, and 9 Apr 18. Subsequent follow-ups were done both telephonically and via emails, dated 16 Sep 21 and 3 Mar 22, which were directed to the UKDM requesting a response on the matters. 22 Dec 22: Non-compliance to the Directive was issued. No formal response was received.
3	uMzinyathi DM	Dundee	12 Apr 22: Non-compliance letter was sent to uMzinyathi DM. No response was received. Email with IRIS registration forms was sent, and no response was received. A Pre-Directive was issued on 27 Nov 15. A follow up Non-compliance Letters was issued on 2 Mar 17, 15 Oct 18, 2 Jul 19 and 10 Nov 20. A Directive for all Umzinyathi DM WWTWS except Greytown and Kranskop was issued on the 1 May 21. A separate Directive was issued for Greytown on 12 Aug 22. A Non-Compliance Letter to the Directive was issued to Greytown on 28 Feb 23. A separate Directive for Kranskop 22 Jul 22. A Non-Compliance Letter to Directive was also issued for Kranskop on 15 Sep 22. On the 11 Mar 23, email requesting meeting was sent to Umzinyathi DM officials, and no response was received.
		Nqutu Ponds	
		Pomeroy	
		Tugela Ferry	
		Greytown	
4	Zululand DM	Vryheid-Klipfontein	12 Apr 22: Non-compliance letter was sent to Zululand DM. 22 Jun 22: Non-compliance was hand delivered. On 23 Mar 23 Regulatory Bilateral meeting request was sent and calls were made to follow up on the request, Zululand officials did not respond.
		Coronation	
		Cliffdale-Vrede	
		Mlokothwa	
		Nkongolwane	
		Enyathi	
Hlobane	None		
		20	



Of the 20 critical state systems, 20 compliance letters were issued to the WSIs and 3 WSIs requested support. No CAPs were received by DWS giving a 0% (0 of 20) response to the Regulatory response. No CAPs are currently being implemented with no progress so far for the 1 WSI that submitted a CAP.

Figure 12 - KZN Summary of CAPs Received and Not Received

Watch Area 2: IMPLEMENTATION - Securing of water services grants, funding, and appropriate resources to implement the CAP

- ◆ CAP implementation monitoring
- ◆ KPA areas targeted through CAP (KPA 1, 2, 3, 4, 5)
- ◆ Resources secured to implement CAP (funds, expertise, staff, none).

Table 33 - Summary of the Targeted KPAs and Resources to implement CAPs and effect turnaround

#	WSI Name	WWTW Names	CAP Implementation Monitoring	KPA Areas Targeted via CAP	Resources Secured/ Mobilised for CAP implementation, i.e. Turnaround of <31% GD % TSA
1	Amajuba DM	Durnacol	The plan is sent back to the WSA for amendments, monitoring will commence after receiving finalised and authorised document.	NI	NI
2	uMkhanyakude DM	St Lucia	None	NI	NI
		Bethesda-Ubombo	None	NI	NI
		Hluhluwe	None	NI	NI
		Ingwavuma-Mosvold	None	NI	NI
		Mtubatuba	None	NI	NI
		Hlabisa Hospital	None	NI	NI
		Mseleni Hospital	None	NI	NI
3	uMzinyathi DM	Dundee	None	NI	NI
		Nqutu Ponds	None	NI	NI
		Pomeroy	None	NI	NI
		Tugela Ferry	None	NI	NI
		Greytown	None	NI	NI
4	Zululand DM	Vryheid-Klipfontein	None	NI	NI
		Coronation	None	NI	NI
		Cliffdale-Vrede	None	NI	NI
		Mlokothwa	None	NI	NI
		Nkongolwane	None	NI	NI
		Enyathi	None	NI	NI
		Hlobane	None	NI	NI

Implementation of the CAPs was monitored by the DWS Regional Office for only Amajuba DM only, and the comments are reflected in the table above.

Watch Area 3: INTERVENTION – Status and types of interventions by DWS

- ◆ Regulator’s compliance and enforcement monitoring status
- ◆ Type of legal interventions taken
- ◆ Regional Heads regulatory comment.

Table 34 - Summary of the Regulatory Interventions

#	WSI Name	WWTW Names	Regulator’s Compliance Monitoring and Enforcement Status	Action to follow and other comment	Regulatory Comment by the REGIONAL HEAD
1	Amajuba DM	Durnacol	Issued non-compliance letter (S9(4) or 10(4)) Issued NWA Directive	Technical inspection for Durnacol WWTW is scheduled for quarter 3 2023/2024 financial year. Quarterly forum meetings will be established with COGTA, MISA and SALGA to improve the state of the WSA wastewater management.	The continuous instability at the WSA’s technical department senior management creates void for the DWS to carry out its regulatory function.
2	uMkhanyakude DM	St Lucia	Issued non-compliance letter (S9(4) or 10(4))	Technical inspections for uMkhanyakude DM WWTWs are scheduled for quarter 3 and 4 during 2023/2024 financial year. Quarterly forum meetings will be established with uMhlathuze water, COGTA, MISA and SALGA to improve the state of the WSA wastewater management.	The Minister’s directive (Section 63 of WSA 107 of 1997) issued to uMkhanyakude DM has created challenges for the Region to carry out its regulatory functions.
		Bethesda-Ubombo	Issued NWA Directive	Issued NWA Directive	
		Hluhluwe	Issued NWA Notice (Pre-directive)	Issued NWA Notice (Pre-directive)	
		Ingwavuma-Mosvold	Issued NWA Directive	Issued NWA Directive	
		Mtubatuba	Issued NWA Directive	Issued NWA Directive	
		Hlabisa Hospital	Issued NWA Directive	Issued NWA Directive	
3	uMzinyathi DM	Mseleni Hospital	Issued NWA Notice (Pre-directive)	Issued NWA Notice (Pre-directive)	The continuous lack of cooperation from the WSA’s technical department officials is hindering the DWS in doing its regulation functions.
		Dundee	Issued non-compliance letter (S9(4) or 10(4))	Bilateral Regulation meeting and follow up technical inspections will be conducted in quarter 4 of 2023/24 financial year. Steering committee with MISA, COGTA, SALGA and WSA will be formed and report on progress quarterly.	
		Nqutu Ponds			
		Pomeroy			
Tugela Ferry					
4	Zululand DM	Greytown	Issued non-compliance letter (S9(4) or 10(4))	Bilateral Regulation meeting and follow up technical inspections will be conducted in quarter 3 and 4. Zululand requested assistance to compile CAP, when the CAP template was	The continuous lack of cooperation from the WSA’s technical department officials
		Vryheid-Klipfontein			
		Coronation			
		Cliffdale-Vrede			
		Mlokothwa			

#	WSI Name	WWTW Names	Regulator's Compliance Monitoring and Enforcement Status	Action to follow and other comment	Regulatory Comment by the REGIONAL HEAD
		Nkongolwane		forwarded, they did not respond. Steering committee with MISA, COGTA, SALGA and WSA will be formed and report on progress quarterly.	is hindering the DWS in doing its regulation functions.
		Enyathi			
		Hlobane			

From the table above, it can be observed that stringent regulatory action is taken by the DWS Regional Office, in summary:

- ◆ All 20 systems have received regulatory and enforcement actions, ranging from non-compliance letters, notices and directives issued
- ◆ All the systems have active monitoring and actions to be followed by the Regional Office
- ◆ The key issues that concerns the Regional Head includes the instability at the WSA's technical department senior management, and the continuous lack of cooperation from the WSA's technical department officials that hinders the DWS in doing its regulation functions.

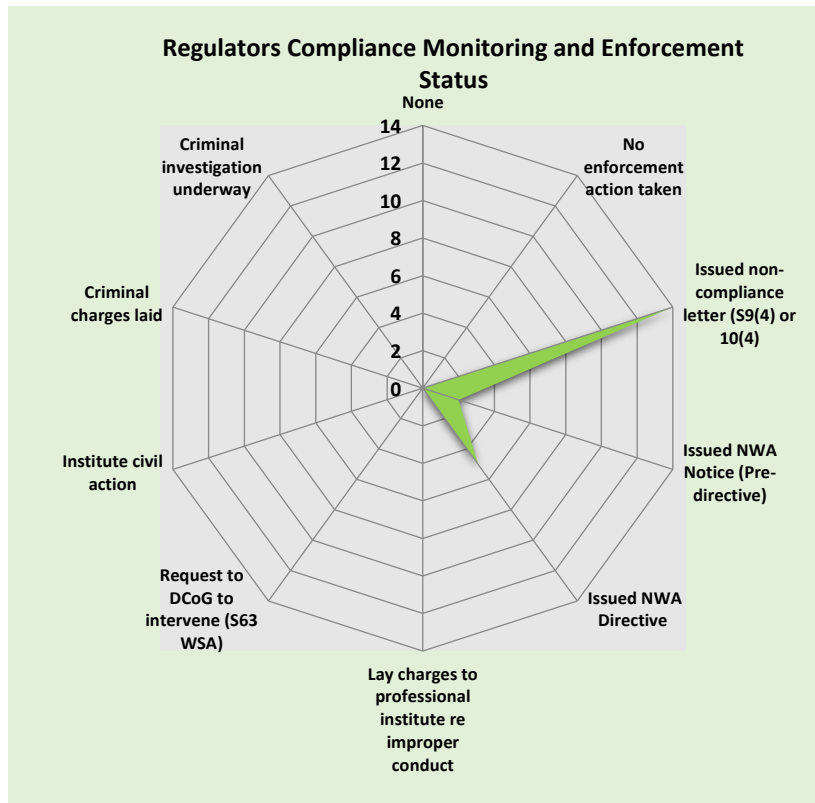


Figure 12 - Summary of Regulators Compliance Monitoring and Enforcement Status

7.1 Amajuba District Municipality

The municipality was identified to have the following wastewater treatment system in critical state and was advised by the Regulator to issue a Corrective Action Plans (CAPs) and ringfenced grant allocation to the identified systems. The following results were found following analysis of the CAPs and funds as submitted by the WSA during the period 1 April 2022 to 31 March 2023.

BASELINE:

WSI Name	WSI 2021 GD Score	WSI TSA Score	Total VROOM Cost	WWTW Names (<31% score)	WWTW 2021 GD Score
Amajuba DM	35%	67%	R9,400,000	Durnacol	0.3%

Watch Area 1: PLANNING - Corrective Action Plan to improve on the Green Drop Scores

WSI Name	WWTW Name	Compliance Letters Issued	WSA Requested Support to develop the CAP	DWS Schedule Engagement with Non-responsive WSIs	# CAPs recd by DWS	Date of CAPs receipt by DWS	CAP Implementation Status: Progress @ 31 March 2022	Quality of CAP
Amajuba DM	Durnacol	Yes	Yes	25 Feb 21: Non-compliance for non-submission of effluent on IRIS was issued. No response was received. 12 Apr 22: Non-compliance letter was sent to Amajuba DM. A Directive was issued on 7 Sep 22. 15 Mar 23: Bilateral Regulation meeting was held and draft GDIP was submitted same day. However the GDIP was reviewed by DWS and sent back Amajuba DM for amendments.	0 (draft phase)	The document is not signed, only year 2022 written on the cover page.	No Progress	Moderate

Watch Area 2: IMPLEMENTATION - Securing of water services grants, funding, and appropriate resources to implement the CAP

WSI Name	WWTW Name	CAP Implementation Monitoring	KPA Areas Targeted via CAP	Resources Secured/ Mobilised for CAP implementation, i.e. Turnaround of <31% GD % TSA
Amajuba DM	Durnacol	The plan is sent back to the WSA for amendments, monitoring will commence after receiving finalised and authorised document.	NI	NI

Watch Area 3: INTERVENTION – Status and types of interventions by DWS

WSI Name	WWTW Name	Regulator's Compliance Monitoring and Enforcement Status	Action to follow and other comment
Amajuba DM	Durnacol	Issued non-compliance letter (S9(4) or 10(4)) Issued NWA Directive	Technical inspection for Durnacol WWTW is scheduled for quarter 3 2023/2024 financial year. Quarterly forum meetings will be established with COGTA, MISA and SALGA to improve the state of the WSA wastewater management.

7.2 uMkhanyakude District Municipality

The municipality was identified to have the following wastewater treatment systems in critical state and was advised by the Regulator to issue a Corrective Action Plans (CAPs) and ringfenced grant allocation to the identified systems. The following results were found following analysis of the CAPs and funds as submitted by the WSA during the period 1 April 2022 to 31 March 2023.

BASELINE:

WSI Name	WSI 2021 GD Score	WSI TSA Score	Total VROOM Cost	WWTW Names (<31% score)	WWTW 2021 GD Score
uMkhanyakude DM	23%	34%	R5,208,500	St Lucia	0%
				Bethesda-Ubombo	20.4%
				Hluhluwe	19.3%
				Ingwavuma-Mosvold	23.1%
				Mtubatuba	24.6%
				Hlabisa Hospital	26.8%
Mseleni Hospital	0.0%				

Watch Area 1: PLANNING - Corrective Action Plan to improve on the Green Drop Scores

WSI Name	WWTW Name	WSA Requested Support to develop the CAP	# CAPs recd by DWS	Date of CAPs receipt by DWS	CAP Implementation Status: Progress @ 31 March 2022	Quality of CAP
uMkhanyakude DM [UKDM]	St Lucia	No	0	None	No Progress	NI
	Bethesda-Ubombo	No	0	None	No Progress	NI
	Hluhluwe	No	0	None	No Progress	NI
	Ingwavuma-Mosvold	No	0	None	No Progress	NI
	Mtubatuba	No	0	None	No Progress	NI
	Hlabisa Hospital	No	0	None	No Progress	NI
	Mseleni Hospital	No	0	None	No Progress	NI

WSI Name	WWTW Name	DWS Schedule Engagement with Non-responsive WSIs
uMkhanyakude DM [UKDM]	St Lucia	12 Apr 22: Non-compliance letter was sent to UKDM. 13 Jul 22: NC was hand delivered. On 03 Mar 22: An email was sent requesting copy of refurbishment plans in line with Directive issued from CME Unit. No response was received. Non-compliance Notices was issued on 22 Aug 22, 5 Dec 22 and 30 Jan23. No responses were received to date. Inspection was conducted on Nov 22. On 11 Mar 23 Bilateral meeting request email was sent and UKDM indicated that they are under administration and that that DWS invites Umhlathuze Water to be part of this meeting. The involvement of Umhlathuze Water emanates from the Directive under Section 63 of Water Services Act, Act 108 of 1997 signed by the Minister on the 3 Mar 22, wherein the Minister outlined the aim of intervention/ directive as a complete restoration of an effective water services function. uMhlathuze was invited and have not responded to DWS.
	Bethesda-Ubombo	12 Apr 22: Non-compliance letter was sent to UKDM. 13 Jul 22: NC was hand delivered. Technical Inspection was conducted on 2 Dec 22 however there was no entry to the facility due to vegetation growth. Three Non-compliance Notices dated 6 Jul 21, 9 Nov 21, and 22 Jun 22, in line with Section 19 of the NWA, were issued to ensure pollution on-site is ceased. Follow-up emails dated 16 Sep 21 and 3 Mar 22 were directed to the UKDM requesting a response on the matters addressed in the above-mentioned Non-compliance Notices; however, to date there has been no formal response from the UKDM. 22 Dec 22: Following recent site inspection the matter was escalated and a Pre-Directive which was issued. No response has been received. On 11 Mar 23 Bilateral meeting request email was sent and UKDM indicated that they are under administration and that that DWS invites Umhlathuze Water to be part of this meeting. The involvement of Umhlathuze Water emanates from the Directive under Section 63 of Water Services Act, Act 108 of 1997 signed by the Minister on the 3 Mar 22, wherein the Minister outlined the aim of intervention/ directive as a complete restoration of an effective water services function. uMhlathuze was invited and have not responded to DWS
	Hluhluwe	12 Apr 22: Non-compliance letter was sent to UKDM. 13 Jul 22: NC was hand delivered. Inspection was conducted on the 2 Dec 22. A Non-Compliance Notice dated 15 Feb 18 was issued, Pre-Directive dated 13 Jul 18 issued and Directive issued dated 14 Sep 18. Technical meetings between DWS and the UKDM (chaired by the DWS Director: Proto CMA) held on 22 Nov 2017, 22 Feb 2018, and 9 Apr 18. 22 Dec 22: Following a recent site inspection a Non-compliance to the Directive was issued. No formal response was received to date. On 11 Mar 23 Bilateral meeting request email was sent and UKDM indicated that they are under administration and suggested that DWS invites Umhlathuze Water to be part of this meeting.
	Ingwavuma-Mosvold	12 Apr 22: Non-compliance letter was sent to UKDM. 13 Jul 22: NC was hand delivered. Inspection was conducted on the 31 Oct 22. Directive dated 14 Sep 18 was issued. Follow up inspections conducted on 15 Oct 21, 22 Jun 22, 22 Nov 22 and 19 Jan 23 revealed that the WWTW was recently renovated and showed signs of improvement. On 11 Mar 23 Bilateral meeting request email was sent and UKDM indicated that they are under administration and that that DWS invites Umhlathuze Water to be part of this meeting. The involvement of Umhlathuze Water emanates from the Directive under Section 63 of Water Services Act, Act 108 of 1997 signed by the Minister on the 3 Mar 22, wherein the Minister outlined the aim of intervention/ directive as a complete restoration of an effective water services function. uMhlathuze was invited and have not responded to DWS.
	Mtubatuba	12 Apr 22: Non-compliance letter was sent to UKDM. 13 Jul 22: NC was hand delivered. Inspection was conducted on the 2 Dec 22. Engagements with the UKDM, in the form of two Non-Compliance Notices dated 15 Feb 18 and 23 Nov 21, Pre-Directive dated 13 Jul 18 and Directive issued dated 14 Sep 18. Follow-ups were done both telephonically and via emails dated 16 Sep 21 and 3 Mar 22. No response received to date. 20 Oct 22: Non-compliance Letter to Directive issued. No formal response received to date. On 11 Mar 23 Bilateral meeting request email was sent and UKDM indicated that they are under administration and that that DWS invites Umhlathuze Water to be part of this meeting. The involvement of Umhlathuze Water emanates from the Directive under Section 63 of Water Services Act, Act 108 of 1997 signed by the Minister on the 3 Mar 22, wherein the Minister outlined the aim of intervention/ directive as a complete restoration of an effective water services function. uMhlathuze was invited and have not responded to DWS.
	Hlabisa Hospital	12 Apr 22: Non-compliance letter was sent to UKDM. 13 Jul 22: NC was hand delivered. Inspection was conducted on the 11 Nov 22. Engagements with the UKDM, in the form of three Non-Compliance Notices dated 5 Jul 21, 23 Nov 21 and 22 Jun 22 were issued. Follow-up emails dated 16 Sep 21 and 3 Mar 22 were directed to the UKDM requesting a response on the matters addressed in the above-mentioned Non-Compliance Notices; however, to date there has been no formal response from the UKDM regarding the matters highlighted. 14 Feb 23: Pre-Directive was issued. No formal response was received. On 11 Mar 23 Bilateral meeting request email was sent and UKDM indicated that they are under administration and that that DWS invites Umhlathuze Water to be part of this meeting. The involvement of Umhlathuze Water emanates from the Directive under Section 63 of Water Services Act, Act 108 of 1997 signed by the Minister on the 3 Mar 22, wherein the Minister outlined the aim of intervention/ directive as a complete restoration of an effective water services function. uMhlathuze was invited and have not responded to DWS.
	Mseleni Hospital	Engagements with the UKDM, in the form of a Non-compliance Notice dated 15 Feb 18, Pre-Directive dated 13 Jul 18 and Directive issued dated 14 Sep 18. Co-operative Governance Technical Meetings between DWS and the UKDM (chaired by the DWS Director: Proto CMA) held on 22 Nov 17, 22 Feb 18, and 9 Apr 18. Subsequent follow-ups were done both telephonically and via emails, dated 16 Sep 21 and 3 Mar 22, which were directed to the UKDM requesting a response on the matters. 22 Dec 22: Non-compliance to the Directive was issued. No formal response was received.

Watch Area 2: IMPLEMENTATION - Securing of water services grants, funding, and appropriate resources to implement the CAP

None

Watch Area 3: INTERVENTION – Status and types of interventions by DWS

WSI Name	WWTW Names	Regulator's Compliance Monitoring and Enforcement Status	Action to follow and other comment
uMkhanyakude DM	St Lucia	Issued non-compliance letter (S9(4) or 10(4))	Technical inspections for uMkhanyakude DM WWTWs are scheduled for quarter 3 and 4 during 2023/2024 financial year. Quarterly forum meetings will be established with uMhlathuze water, COGTA, MISA and SALGA to improve the state of the WSA wastewater management.
	Bethesda-Ubombo	Issued NWA Directive	Issued NWA Directive
	Hluhluwe	Issued NWA Notice (Pre-directive)	Issued NWA Notice (Pre-directive)

WSI Name	WWTW Names	Regulator's Compliance Monitoring and Enforcement Status	Action to follow and other comment
	Ingwavuma-Mosvold	Issued NWA Directive	Issued NWA Directive
	Mtubatuba	Issued NWA Directive	Issued NWA Directive
	Hlabisa Hospital	Issued NWA Directive	Issued NWA Directive
	Mseleni Hospital	Issued NWA Notice (Pre-directive)	Issued NWA Notice (Pre-directive)

7.3 uMzinyathi District Municipality

The municipality was identified to have the following wastewater treatment systems in critical state and was advised by the Regulator to issue a Corrective Action Plans (CAPs) and ringfenced grant allocation to the identified systems. The following results were found following analysis of the CAPs and funds as submitted by the WSA during the period 1 April 2022 to 31 March 2023.

BASELINE:

WSI Name	WSI 2021 GD Score	WSI TSA Score	Total VROOM Cost	WWTW Names (<31% score)	WTWW 2021 GD Score
uMzinyathi DM	15%	74%	R10,833,000	Dundee	16.5%
				Nqutu Ponds	14.8%
				Pomeroy	22.9%
				Tugela Ferry	27.00%
				Greytown	7.3%

Watch Area 1: PLANNING - Corrective Action Plan to improve on the Green Drop Scores

WSI Name	WWTW Name	Compliance Letters Issued	WSA Requested Support to develop the CAP	DWS Schedule Engagement with Non-responsive WSIs	# CAPs recd by DWS	Date of CAPs receipt by DWS	CAP Implementation Status: Progress @ 31 March 2022	Quality of CAP
uMzinyathi DM	Dundee	Yes	Yes	12 Apr 22: Non-compliance letter was sent to uMzinyathi DM. No response was received. Email with IRIS registration forms was sent, and no response was received. A Pre-Directive was issued on 27 Nov 15. A follow up Non-compliance Letters was issued on 2 Mar 17, 15 Oct 18, 2 Jul 19 and 10 Nov 20. A Directive for all Umzinyathi DM WWTWS except Greytown and Kranskop was issued on the 1 May 21. A separate Directive was issued for Greytown on 12 Aug 22. A Non-Compliance Letter to the Directive was issued to Greytown on 28 Feb 23. A separate Directive for Kranskop 22 Jul 22. A Non-Compliance Letter to Directive was also issued for Kranskop on 15 Sep 22. On the 11 Mar 23, email requesting meeting was sent to Umzinyathi DM officials, and no response was received.	0	None	No Progress	NI
	Nqutu Ponds	Yes	Yes		0	None	No Progress	NI
	Pomeroy	Yes	Yes		0	None	No Progress	NI
	Tugela Ferry	Yes	Yes		0	None	No Progress	NI
	Greytown	Yes	Yes		0	None	No Progress	NI

Watch Area 2: IMPLEMENTATION - Securing of water services grants, funding, and appropriate resources to implement the CAP

None

Watch Area 3: INTERVENTION – Status and types of interventions by DWS

WSI Name	WWTW Names	Regulator's Compliance Monitoring and Enforcement Status	Action to follow and other comment
uMzinyathi DM	Dundee Nqutu Ponds Pomeroy Tugela Ferry Greytown	Issued non-compliance letter (S9(4) or 10(4))	Bilateral Regulation meeting and follow up technical inspections will be conducted in quarter 4 of 2023/24 financial year. Steering committee with MISA, COGTA, SALGA and WSA will be formed and report on progress quarterly.

7.4 Zululand District Municipality

The municipality was identified to have the following wastewater treatment systems in critical state and was advised by the Regulator to issue a Corrective Action Plans (CAPs) and ringfenced grant allocation to the identified systems. The following results were found following analysis of the CAPs and funds as submitted by the WSA during the period 1 April 2022 to 31 March 2023.

BASELINE:

WSI Name	WSI 2021 GD Score	WSI TSA Score	Total VROOM Cost	WWTW Names (<31% score)	WWTW 2021 GD Score
Zululand DM	14%	61%	R2,220,400	Vryheid-Klipfontein	2.00%
				Coronation	0.5%
				Cliffdale-Vrede	0.9%
				Mlokothwa	3.8%
				Nkongolwane	0.0%
				Enyathi	8.0%
				Hlobane	0.5%

Watch Area 1: PLANNING - Corrective Action Plan to improve on the Green Drop Scores

WSI Name	WWTW Name	Comp= liance Letters Issued	WSA Requested Support to develop the CAP	DWS Schedule Engagement with Non-responsive WSIs	# CAPs recd by DWS	Date of CAPs receipt by DWS	CAP Implementation Status: Progress @ 31 March 2022	Quality of CAP
Zululand DM	Vryheid-Klipfontein	Yes	Yes	12 Apr 22: Non-compliance letter was sent to Zululand DM. 22 Jun 22: Non-compliance was hand delivered. On 23 Mar 23 Regulatory Bilateral meeting request was sent and calls were made to follow up on the request, Zululand officials did not respond.	0	None	No Progress	NI
	Coronation	Yes	Yes		0	None	No Progress	NI
	Cliffdale-Vrede	Yes	Yes		0	None	No Progress	NI
	Mlokothwa	Yes	Yes		0	None	No Progress	NI
	Nkongolwane	Yes	Yes		0	None	No Progress	NI
	Enyathi	Yes	Yes		0	None	No Progress	NI
	Hlobane	Yes	Yes		0	None	No Progress	NI

Watch Area 2: IMPLEMENTATION - Securing of water services grants, funding, and appropriate resources to implement the CAP

None

Watch Area 3: INTERVENTION – Status and types of interventions by DWS

WSI Name	WWTW Names	Regulator's Compliance Monitoring and Enforcement Status	Action to follow and other comment
Zululand DM	Vryheid-Klipfontein	Issued non-compliance letter (S9(4) or 10(4))	Bilateral Regulation meeting and follow up technical inspections will be conducted in quarter 3 and 4. Zululand requested assistance to compile CAP, when the CAP template was forwarded, they did not respond. Steering committee with MISA, COGTA, SALGA and WSA will be formed and report on progress quarterly.
	Coronation		
	Cliffdale-Vrede		
	Mlokothwa		
	Nkongolwane		
	Enyathi		
	Hlobane		

8. LIMPOPO: MUNICIPAL WASTEWATER CORRECTIVE ACTION PLAN STATUS

Overview of critical wastewater systems

The GD 2022 report and the Limpopo provincial chapter identified 50 systems to be in a critical state, compared to 32 systems in 2013. Most of these critical systems are managed by Greater Sekhukhune, Mopani, Mogalakwena and Vhembe. The provincial Risk Ratio for treatment plants regressed significantly from 74.9% in 2013 to 84.7% in 2021. The most prominent risks were observed at a treatment level and pointed to WWTWs that exceeded their design capacity, dysfunctional processes (especially disinfection) and equipment, lack of flow measurement, as well as effluent and sludge non-compliance.

Table 35 - Limpopo 2021 Green Drop Summary

WSA Name	2013 GD Score (%)	2021 GD Score (%)	2021 Critical State (<31%)
Capricorn DM	60	39↓	Senwabarwana, Mogwadi
Modimolle-Mookgopong LM	48	33↓	Vaalwater-Mabatlane, Mookgophong Naboomspruit, Roedtan-Thusang
Mookgopong LM	46		
Greater Sekhukhune DM	40	33↓	Dennilton, Motetema, Roosenekal, Monsterlus-Hlogotlou, Elandkraal, Leeufontein-Mokganyak, Phokwane Ponds, Nebo, Mecklenburg-Moroke, Tubatse, Mapodile, Penge
Bela Bela LM	44	32↓	Pienaars Rivier, Radium
Mopani DM	37	32↓	Giyani, Ga-Kgapane, Senwamokgope, Phalaborwa, Namakgale, Lulekane, Lenyenye, Nkowankowa
Lephalale LM	56	32↓	Witpoort, Zongesien
Polokwane LM	65	31↓	Seshego, Mankweng
Mogalakwena LM	84	26↓	Mokopane Old&New, Mosadi Ponds, Rebone
Vhembe DM	12	24↑	13 of 14 plants
Thabazimbi LM	28	0↓	All 3 plants
Totals	-	-	50

Provincial Green Drop Analysis

The 100% response from the 10 municipalities audited during the 2021 Green Drop process demonstrated a firm commitment to wastewater services in the province. Local Government reforms resulted in the merging of Mookgopong LM and Modimolle LM into Modimolle-Mookgopong LM. Therefore 10 WSAs were audited in 2021 compared to the 11 WSAs in 2013. The analysis for the period 2009, 2011, 2013 and 2021, indicated that most of the system scores were in the 0-<31% (Critical state) category, with the 31-<50% (Poor Performance) being the next largest category. The most concerning finding was that 50 systems were in critical state (<31%) compared to 32 systems in this category in 2013.

Regulatory Enforcement

Wastewater systems which **failed to achieve the minimum Green Drop target of 31%, were placed under regulatory focus**. The Regulator required these municipalities to submit a detailed corrective action plan within 60 days from publishing of the Green Drop 2022 report. All 10 municipalities and 50 wastewater systems that received Green Drop scores below 31%, were placed under **regulatory surveillance**, in accordance with the Water Services Act (108 Of 1997). In addition, these municipalities were advised to ringfence water services grant allocation to rectify/restore wastewater collection and treatment shortcomings identified.

Table 36 - WWTWs with <31% Green Drop scores

WSA Name	2021 Municipal GD Score	WWTWs with <31% score
Capricorn DM	39%	Senwabarwana, Mogwadi
Modimolle-Mookgopong LM	33%	Vaalwater-Mabatlane, Mookgophong Naboomspruit, Roedtan-Thusang
Greater Sekhukhune DM	33%	Dennilton, Motetema, Roosenekal, Monsterlus-Hlogotlou, Elandkraal, Leeufontein-Mokganyak, Phokwane, Nebo, Mecklenburg-Moroke, Tubatse, Mapodile, Penge
Bela Bela LM	32%	Pienaars Rivier, Radium
Mopani DM	32%	Giyani, Ga-Kgapane, Senwamokgope, Phalaborwa, Namakgale, Lulekane, Lenyenye, Nkowankowa
Lephalale LM	32%	Witpoort, Zongesien
Polokwane LM	31%	Seshego, Mankweng
Mogalakwena LM	26%	Mokopane Old&New, Mosodi, Rebone

WSA Name	2021 Municipal GD Score	WWTWs with <31% score
Vhembe DM	24%	13 of 14 plants
Thabazimbi LM	0%	All 3 plants

The following municipalities and their associated wastewater treatment plants were found to be in high CRR risk positions, which means that some or all the risk indicators were in a precarious state, i.e. operational flow, technical capacity, and effluent quality. WWTWs in high risk and critical risk positions pose a serious risk to public health and the environment. The following municipalities were required to assess their risk contributors and develop corrective measures to mitigate these risks.

Table 37 - %CRR/CRR_{max} scores and WWTWs in critical and high-risk space

WSA Name	2021 Average CRR/CRR _{max} % deviation	WWTWs in critical and high-risk space	
		Critical Risk (90-100%CRR)	High Risk (70-<90%CRR)
Polokwane LM	70.4%		Polokwane, Seshego
Capricorn DM	75.1%		Alldays, Lebowakgomo, Mogwadi, Senwabarwana ponds
Bela Bela LM	76.6%		Pienaarsrivier, Radium
Mopani DM	82.3%	Lenyenyene, Namakgale, Phalaborwa, Senwamokgope	Ga-Kgapane, Giyani, Lulekane, Nkowankowa
Greater Sekhukhune DM	86.8%	Elandskraal, Leeufontein, Mapodile, Mecklenburg, Nebo, Penge, Tubatse ponds	Motetema, Phokwane, Roosenekraal, Dennilton, Groblersdal, Monsterlus, Steelpoort
Vhembe DM	87.2%	Mhinga ponds, Musina, Mutale ponds, Nancefield, Tshifulanani ponds, Vleifontein ponds, Vuwani ponds	Waterval, Biaba ponds, Makhado
Modimolle-Mookgophong LM	87.9%		All 5 plants
Lephalale LM	89.1%	Paarl	Witpoort, Zongesien
Thabazimbi LM	90.9%	Northam, Rooiberg	Thabazimbi
Mogalakwena LM	92.4%	Rebone, Mosodi	Mokopane Old & New

Regulator Enforcement Results as at 31 March 2023

Analyses of the Corrective Action Plans that were submitted by municipalities and its identified WWTWs in critical state, are summarised against the 3 Watch Areas.

BASELINE:

- Details of municipality and wastewater systems in critical state in 2022
- Municipal and System Green Drop score
- TSA score
- VROOM amount reported for the municipality to restore functionality.

Table 38 - 2021 Green Drop Baseline Summary

No.	WSI Name	WSI 2021 GD Score	WSI TSA Score	Total VROOM Cost	WWTW Names (<31% score)	WTWW 2021 GD Score
1	Capricorn DM	39%	48%	R24,092,000	Senwabarwana Mogwadi	30.6% 26.5%
2	Modimolle-Mookgopong LM	33%	26%	R46,800,000	Vaalwater-Mabatlane Mookgophong Naboomspruit Roedtan-Thusang	27.1% 29.5% 30.1%
3	Greater Sekhukhune DM	33%	62%	R55,173,000	Dennilton Motetema Roosenekal Monsterlus-Hlogotlou Elandkraal Leeufontein-Mokganyak Phokwane Nebo Mecklenburg-Moroke	19.8% 19.8% 16.9% 23.5% 19.8% 19.8% 20.1% 17.4% 17.4%

No.	WSI Name	WSI 2021 GD Score	WSI TSA Score	Total VROOM Cost	WWTW Names (<31% score)	WTTW 2021 GD Score
					Tubatse	17.4%
					Mapodile	13.7%
					Penge	19.3%
4	Bela Bela LM	32%	30%	R15,192,000	Pienaars Rivier	25.0%
5	Mopani DM	32%	21%	R11,904,000	Radium	21.3%
					Giyani	26.9%
					Ga-Kgapane	25.7%
					Senwamokgope	3.1%
					Phalaborwa	23.8%
					Namakgale	20.6%
					Lulekane	22.3%
					Lenyenye	11.4%
					Nkowankowa	25.9%
					Witpoort	24.3%
6	Lephalale LM	32%	27%	R15,515,000	Zongesien	19.7%
7	Polokwane LM	31%	15%	R68,832,000	Seshego	26.9%
8	Mogalakwena LM	26%	40%	R4,950,000	Mankweng	30.0%
					Mokopane Old&New	26.2%
9	Vhembe DM	24%	39%	R30,679,100	Masodi	25.1%
					Rebone	25.3%
					Rietvlei	29.5%
					Louis Trichardt-Makhado	16.6%
					Biaba-Dzanani Ponds (Makhado)	15.9%
					Hlanganani Ponds	0.0%
					Vleifontein Ponds	0.0%
					Vuwani Ponds	0.0%
					Waterval-Makhado	27.3%
					Mutale Ponds	0.0%
					Malameule	23.1%
					Tshifulananie Ponds	0.00%
					Mhinga	0.00%
					Musina	22.1%
Nancefield	20.6%					
10	Thabazimbi LM	0%	16%	R27,342,000	Thabazimbi	0.0%
					Northam	0.0%
					Rooiberg	0.0%
				R300,479,100	50	

All ten WSIs and 50 WWTWs received Green Drop scores below 31% and were placed under regulatory surveillance in accordance with the Water Services Act (108 Of 1997). The WSIs were required by the Regulator to submit a detailed corrective action plan within 60 days from the publishing of the Green Drop 2022 Report.

Watch Area 1: PLANNING - Corrective Action Plan to improve on the Green Drop Scores

- ◆ Compliance letter issued
- ◆ Acknowledgement of receipt by WSI
- ◆ WSI requested support or extension wrt development of CAP
- ◆ DWS schedule engagement with non-responsive WSIs
- ◆ CAP implementation status
- ◆ Quality of CAPs.

Table 39 - Summary of the Corrective Action Planning during 1 April 2022 to 31 March 2023

#	WSI Name	WWTW Name	WSA Requested Support to develop the CAP	DWS Schedule Engagement with Non-responsive WSIs	# CAPs recd by DWS	Date of CAPs receipt by DWS	CAP Implementation Status: Progress @ 31 March 2022	Quality of CAP
1	Capricorn DM	Senwabarwana	None	An initial meeting was held on 08/08/22 and a follow-up one on one meeting was held on the 04/10/ 22 to address the audit report and corrective actions	1	Yes, 15/06/22	No Progress	Very Poor
		Mogwadi	None		1		No Progress	Very Poor
2	Modimolle-Mookgopong LM	Vaalwater-Mabatlane	None	An initial meeting was held on 08/08/22 and follow up one on one working session meeting held on 08/11/22.	1	Yes, 8/02/23	No Progress	Moderate
		Mookgopong Naboomspruit	None		1		Planned	Moderate
		Roedtan-Thusang	None		1		No Progress	Moderate

#	WSI Name	WWTW Name	WSA Requested Support to develop the CAP	DWS Schedule Engagement with Non-responsive WSIs	# CAPs recd by DWS	Date of CAPs receipt by DWS	CAP Implementation Status: Progress @ 31 March 2022	Quality of CAP
3	Greater Sekhukhune DM	Dennilton	None	An initial meeting with the municipality was held on 22 July 22 to address the audit report, there after working session meeting was held on 08/08/22 and a follow-up one on one meeting was held on the 31/08/22	1	Yes, 09/12/22	No Progress	Poor
		Motetema	None		1		No Progress	Poor
		Roosenekal	None		1		No Progress	Poor
		Monsterlus-Hlogotlou	None		1		No Progress	Poor
		Elandkraal	None		1		No Progress	Poor
		Leeufontein-Mokganyak	None		1		No Progress	Poor
		Phokwane	None		1		No Progress	Poor
		Nebo	None		1		No Progress	Poor
		Mecklenburg-Moroke	None		1		No Progress	Poor
		Tubatse	None		1		No Progress	Poor
		Mapodile	None		1		No Progress	Poor
Penge	None	1	No Progress	Poor				
4	Bela Bela LM	Piensaars Rivier	None	An initial meeting was held on 08/08/22 and a follow-up one on one meeting was held 04/10/22 wherein the LM indicated Magalies and MISA will assist in developing the action plans	1	Yes, 7/02/23	Planned	Moderate
		Radium	None		1		Planned	Moderate
5	Mopani DM	Giyani	None	An initial meeting was held on 08/08/22 and follow up one on one working session meeting held on 11/10/22	1	Yes 15/12/22	No Progress	Poor
		Ga-Kgapane	None		1		No Progress	Poor
		Senwamokgope	None		1		No Progress	Poor
		Phalaborwa	None		1		No Progress	Poor
		Namakgale	None		1		No Progress	Poor
		Lulekane	None		1		No Progress	Poor
		Lenyenyene	None		1		No Progress	Poor
Nkowanokwa	None	1	No Progress	Poor				
6	Lephalale LM	Witpoort	None	An initial meeting was held on 08/08/22 and follow up one on one working session meeting held on 08/11/22.	1	Yes, 30/08/22	Planned	Poor
		Zongesien	None		1		Planned	Poor
7	Polokwane LM	Seshego	None	An initial meeting was held on 08/08/22 and follow up one on one working session meeting held on 04/10/22	1	Yes, 2/02/23	No Progress	Very Poor
		Mankweng	None		1		No Progress	Very Poor
8	Mogalakwena LM	Mokopane Old&New	None	An initial meeting was held on 08/08/22 and follow up one on one working session meeting held on 25/10/22	1	29/03/2023	No Progress	Moderate
		Masodi	None		1		No Progress	Moderate
		Rebone	None		1		No Progress	Moderate
9	Vhembe DM	Rietvlei	None	An initial meeting was held on 08/08/22 and follow up one on one working session meeting held on 12-13/10/22	1	Yes, 13/12/22	No Progress	Moderate
		Louis Trichardt-Makhado	None		1		No Progress	Moderate
		Biaba-Dzanani Ponds (Makhado)	None		1		No Progress	Moderate
		Hlanganani Ponds	None		1		No Progress	Moderate
		Vleifontein Ponds	None		1		No Progress	Moderate
		Vuwani Ponds	None		1		No Progress	Moderate
		Waterval-Makhado	None		1		No Progress	Moderate
		Mutale Ponds	None		1		No Progress	Moderate
		Malameule	None		1		No Progress	Moderate
		Tshifulananie Ponds	None		1		No Progress	Moderate
		Mhinga	None		1		No Progress	Moderate
Musina	None	1	No Progress	Moderate				
10	Thabazimbi LM	Nancefield	None	An initial meeting was held on 08/08/22 and follow up one on one working session meeting held on 16/11/22	1	Yes, 6/02/23	No Progress	Moderate
		Thabazimbi	None		1		No Progress	Moderate
		Northam	None		1		No Progress	Moderate
		Rooiberg	None		1		No Progress	Moderate
		50	0		50			

Of the 50 critical state systems, 50 compliance letters were issued to the WSIs and no WSIs requested support. 50 CAPs were received by DWS giving a 100% (50 of 50) response to the Regulatory response. No CAPs are currently being implemented so far with 5 being planned and no progress made yet for the other WSIs. The quality of the CAPs received by the DWS vary from moderate to very poor, with most of the CAPs considered as moderate and poor in quality (48 and 44% % respectively).

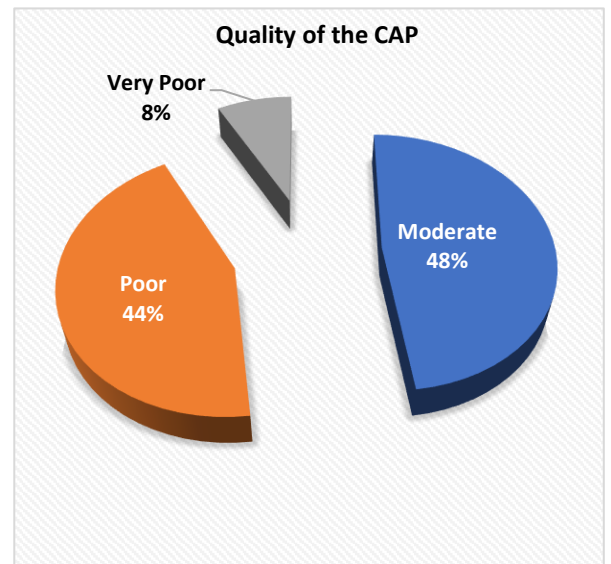
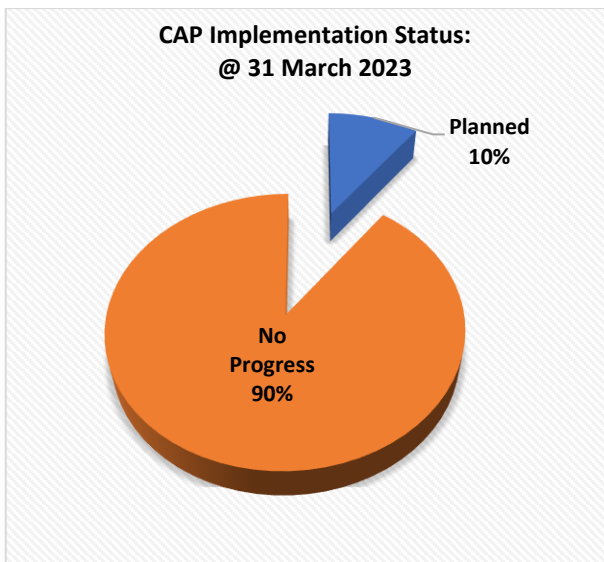


Figure 13 - LP Summary of CAP Implementation Status, and Quality of CAPs Received

Watch Area 2: IMPLEMENTATION - Securing of water services grants, funding, and appropriate resources to implement the CAP

- ◆ CAP implementation monitoring
- ◆ KPA areas targeted through CAP (KPA 1, 2, 3, 4, 5)
- ◆ Resources secured to implement CAP (funds, expertise, staff, none).

Table 40 - Summary of the Targeted KPAs and Resources to implement CAPs and effect turnaround

#	WSI Name	WWTW Names	CAP Implementation Monitoring	KPA Areas Targeted via CAP	Resources Secured/ Mobilised for CAP implementation, i.e. Turnaround of <31% GD % TSA
1	Capricorn DM	Senwabarwana Mogwadi	The implementation process is committed to start in September 2022 and end date of June 2023	KPA A: Capacity Management (15%) KPA B: Environmental Management (15%) KPA C: Financial Management (20%) KPA D: Technical Management (20%) KPA E: Effluent & Sludge Compliance (30%)	NI
2	Modimolle-Mookgopong LM	Vaalwater-Mabatlane Mookgophong Naboomspruit Roedtan-Thusang	Project to commence in April 2023 Refurbishment is underway Action plan not implemented	KPA A: Capacity Management (15%) KPA B: Environmental Management (15%) KPA C: Financial Management (20%) KPA D: Technical Management (20%) KPA E: Effluent & Sludge Compliance (30%)	Municipal budget allocated Other Municipal budget allocated
3	Greater Sekhukhune DM	Denniilton Motetema Roosenekal Monsterlus-Hlogotlou Elandkraal Leeufontein-Mokganyak Phokwane Nebo Mecklenburg-Moroke Tubatse Mapodile Penge	The implementation process is committed to start in April 2023 and end date of December 2023	KPA A: Capacity Management (15%) KPA B: Environmental Management (15%) KPA C: Financial Management (20%) KPA D: Technical Management (20%) KPA E: Effluent & Sludge Compliance (30%)	Municipal budget allocated
4	Bela Bela LM	Pienaars Rivier Radium	Implementation for the CAP has the end date of July 2023	KPA A: Capacity Management (15%) KPA B: Environmental Management (15%) KPA C: Financial Management (20%) KPA D: Technical Management (20%) KPA E: Effluent & Sludge Compliance (30%)	Municipal budget allocated Other
5	Mopani DM	Giyani Ga-Kgapane Senwamokgope Phalaborwa Namakgale Lulekane Lenyenye Nkowankowa	Implementation for the CAP has the end date of June 2023	KPA A: Capacity Management (15%) KPA B: Environmental Management (15%) KPA C: Financial Management (20%) KPA D: Technical Management (20%) KPA E: Effluent & Sludge Compliance (30%)	Municipal budget allocated

Table 41 - Summary of the Regulatory Interventions

#	WSI Name	WWTW Name	Regulator's Compliance Monitoring and Enforcement Status	Action to follow and other comment	Regulatory Comment by the REGIONAL HEAD
1	Capricorn DM	Senwabarwana	Issued NWA Notice (Pre-directive) Issued NWA Directive Action Plan Received	Action to follow: After assessment of the action plans, Inspection is schedule to monitor progress in the implementation and compliance to the issued Directive in April 2023 Other comments: Following platforms were also used to highlight non Implementation of GD corrective action plan: Session - 28 April 2022. Infrastructure Grant development workshop session 11-12 August 2022. An inspection was conducted on 18 May 2022 Capricorn Back to Basic 2 December 2022	To recommend that WSA should align Water Service project planning with the finding for Green Drop Audit report by committing 30% to WWTW infrastructure. Reactive and poor operation and maintenance of Wastewater system by WSA results to no attaining of Green drop certification, therefore we recommend that WSA to comply and implement O&M Plan. Intergovernmental Relation intervention to bring stability. Systemize the Corrective action plan into IRIS for proper monitoring and tracking progress for implementation. Development of Standard Operation Procedure for Water Service Regulation. Lack of capacity for Enforcement officials to ensure the implementation of the Enforcement Standard operation Procedure accordingly WSA to unshare the migration of Process Audit or Conditional assessment to Wastewater Risk abatement Plan. WSA to have the dedicated officials for administration of their Integrated Regulator Information System, WSA to address inadequate Operational Monitoring and compliance monitoring. Region Response by conducting Meeting as follow: The Region held the Limpopo Infrastructure Grant development workshop session. Back to Basics meeting. Participation at Municipal IPD session. One on One session with the municipalities regarding the
		Mogwadi	Issued NWA Notice (Pre-directive) Action Plan Received		
2	Modimolle-Mookgopong LM	Vaalwater-Mabatlane	Issued NWA Notice (Pre-directive) Issued NWA Directive Action Plan Received	Other Funding resources: WSIG and MIG Grants Action to follow: Inspection is schedule to monitor progress in the implementation and compliance of Directive in May 2023 Other comments: Following platforms were also used to highlight non-Implementation of GD corrective action plan - Waterberg District IDP session on 09/05/2022 Back to basic presentation on the 07/06/2022 and Limpopo HODs strategic session held from 26-27 January 2023	
		Mookgophong Naboomspruit	Issued NWA Notice (Pre-directive) Issued NWA Directive Action Plan Received		
		Roedtan-Thusang	Action Plan Received		
3	Greater Sekhukhune DM	Dennilton	Issued NWA Notice (Pre-directive) Issued NWA Directive Criminal charges laid (CAS 264/10/2022) Action Plan Received	A follow-Up inspection was conducted on 08 June 2022, and it was recommended that DWS institute a mandatory interdict for Sekhukhune District Municipality to comply with the issued directive for Dennilton WWTW. And a criminal case has been opened for offences such as Section 151(1)(d), (i) and (j)) of the NWA. Action to follow: After assessment of the action plans, Inspection is schedule to monitor progress in the implementation in April 2023 Other comments: Following platforms were used to highlight non submission and implementation of GD corrective action plan Back to basic session on the 06 June 2022 Infrastructure Grant development workshop session held from 11-12 August 2022	
		Motetema	Issued NWA Directive Action Plan Received		
		Roosenekal	Action Plan Received		
		Monsterlus-Hlogotlou	Action Plan Received		
		Elandkraal	Action Plan Received		
		Leeufontein-Mokganyak	Action Plan Received		
		Phokwane	Action Plan Received		
		Nebo	Issued NWA Directive Action Plan Received		
		Mecklenburg-Moroke	Action Plan Received		
		Tubatse	Action Plan Received		
		Mapodile	Action Plan Received		
		Penge	Action Plan Received		
		4	Bela Bela LM		Pienaars Rivier
Radium	Action Plan Received				
5	Mopani DM	Giyani	Issued NWA Notice (Pre-directive) Issued NWA Directive Action Plan Received	Action to follow: After assessment of the action plans, Inspection is schedule to monitor progress in the implementation in April 2023 Other comments: Following platforms were also used to highlight non Implementation of GD corrective action plan Back to basic presentation on and Limpopo HOD strategic session held on 26-27 Jan 2023	
		Ga-Kgapane	Issued NWA Notice (Pre-directive) Action Plan Received		
		Senwamokgope	Action Plan Received		
		Phalaborwa	Issued NWA Notice (Pre-directive) Action Plan Received		
		Namakgale	Issued NWA Notice (Pre-directive) Action Plan Received		
		Lulekane	Action Plan Received		
		Lenyenye	Issued NWA Notice (Pre-directive) Action Plan Received		
Nkowankowa	Issued NWA Directive Action Plan Received				

#	WSI Name	WWTW Name	Regulator's Compliance Monitoring and Enforcement Status	Action to follow and other comment	Regulatory Comment by the REGIONAL HEAD
6	Lephalale LM	Witpoort	Action Plan Received	Other Funding resources: WSIG and MIG Grants Action to follow: The received corrective action plan was assessed on the 17/03/2023 and WSA was requested to revise the CAP to the correct template and address all the KPA according to Green drop findings Inspection is schedule to monitor progress in the implementation and compliance to the issued Directive in April 2023 Other comments: Following platforms were also used to highlight non Implementation of GD corrective action plan - Waterberg District IDP session on 09/05/2022 Back to basic presentation on the 07/06/2022 Monitoring was conducted on 22 August 2022	development of Corrective action plan. Attending Strategic session for WSA.
		Zongesien	Issued NWA Notice (Pre-directive) Issued NWA Directive Action Plan Received		
7	Polokwane LM	Seshego	Issued NWA Notice (Pre-directive) Issued NWA Directive Action Plan Received	Other Funding resources: RBIG Action to follow: After assessment of the action plans, Inspection is schedule to monitor progress in the implementation in April 2023 Other comments: Following Plant Forms were used to highlight Non-Implementation Capricorn District Engagement Session - 28 April 2022 Capricorn Back to Basic 2 December 2022	
		Mankweng	Issued NWA Notice (Pre-directive) Issued NWA Directive Action Plan Received		
8	Mogalakwena LM	Mokopane Old&New	Issued NWA Notice (Pre-directive) Issued NWA Directive Criminal charges laid. (CAP 185/11/2022) Action Plan Received	Other Funding resources: WSIG and MIG Grants, Social labour plan Action to follow: After assessment of the action plans, Inspection is schedule to monitor progress in the implementation in April 2023 Other comments: Following platforms were also used to highlight non Implementation of GD corrective action plan - Waterberg District IDP session on 09/05/2022 Back to basic presentation on 07/06/2022 and Limpopo HOD strategic session held on 26-27 Jan 2023	
		Masodi	Issued NWA Notice (Pre-directive) Issued NWA Directive Action Plan Received		
		Rebone	Issued NWA Notice (Pre-directive) Issued NWA Directive Action Plan Received		
9	Vhembe DM	Rietvlei	Action Plan Received	Action to follow: Follow up compliance monitoring was don on the 08-10 March 2023 on issued license After assessment of the action plans, Inspection is schedule to monitor progress in the implementation in April 2023 Other comments: Presentation of the outcome of the green drop was made at the strategic planning for Vhembe District Municipality on 20-22/04/2022 and District strategic planning with the Office of the Premier on 26/04/2022	
		Louis Trichardt-Makhado	Issued NWA Notice (Pre-directive) Action Plan Received		
		Biaba-Dzanani Ponds (Makhado)	Issued NWA Notice (Pre-directive) Issued NWA Directive Action Plan Received		
		Hlanganani Ponds	Issued NWA Notice (Pre-directive) Action Plan Received		
		Vleifontein Ponds	Issued NWA Notice (Pre-directive) Issued NWA Directive Action Plan Received		
		Vuwani Ponds	Action Plan Received		
		Waterval-Makhado	Issued NWA Notice (Pre-directive) Issued NWA Directive Action Plan Received		
		Mutale Ponds	Issued NWA Notice (Pre-directive) Action Plan Received		
		Malameule	Issued NWA Notice (Pre-directive) Issued NWA Directive Action Plan Received		
		Tshifulananie Ponds	Action Plan Received		
		Mhinga	Issued NWA Notice (Pre-directive) Issued NWA Directive Action Plan Received		
		Musina	Issued NWA Directive Action Plan Received		
Nancefield	Issued NWA Directive Action Plan Received				

#	WSI Name	WWTW Name	Regulator's Compliance Monitoring and Enforcement Status	Action to follow and other comment	Regulatory Comment by the REGIONAL HEAD
10	Thabazimbi LM	Thabazimbi	Issued NWA Notice (Pre-directive) Issued NWA Directive Action Plan Received	Action to follow: After assessment of the action plans, Inspection is schedule to monitor progress in the implementation in April 2023 Other comments: Presentation on Green drop was made at the Bela Bela local Municipality for Waterberg District IDP session and Back to basic presentation on the 07/06/2022	
		Northam	Issued NWA Notice (Pre-directive) Issued NWA Directive Action Plan Received		
		Rooiberg	Action Plan Received		

From the table above, it can be observed that stringent regulatory action is taken by the DWS Regional Office, in summary:

- 31 out of 50 systems have received regulatory and enforcement actions, ranging from notices and directives issued, and criminal charges laid
- All the systems have active monitoring and actions to be followed by the Regional Office
- The key issues that concerns the Regional Head includes reactive and poor operation and maintenance of systems, lack of capacity for Enforcement officials to ensure the implementation of the Enforcement SOPs, accordingly, addressing the inadequate operational and compliance monitoring.

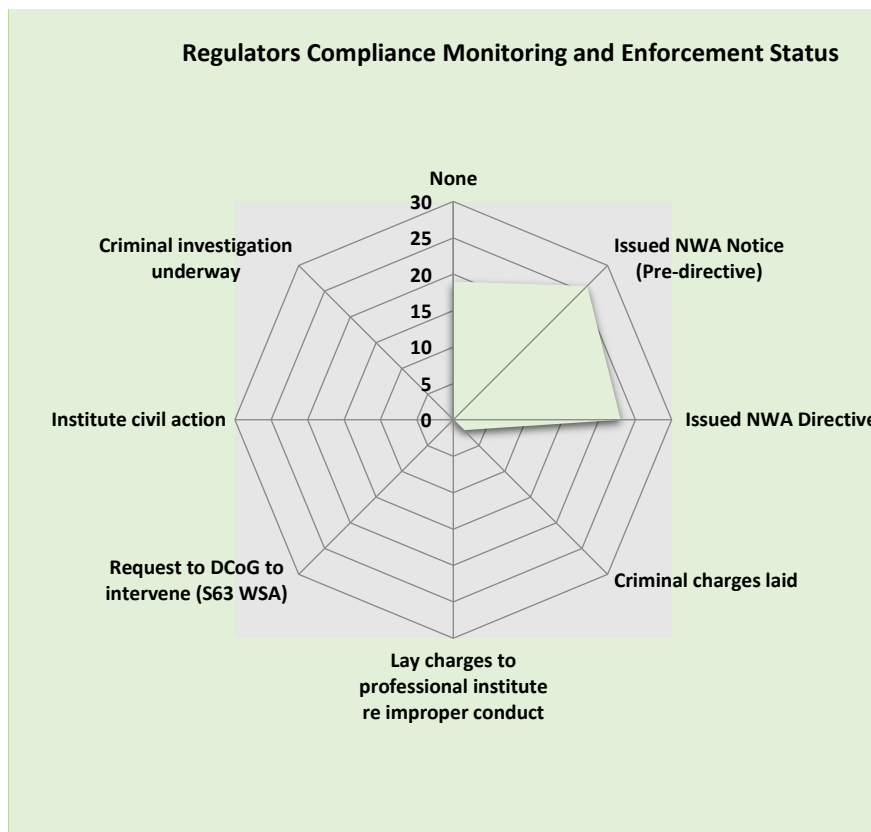


Figure 15 - Summary of Regulators Compliance Monitoring and Enforcement Status

8.1 Bela Bela Local Municipality

The municipality was identified to have the following wastewater treatment systems in critical state and was advised by the Regulator to issue a Corrective Action Plans (CAPs) and ringfenced grant allocation to the identified systems. The following results were found following analysis of the CAPs and funds as submitted by the WSA during the period 1 April 2022 to 31 March 2023.

BASELINE:

WSI Name	WSI 2021 GD Score	WSI TSA Score	Total VROOM Cost	WWTW Names (<31% score)	WWTW 2021 GD Score
Bela Bela LM	32%	30%	R15,192,000	Pienaars Rivier	25.0%
				Radium	21.3%

Watch Area 1: PLANNING - Corrective Action Plan to improve on the Green Drop Scores

WSI Name	WWTW Name	Compliance Letters Issued	WSA Requested Support to develop the CAP	DWS Schedule Engagement with Non-responsive WSIs	# CAPs recd by DWS	Date of CAPs receipt by DWS	CAP Implementation Status: Progress @ 31 March 2022	Quality of CAP
Bela Bela LM	Pienaars Rivier	Yes	None	An initial meeting was held on 08/08/22 and a follow-up one on one meeting was held 04/10/22 wherein the LM indicated Magalies and MISA will assist in developing the action plans	1	Yes, 7/02/23	Planned	Moderate
	Radium	Yes	None		1		Planned	Moderate

Watch Area 2: IMPLEMENTATION - Securing of water services grants, funding, and appropriate resources to implement the CAP

WSI Name	WWTW Name	CAP Implementation Monitoring	KPA Areas Targeted via CAP	Resources Secured/ Mobilised for CAP implementation, i.e. Turnaround of <31% GD % TSA
Bela Bela LM	Pienaars Rivier	Implementation for the CAP has the end date of July 2023	KPA A: Capacity Management (15%) KPA B: Environmental Management (15%) KPA C: Financial Management (20%) KPA D: Technical Management (20%) KPA E: Effluent & Sludge Compliance (30%)	Municipal budget allocated Other
	Radium			
	Musina			Municipal budget allocated Other
	Nancefield			

Watch Area 3: INTERVENTION – Status and types of interventions by DWS

WSI Name	WWTW Name	Regulator's Compliance Monitoring and Enforcement Status	Action to follow and other comment
Bela Bela LM	Pienaars Rivier	None	Other Funding resources: WSIG and MIG Grants. Action to follow: Inspection is schedule to monitor progress and the implementation in April 2023. Other comments: Following platforms were also used to highlight non-submission of GD corrective action plan - Waterberg District IDP session on 09/05/2022 and Back to basic presentation on the 07/06/2022
	Radium	None	

8.2 Capricorn District Municipality

The municipality was identified to have the following wastewater treatment systems in critical state and was advised by the Regulator to issue a Corrective Action Plans (CAPs) and ringfenced grant allocation to the identified systems. The following results were found following analysis of the CAPs and funds as submitted by the WSA during the period 1 April 2022 to 31 March 2023.

BASELINE:

WSI Name	WSI 2021 GD Score	WSI TSA Score	Total VROOM Cost	WWTW Names (<31% score)	WWTW 2021 GD Score
Capricorn DM	39%	48%	R24,092,000	Senwabarwana	30.6%
				Mogwadi	26.5%

Watch Area 1: PLANNING - Corrective Action Plan to improve on the Green Drop Scores

WSI Name	WWTW Name	Compliance Letters Issued	WSA Requested Support to develop the CAP	DWS Schedule Engagement with Non-responsive WSIs	# CAPs recd by DWS	Date of CAPs receipt by DWS	CAP Implementation Status: Progress @ 31 March 2022	Quality of CAP
Capricorn DM	Senwabarwana	Yes	None	An initial meeting was held on 08/08/22 and a follow-up one on one meeting was held on the	1	Yes, 15/06/22	No Progress	Very Poor
	Mogwadi	Yes	None		1		No Progress	Very Poor

WSI Name	WWTW Name	Comp= liance Letters Issued	WSA Requested Support to develop the CAP	DWS Schedule Engagement with Non-responsive WSIs	# CAPs recd by DWS	Date of CAPs receipt by DWS	CAP Implementation Status: Progress @ 31 March 2022	Quality of CAP
				04/10/ 22 to address the audit report and corrective actions				

Watch Area 2: IMPLEMENTATION - Securing of water services grants, funding, and appropriate resources to implement the CAP

WSI Name	WWTW Name	CAP Implementation Monitoring	KPA Areas Targeted via CAP	Resources Secured/ Mobilised for CAP implementation, i.e. Turnaround of <31% GD % TSA
Capricorn DM	Senwabarwana Mogwadi	The implementation process is committed to start in September 2022 and end date of June 2023	KPA A: Capacity Management (15%) KPA B: Environmental Management (15%) KPA C: Financial Management (20%) KPA D: Technical Management (20%) KPA E: Effluent & Sludge Compliance (30%)	NI

Watch Area 3: INTERVENTION – Status and types of interventions by DWS

WSI Name	WWTW Name	Regulator’s Compliance Monitoring and Enforcement Status	Action to follow and other comment
Capricorn DM	Senwabarwana Mogwadi	Issued NWA Notice (Pre-directive) Issued NWA Directive Issued NWA Notice (Pre-directive)	Action to follow: After assessment of the action plans, Inspection is schedule to monitor progress in the implementation and compliance to the issued Directive in April 2023. Other comments: Following platforms were also used to highlight non Implementation of GD corrective action plan: Session - 28 April 2022. Infrastructure Grant development workshop session 11-12 August 2022. An inspection was conducted in 18 May 2022. Capricorn Back to Basic 2 Dec 2022

8.3 Greater Sekhukhune District Municipality

The municipality was identified to have the following wastewater treatment systems in critical state and was advised by the Regulator to issue a Corrective Action Plans (CAPs) and ringfenced grant allocation to the identified systems. The following results were found following analysis of the CAPs and funds as submitted by the WSA during the period 1 April 2022 to 31 March 2023.

BASELINE:

WSI Name	WSI 2021 GD Score	WSI TSA Score	Total VROOM Cost	WWTW Names (<31% score)	WTWW 2021 GD Score
Greater Sekhukhune DM	33%	62%	R55,173,000	Dennilton Motetema Roosenekal Monsterlus-Hlogotlou Elandkraal Leeufontein-Mokganyak Phokwane Nebo Mecklenburg-Moroke Tubatse Mapodile Penge	19.8% 19.8% 16.9% 23.5% 19.8% 19.8% 20.1% 17.4% 17.4% 17.4% 13.7% 19.3%

Watch Area 1: PLANNING - Corrective Action Plan to improve on the Green Drop Scores

WSI Name	WWTW Name	Comp= liance Letters Issued	WSA Requested Support or Extension to develop the CAP	DWS Schedule Engagement with Non-responsive WSIs	# CAPs recd by DWS	Date of CAPs receipt by DWS	CAP Implementation Status: Progress @ 31 March 2022	Quality of CAP
Greater Sekhukhune DM	Dennilton	Yes	None	An initial meeting with the municipality was held on 22 July 22 to address the audit report, there after working session meeting was held on 08/08/22 and a follow-up one on one meeting was held on the 31/08/22	1	Yes, 09/12/22	No Progress	Poor
	Motetema	Yes	None		1		No Progress	Poor
	Roosenekal	Yes	None		1		No Progress	Poor
	Monsterlus-Hlogotlou	Yes	None		1		No Progress	Poor
	Elandkraal	Yes	None		1		No Progress	Poor
	Leeufontein-Mokganyak	Yes	None		1		No Progress	Poor
	Phokwane	Yes	None		1		No Progress	Poor
	Nebo	Yes	None		1		No Progress	Poor
Mecklenburg-Moroke	Yes	None	1	No Progress	Poor			

WSI Name	WWTW Name	Comp=liance Letters Issued	WSA Requested Support or Extension to develop the CAP	DWS Schedule Engagement with Non-responsive WSIs	# CAPs recd by DWS	Date of CAPs receipt by DWS	CAP Implementation Status: Progress @ 31 March 2022	Quality of CAP
	Tubatse	Yes	None		1		No Progress	Poor
	Mapodile	Yes	None		1		No Progress	Poor
	Penge	Yes	None		1		No Progress	Poor

Watch Area 2: IMPLEMENTATION - Securing of water services grants, funding, and appropriate resources to implement the CAP

WSI Name	WWTW Name	CAP Implementation Monitoring	KPA Areas Targeted via CAP	Resources Secured/ Mobilised for CAP implementation, i.e. Turnaround of <31% GD % TSA
Greater Sekhukhune DM	Dennilton	The implementation process is committed to start in April 2023 and end date of December 2023	KPA A: Capacity Management (15%) KPA B: Environmental Management (15%) KPA C: Financial Management (20%) KPA D: Technical Management (20%) KPA E: Effluent & Sludge Compliance (30%)	Municipal budget allocated
	Motetema			
	Roosenekal			
	Monsterlus-Hlogotlou			
	Elandkraal			
	Leeufontein-Mokganyak			
	Phokwane			
	Nebo			
	Mecklenburg-Moroke			
	Tubatse			
Mapodile				
Penge				

Watch Area 3: INTERVENTION – Status and types of interventions by DWS

WSI Name	WWTW Name	Regulator's Compliance Monitoring and Enforcement Status	Action to follow and other comment
Greater Sekhukhune DM	Dennilton	Issued NWA Notice (Pre-directive); Issued NWA Directive; Criminal charges laid	Action to follow: After assessment of the action plans, Inspection is schedule to monitor progress in the implementation in April 2023 Other comments: Following platforms were used to highlight non submission and implementation of GD corrective action plan Back to basic session on the 06 June 2022 Infrastructure Grant development workshop session held from 11-12 August 2022
	Motetema	Issued NWA Directive	
	Roosenekal	None	
	Monsterlus-Hlogotlou	None	
	Elandkraal	None	
	Leeufontein-Mokganyak	None	
	Phokwane	None	
	Nebo	Issued NWA Directive	
	Mecklenburg-Moroke	None	
	Tubatse	None	
Mapodile	None		
Penge	None		

8.4 Lephalale Local Municipality

The municipality was identified to have the following wastewater treatment systems in critical state and was advised by the Regulator to issue a Corrective Action Plans (CAPs) and ringfenced grant allocation to the identified systems. The following results were found following analysis of the CAPs and funds as submitted by the WSA during the period 1 April 2022 to 31 March 2023.

BASELINE:

WSI Name	WSI 2021 GD Score	WSI TSA Score	Total VROOM Cost	WWTW Names (<31% score)	WTWW 2021 GD Score
Lephalale LM	32%	27%	R15,515,000	Witpoort Zongesien	24.3% 19.7%

Watch Area 1: PLANNING - Corrective Action Plan to improve on the Green Drop Scores

WSI Name	WWTW Name	Comp=liance Letters Issued	WSA Requested Support or Extension to develop the CAP	DWS Schedule Engagement with Non-responsive WSIs	# CAPs recd by DWS	Date of CAPs receipt by DWS	CAP Implementation Status: Progress @ 31 March 2022	Quality of CAP
Greater Sekhukhune DM	Dennilton	Yes	None	An initial meeting with the municipality was held on 22 July 22 to address the audit report, there after working session meeting was held on 08/08/22 and a follow-up one	1	Yes, 09/12/22	No Progress	Poor
	Motetema	Yes	None		1		No Progress	Poor
	Roosenekal	Yes	None		1		No Progress	Poor
	Monsterlus-Hlogotlou	Yes	None		1		No Progress	Poor
	Elandkraal	Yes	None		1		No Progress	Poor

WSI Name	WWTW Name	Comp= liance Letters Issued	WSA Requested Support or Extension to develop the CAP	DWS Schedule Engagement with Non-responsive WSIs	# CAPs recd by DWS	Date of CAPs receipt by DWS	CAP Implementation Status: Progress @ 31 March 2022	Quality of CAP
	Leeufontein-Mokganyak	Yes	None	on one meeting was held on the 31/08/22	1		No Progress	Poor
	Phokwane	Yes	None		1		No Progress	Poor
	Nebo	Yes	None		1		No Progress	Poor
	Mecklenburg-Moroke	Yes	None		1		No Progress	Poor
	Tubatse	Yes	None		1		No Progress	Poor
	Mapodile	Yes	None		1		No Progress	Poor
	Penge	Yes	None		1		No Progress	Poor

Watch Area 2: IMPLEMENTATION - Securing of water services grants, funding, and appropriate resources to implement the CAP

WSI Name	WWTW Name	CAP Implementation Monitoring	KPA Areas Targeted via CAP	Resources Secured/ Mobilised for CAP implementation, i.e. Turnaround of <31% GD % TSA
Lephalale LM	Witpoort	Action plan is under implementation	KPA A: Capacity Management (15%) KPA B: Environmental Management (15%) KPA C: Financial Management (20%) KPA D: Technical Management (20%) KPA E: Effluent & Sludge Compliance (30%)	Municipal budget allocated Other
	Zongesien	None		

Watch Area 3: INTERVENTION – Status and types of interventions by DWS

WSI Name	WWTW Name	Regulator's Compliance Monitoring and Enforcement Status	Action to follow and other comment
Lephalale LM	Witpoort	None	Other Funding resources: WSIG and MIG Grants. Action to follow: The received corrective action plan was assessed on the 17/03/2023 and WSA was requested to revise the CAP to the correct template and address all the KPA according to Green drop findings. Inspection is schedule to monitor progress in the implementation and compliance to the issued Directive in April 2023. Other comments: Following platforms were also used to highlight non Implementation of GD corrective action plan - Waterberg District IDP session on 09/05/2022. Back to basic presentation on the 07/06/2022. Monitoring was conducted on 22 August 2022
	Zongesien	Issued NWA Notice (Pre-directive) Issued NWA Directive	

8.5 Modimolle-Mookgopong Local Municipality

The municipality was identified to have the following wastewater treatment systems in critical state and was advised by the Regulator to issue a Corrective Action Plans (CAPs) and ringfenced grant allocation to the identified systems. The following results were found following analysis of the CAPs and funds as submitted by the WSA during the period 1 April 2022 to 31 March 2023.

BASELINE:

WSI Name	WSI 2021 GD Score	WSI TSA Score	Total VROOM Cost	WWTW Names (<31% score)	WTTW 2021 GD Score
Modimolle-Mookgopong LM	33%	26%	R46,800,000	Vaalwater-Mabatlane	27.1%
				Mookgopong Naboomspruit	29.5%
				Roedtan-Thusang	30.1%

Watch Area 1: PLANNING - Corrective Action Plan to improve on the Green Drop Scores

WSI Name	WWTW Name	Comp= liance Letters Issued	WSA Requested Support or Extension to develop the CAP	DWS Schedule Engagement with Non-responsive WSIs	# CAPs recd by DWS	Date of CAPs receipt by DWS	CAP Implementation Status: Progress @ 31 March 2022	Quality of CAP
Modimolle-Mookgopong LM	Vaalwater-Mabatlane	Yes	None	An initial meeting was held on 08/08/22 and follow up one on one working session meeting held on 08/11/22.	1	Yes, 8/02/23	No Progress	Moderate
	Mookgopong Naboomspruit	Yes	None		1		Planned	Moderate
	Roedtan-Thusang	Yes	None		1		No Progress	Moderate

Watch Area 2: IMPLEMENTATION - Securing of water services grants, funding, and appropriate resources to implement the CAP

WSI Name	WWTW Name	CAP Implementation Monitoring	KPA Areas Targeted via CAP	Resources Secured/ Mobilised for CAP implementation, i.e. Turnaround of <31% GD % TSA
	Vaalwater-Mabatlane	Project to commence in April 2023	KPA A: Capacity Management (15%) KPA B: Environmental Management (15%)	Municipal budget allocated Other

WSI Name	WWTW Name	CAP Implementation Monitoring	KPA Areas Targeted via CAP	Resources Secured/ Mobilised for CAP implementation, i.e. Turnaround of <31% GD % TSA
Modimolle-Mookgopong LM	Mookgopong Naboomspruit	Refurbishment is underway	KPA C: Financial Management (20%) KPA D: Technical Management (20%)	Municipal budget allocated
	Roedtan-Thusang	Action plan not implemented	KPA E: Effluent & Sludge Compliance (30%)	

Watch Area 3: INTERVENTION – Status and types of interventions by DWS

WSI Name	WWTW Name	Regulator's Compliance Monitoring and Enforcement Status	Action to follow and other comment
Modimolle-Mookgopong LM	Vaalwater-Mabatlane	Issued NWA Notice (Pre-directive) Issued NWA Directive	Other Funding resources: WSIG and MIG Grants. Action to follow: Inspection is schedule to monitor progress in the implementation and compliance of Directive in May 2023. Other comments: Following platforms were also used to highlight non Implementation of GD corrective action plan - Waterberg District IDP session on 09/05/2022. Back to basic presentation on the 07/06/2022 and Limpopo HODs strategic session held from 26-27 Jan 2023
	Mookgopong Naboomspruit	Issued NWA Notice (Pre-directive) Issued NWA Directive	
	Roedtan-Thusang	None	

8.6 Mogalakwena Local Municipality

The municipality was identified to have the following wastewater treatment systems in critical state and was advised by the Regulator to issue a Corrective Action Plans (CAPs) and ringfenced grant allocation to the identified systems. The following results were found following analysis of the CAPs and funds as submitted by the WSA during the period 1 April 2022 to 31 March 2023.

BASELINE:

WSI Name	WSI 2021 GD Score	WSI TSA Score	Total VROOM Cost	WWTW Names (<31% score)	WTTW 2021 GD Score
Mogalakwena LM	26%	40%	R4,950,000	Mokopane Old&New	26.2%
				Masodi	25.1%
				Rebone	25.3%

Watch Area 1: PLANNING - Corrective Action Plan to improve on the Green Drop Scores

WSI Name	WWTW Name	Comp= liance Letters Issued	WSA Requested Support to develop the CAP	DWS Schedule Engagement with Non-responsive WSIs	# CAPs recd by DWS	Date of CAPs receipt by DWS	CAP Implementation Status: Progress @ 31 March 2022	Quality of CAP
Mogalakwena LM	Mokopane Old&New	Yes	None	An initial meeting was held on 08/08/22 and follow up one on one working session meeting held on 25/10/22	1	29/03/2023	No Progress	Moderate
	Masodi	Yes	None		1		No Progress	Moderate
	Rebone	Yes	None		1		No Progress	Moderate

Watch Area 2: IMPLEMENTATION - Securing of water services grants, funding, and appropriate resources to implement the CAP

WSI Name	WWTW Names	CAP Implementation Monitoring	KPA Areas Targeted via CAP	Resources Secured/ Mobilised for CAP implementation, i.e. Turnaround of <31% GD % TSA
Mogalakwena LM	Mokopane Old&New	The implementation process is committed to start in June 2023 and end date of June 2024	KPA A: Capacity Management (15%) KPA B: Environmental Management (15%) KPA C: Financial Management (20%) KPA D: Technical Management (20%) KPA E: Effluent & Sludge Compliance (30%)	Municipal budget allocated Other
	Masodi			
	Rebone			

Watch Area 3: INTERVENTION – Status and types of interventions by DWS

WSI Name	WWTW Name	Regulator's Compliance Monitoring and Enforcement Status	Action to follow and other comment
Mogalakwena LM	Mokopane Old&New	Issued NWA Notice (Pre-directive) Issued NWA Directive Criminal charges laid (CAS 185/11/2022)	Other Funding resources: WSIG and MIG Grants, Social labour plan Action to follow: After assessment of the action plans, Inspection is schedule to monitor progress in the implementation in April 2023. Other comments: Following platforms were also used to highlight non Implementation of GD corrective action plan - Waterberg District IDP session on 09/05/2022 Back to basic presentation on 07/06/2022 and Limpopo HOD strategic session held on 26-27 Jan 2023
	Masodi	Issued NWA Notice (Pre-directive) Issued NWA Directive	
	Rebone	Issued NWA Notice (Pre-directive) Issued NWA Directive	

8.7 Mopani District Municipality

The municipality was identified to have the following wastewater treatment systems in critical state and was advised by the Regulator to issue a Corrective Action Plans (CAPs) and ringfenced grant allocation to the identified systems. The following results were found following analysis of the CAPs and funds as submitted by the WSA during the period 1 April 2022 to 31 March 2023.

BASELINE:

WSI Name	WSI 2021 GD Score	WSI TSA Score	Total VROOM Cost	WWTW Names (<31% score)	WWTW 2021 GD Score
Mopani DM	32%	21%	R11,904,000	Giyani	26.9%
				Ga-Kgapane	25.7%
				Senwamokgope	3.1%
				Phalaborwa	23.8%
				Namakgale	20.6%
				Lulekane	22.3%
				Lenyenye	11.4%
Nkowankowa	25.9%				

Watch Area 1: PLANNING - Corrective Action Plan to improve on the Green Drop Scores

WSI Name	WWTW Name	Compliance Letters Issued	WSA Requested Support to develop the CAP	DWS Schedule Engagement with Non-responsive WSIs	# CAPs recd by DWS	Date of CAPs receipt by DWS	CAP Implementation Status: Progress @ 31 March 2022	Quality of CAP
Mopani DM	Giyani	Yes	None	An initial meeting was held on 08/08/22 and follow up one on one working session meeting held on 11/10/22	1	Yes 15/12/22	No Progress	Poor
	Ga-Kgapane	Yes	None		1		No Progress	Poor
	Senwamokgope	Yes	None		1		No Progress	Poor
	Phalaborwa	Yes	None		1		No Progress	Poor
	Namakgale	Yes	None		1		No Progress	Poor
	Lulekane	Yes	None		1		No Progress	Poor
	Lenyenye	Yes	None		1		No Progress	Poor
	Nkowankowa	Yes	None		1		No Progress	Poor

Watch Area 2: IMPLEMENTATION - Securing of water services grants, funding, and appropriate resources to implement the CAP

WSI Name	WWTW Names	CAP Implementation Monitoring	KPA Areas Targeted via CAP	Resources Secured/ Mobilised for CAP implementation, i.e. Turnaround of <31% GD % TSA
Mopani DM	Giyani Ga-Kgapane Senwamokgope Phalaborwa Namakgale Lulekane Lenyenye Nkowankowa	Implementation for the CAP has the end date of June 2023	KPA A: Capacity Management (15%) KPA B: Environmental Management (15%) KPA C: Financial Management (20%) KPA D: Technical Management (20%) KPA E: Effluent & Sludge Compliance (30%)	Municipal budget allocated

Watch Area 3: INTERVENTION – Status and types of interventions by DWS

WSI Name	WWTW Name	Regulator's Compliance Monitoring and Enforcement Status	Action to follow and other comment
Mopani DM	Giyani	Issued NWA Notice (Pre-directive); Issued NWA Directive	Action to follow: After assessment of the action plans, Inspection is schedule to monitor progress in the implementation in April 2023. Other comments: Following platforms were also used to highlight non Implementation of GD corrective action plan. Back to basic presentation on and Limpopo HOD strategic session held on 26-27 Jan 2023
	Ga-Kgapane	Issued NWA Notice (Pre-directive)	
	Senwamokgope	None	
	Phalaborwa	Issued NWA Notice (Pre-directive)	
	Namakgale	Issued NWA Notice (Pre-directive)	
	Lulekane	None	
	Lenyenye	Issued NWA Notice (Pre-directive)	
	Nkowankowa	Issued NWA Directive	

8.8 Polokwane Local Municipality

The municipality was identified to have the following wastewater treatment systems in critical state and was advised by the Regulator to issue a Corrective Action Plans (CAPs) and ringfenced grant allocation to the identified systems. The following results were found following analysis of the CAPs and funds as submitted by the WSA during the period 1 April 2022 to 31 March 2023.

BASELINE:

WSI Name	WSI 2021 GD Score	WSI TSA Score	Total VROOM Cost	WWTW Names (<31% score)	WTTW 2021 GD Score
Polokwane LM	31%	15%	R68,832,000	Seshego	26.9%
				Mankweng	30.0%

Watch Area 1: PLANNING - Corrective Action Plan to improve on the Green Drop Scores

WSI Name	WTTW Name	Compliance Letters Issued	WSA Requested Support to develop the CAP	DWS Schedule Engagement with Non-responsive WSIs	# CAPs recd by DWS	Date of CAPs receipt by DWS	CAP Implementation Status: Progress @ 31 March 2022	Quality of CAP
Polokwane LM	Seshego	Yes	None	An initial meeting was held on 08/08/22 and follow up one on one working session meeting held on 04/10/22	1	Yes, 2/02/23	No Progress	Very Poor
	Mankweng	Yes	None		1		No Progress	Very Poor

Watch Area 2: IMPLEMENTATION - Securing of water services grants, funding, and appropriate resources to implement the CAP

WSI Name	WTTW Names	CAP Implementation Monitoring	KPA Areas Targeted via CAP	Resources Secured/ Mobilised for CAP implementation, i.e. Turnaround of <31% GD % TSA
Polokwane LM	Seshego	The implementation process is committed to start in July 2022 and end date of June 2027	KPA A: Capacity Management (15%) KPA B: Environmental Management (15%) KPA C: Financial Management (20%) KPA D: Technical Management (20%) KPA E: Effluent & Sludge Compliance (30%)	Municipal budget allocated Other
	Mankweng			

Watch Area 3: INTERVENTION – Status and types of interventions by DWS

WSI Name	WTTW Name	Regulator's Compliance Monitoring and Enforcement Status	Action to follow and other comment
Polokwane LM	Seshego	Issued NWA Notice (Pre-directive) Issued NWA Directive	Other Funding resources: RBIG. Action to follow: After assessment of the action plans, Inspection is schedule to monitor progress in the implementation in April 2023. Other comments: Following Plant Forms were used to highlight Non-Implementation Capricorn District Engagement Session - 28 April 2022 Capricorn Back to Basic 2 December 2022
	Mankweng	Issued NWA Notice (Pre-directive) Issued NWA Directive	

8.9 Thabazimbi Local Municipality

The municipality was identified to have the following wastewater treatment systems in critical state and was advised by the Regulator to issue a Corrective Action Plans (CAPs) and ringfenced grant allocation to the identified systems. The following results were found following analysis of the CAPs and funds as submitted by the WSA during the period 1 April 2022 to 31 March 2023.

BASELINE:

WSI Name	WSI 2021 GD Score	WSI TSA Score	Total VROOM Cost	WTTW Names (<31% score)	WTTW 2021 GD Score
Thabazimbi LM	0%	16%	R27,342,000	Thabazimbi	0.0%
				Northam	0.0%
				Rooiberg	0.0%

Watch Area 1: PLANNING - Corrective Action Plan to improve on the Green Drop Scores

WSI Name	WTTW Name	Comp= liance Letters Issued	WSA Requested Support to develop the CAP	DWS Schedule Engagement with Non-responsive WSIs	# CAPs recd by DWS	Date of CAPs receipt by DWS	CAP Implementation Status: Progress @ 31 March 2022	Quality of CAP
Thabazimbi LM	Thabazimbi	Yes	None	An initial meeting was held on 08/08/22 and follow up one on one working session meeting held on 16/11/22	1	Yes, 6/02/23	No Progress	Moderate
	Northam	Yes	None		1		No Progress	Moderate
	Rooiberg	Yes	None		1		No Progress	Moderate

Watch Area 2: IMPLEMENTATION - Securing of water services grants, funding, and appropriate resources to implement the CAP

WSI Name	WTTW Names	CAP Implementation Monitoring	KPA Areas Targeted via CAP	Resources Secured/ Mobilised for CAP implementation, i.e. Turnaround of <31% GD % TSA
	Thabazimbi			Municipal budget allocated

WSI Name	WWTW Names	CAP Implementation Monitoring	KPA Areas Targeted via CAP	Resources Secured/ Mobilised for CAP implementation, i.e. Turnaround of <31% GD % TSA
Thabazimbi LM	Northam	The implementation process is committed to start in 2023/24 to 2024/25	KPA A: Capacity Management (15%) KPA B: Environmental Management (15%) KPA C: Financial Management (20%) KPA D: Technical Management (20%) KPA E: Effluent & Sludge Compliance (30%)	Municipal budget allocated Other
	Rooiberg			

Watch Area 3: INTERVENTION – Status and types of interventions by DWS

WSI Name	WWTW Name	Regulator's Compliance Monitoring and Enforcement Status	Action to follow and other comment
Thabazimbi LM	Thabazimbi	Issued NWA Notice (Pre-directive) Issued NWA Directive	Action to follow: After assessment of the action plans, Inspection is schedule to monitor progress in the implementation in April 2023. Other comments: Presentation on Green drop was made at the Bela Bela local Municipality for Waterberg District IDP session and Back to basic presentation on the 07/06/2022
	Northam	Issued NWA Notice (Pre-directive) Issued NWA Directive	
	Rooiberg	None	

8.10 Vhembe District Municipality

The municipality was identified to have the following wastewater treatment systems in critical state and was advised by the Regulator to issue a Corrective Action Plans (CAPs) and ringfenced grant allocation to the identified systems. The following results were found following analysis of the CAPs and funds as submitted by the WSA during the period 1 April 2022 to 31 March 2023.

BASELINE:

WSI Name	WSI 2021 GD Score	WSI TSA Score	Total VROOM Cost	WWTW Names (<31% score)	WTWW 2021 GD Score
Vhembe DM	24%	39%	R30,679,100	Rietvlei	29.5%
				Louis Trichardt-Makhado	16.6%
				Biaba-Dzanani Ponds (Makhado)	15.9%
				Hlanganani Ponds	0.0%
				Vleifontein Ponds	0.0%
				Vuwani Ponds	0.0%
				Waterval-Makhado	27.3%
				Mutale Ponds	0.0%
				Malameule	23.1%
				Tshifulananie Ponds	0.00%
				Mhinga	0.00%
				Musina	22.1%
Nancefield	20.6%				

Watch Area 1: PLANNING - Corrective Action Plan to improve on the Green Drop Scores

WSI Name	WWTW Name	Comp= liance Letters Issued	WSA Requested Support to develop the CAP	DWS Schedule Engagement with Non-responsive WSIs	# CAPs recd by DWS	Date of CAPs receipt by DWS	CAP Implementation Status: Progress @ 31 March 2022	Quality of CAP
Vhembe DM	Rietvlei	Yes	None	An initial meeting was held on 08/08/22 and follow up one on one working session meeting held on 12-13/10/22	1	Yes, 13/12/22	No Progress	Moderate
	Louis Trichardt-Makhado	Yes	None		1		No Progress	Moderate
	Biaba-Dzanani Ponds (Makhado)	Yes	None		1		No Progress	Moderate
	Hlanganani Ponds	Yes	None		1		No Progress	Moderate
	Vleifontein Ponds	Yes	None		1		No Progress	Moderate
	Vuwani Ponds	Yes	None		1		No Progress	Moderate
	Waterval-Makhado	Yes	None		1		No Progress	Moderate
	Mutale Ponds	Yes	None		1		No Progress	Moderate
	Malameule	Yes	None		1		No Progress	Moderate
	Tshifulananie Ponds	Yes	None		1		No Progress	Moderate
	Mhinga	Yes	None		1		No Progress	Moderate
	Musina	Yes	None		1		No Progress	Moderate
Nancefield	Yes	None	1	No Progress	Moderate			

Watch Area 2: IMPLEMENTATION - Securing of water services grants, funding, and appropriate resources to implement the CAP

WSI Name	WWTW Names	CAP Implementation Monitoring	KPA Areas Targeted via CAP	Resources Secured/ Mobilised for CAP implementation, i.e. Turnaround of <31% GD % TSA
Vhembe DM	Rietvlei	Implementation for the CAP has the end date of June 2023	KPA A: Capacity Management (15%) KPA B: Environmental Management (15%) KPA C: Financial Management (20%) KPA D: Technical Management (20%) KPA E: Effluent & Sludge Compliance (30%)	Municipal budget allocated
	Louis Trichardt-Makhado			
	Biaba-Dzanani Ponds (Makhado)			
	Hlanganani Ponds			
	Vleifontein Ponds			
	Vuwani Ponds			
	Waterval-Makhado			
	Mutale Ponds			
	Malameule			
	Tshifulananie Ponds			
	Mhinga			
	Musina			Municipal budget allocated
	Nancefield			Other

Watch Area 3: INTERVENTION – Status and types of interventions by DWS

WSI Name	WWTW Name	Regulator's Compliance Monitoring and Enforcement Status	Action to follow and other comment
Vhembe DM	Rietvlei	None	Action to follow: Follow up compliance monitoring was done on the 08-10 March 2023 on issued license. After assessment of the action plans, Inspection is scheduled to monitor progress in the implementation in April 2023. Other comments: Presentation of the outcome of the green drop was made at the strategic planning for Vhembe District Municipality on 20-22/04/2022 and District strategic planning with the Office of the Premier on 26/04/2022
	Louis Trichardt-Makhado	Issued NWA Notice (Pre-directive)	
	Biaba-Dzanani Ponds (Makhado)	Issued NWA Notice (Pre-directive); Issued NWA Directive	
	Hlanganani Ponds	Issued NWA Notice (Pre-directive)	
	Vleifontein Ponds	Issued NWA Notice (Pre-directive); Issued NWA Directive	
	Vuwani Ponds	None	
	Waterval-Makhado	Issued NWA Notice (Pre-directive); Issued NWA Directive	
	Mutale Ponds	Issued NWA Notice (Pre-directive)	
	Malameule	Issued NWA Notice (Pre-directive); Issued NWA Directive	
	Tshifulananie Ponds	None	
	Mhinga	Issued NWA Notice (Pre-directive); Issued NWA Directive	
	Musina	Issued NWA Directive	
	Nancefield	Issued NWA Directive	

9. MPUMALANGA: MUNICIPAL WASTEWATER CORRECTIVE ACTION PLAN STATUS

Overview of critical wastewater systems

The GD 2022 report and the Mpumalanga provincial chapter identified 33 systems to be in a critical state, compared to 41 in 2013. The systems are managed by 8 municipalities. The provincial Risk Ratio for treatment plants improved to 74.1% in 2021, compared to 76% in 2013, which suggests some positive risk movement since 2013. The most prominent risks were observed at a treatment level and pointed to WWTWs that exceeded their design capacity, dysfunctional processes, and equipment (especially disinfection), and effluent and sludge non-compliance. Opportunities are presented in terms of reducing cost through process optimisation, improved energy efficiency and beneficial use of sludge, nutrients, biogas, and other energy resources.

Table 42 - Mpumalanga 2021 Green Drop Summary

WSA Name	2013 GD Score (%)	2021 GD Score (%)	2021 Critical State (<31%)
Emalahleni LM	16	45↑	Thubelihle
Bushbuckridge LM	13	24↑	Dwarsloop, Maviljan, Tintswalo, Mkhuhlu, Thulamahashe
Pixley ka Seme LM	21	22↑	All 5 plants
Lekwa LM	3	17↑	Both plants (2)
Msukaligwa LM	10	17↑	All 7 plants
Albert Luthuli LM	36	11↓	All 5 plants
Thaba Chweu LM	80	10↓	All 4 plants
Dipaleseng LM	3	4↑	All 4 plants
Totals	-	-	33

Provincial Green Drop Analysis

The 100% response from the 17 municipalities audited during the 2021 Green Drop process demonstrated a firm commitment to wastewater services in the province. Local Government reforms resulted in the merging of Umjindi LM with Mbombela LM. Therefore 17 WSAs were audited in 2021 compared to the 18 WSAs in 2013.

The analysis for the period 2009, 2011, 2013 and 2021, indicated that most of the system scores were in the 0-<31% (Critical state) space, with the 31-<50% (Poor Performance) being the next largest category.

Regulatory Enforcement

Wastewater systems which failed to achieve the minimum Green Drop target of 31%, were placed under regulatory focus. The Regulator required these municipalities to submit a detailed corrective action plan within 60 days from publishing of the Green Drop 2022 report. Eight (8) municipalities and 33 wastewater systems that received Green Drop scores below 31%, were placed under **regulatory surveillance**, in accordance with the Water Services Act (108 of 1997). In addition, these WSAs were advised to ringfence water services grant allocation to rectify/restore wastewater collection and treatment shortcomings identified.

Table 43 - WWTWs with <31% Green Drop scores

WSA Name	2021 Municipal GD Score	WWTWs with <31% score
Emalahleni LM	45%	Thubelihle
Bushbuckridge LM	24%	Dwarsloop, Maviljan, Tintswalo, Mkhuhlu, Thulamahashe
Pixley ka Seme LM	22%	All 5 plants
Lekwa LM	17%	Both plants (2)
Msukaligwa LM	17%	All 7 plants
Albert Luthuli LM	11%	All 5 plants
Thaba Chweu LM	10%	All 4 plants
Dipaleseng LM	4%	All 4 plants

The following municipalities and their associated wastewater treatment plants were found to be in high CRR risk positions, which means that some or all the risk indicators were in a precarious state, i.e. operational flow, technical capacity, and effluent quality. WWTWs in high risk and critical risk positions pose a serious risk to public health and the environment. The following municipalities were required to assess their risk contributors and develop corrective measures to mitigate these risks.

Table 44 - %CRR/CRR_{max} scores and WWTWs in critical and high-risk space

WSA Name	2021 Average CRR/CRR _{max} % deviation	WWTWs in critical and high-risk space	
		Critical Risk (90-100%CRR)	High Risk (70-<90%CRR)
Emalahleni LM	56.7%		Ferrobank, Ga-Nala
Govan Mbeki LM	60.7%		Bethal, Evander
Mbombela LM	62.0%		Hazyview, Kabokweni, Rockys Drift, White River
Mkhondo LM	62.8%		Piet Retief
Bushbuckridge LM	71.5%		Dwarsloop, Maviljan, Thulamahashe, Tintswalo Hospital
Dr JS Moroka LM	77.3%		Siyabuswa
Emakhazeni LM	77.9%		All 4 plants
Victor Khanye LM	81.4%		Both plants (2)
Thembisile LM	82.4%		All 3 plants
Pixley ka Seme LM	92.9%	4 of 5 plants	Volksrust
Msukaligwa LM	93.7%	All 7 plants	
Thaba Chweu LM	94.1%	All 4 plants	
Albert Luthuli LM	94.4%	All 5 plants	
Lekwa LM	94.8%	Both plants (2)	
Dipaleseng LM	95.6%	All 4 plants	

Regulator Enforcement Results as at 31 March 2023

Analyses of the Corrective Action Plans that were submitted by municipalities and its identified WWTWs in critical state, are summarised against the 3 Watch Areas.

BASELINE:

- ◆ Details of municipality and wastewater systems in critical state in 2022
- ◆ Municipal and System Green Drop score
- ◆ TSA score
- ◆ VROOM amount reported for the municipality to restore functionality.

Table 45 - 2021 Green Drop Baseline Summary

No.	WSI Name	WSI 2021 GD Score	WSI TSA Score	Total VROOM Cost	WWTW Names (<31% score)	WTTW 2021 GD Score
1	Emalahleni LM	45%	61%	R21,516,000	Thubelihle	19.6%
2	Bushbuckridge LM	24%	26%	R34,916,000	Dwarsloop	25%
					Maviljan	24.5%
					Tintswalo	18%
					Mkhuhlu	24.8%
3	Pixley ka Seme LM	22%	24%	R178,000	Thulamahashe	25.8%
					Amersfoort	20.9%
					Perdekop	20.7%
					Volksrust	24.1%
4	Lekwa LM	17%	39%	R11,155,000	Vukuzakhe	17.9%
					Wakkerstroom	20.7%
					Standerton	16.7%
					Morgenzon	21.0%
5	Msukaligwa LM	17%	37%	R50,065,000	Breyton Ponds	12.5%
					KwaZanele-Breyton AS	22.9%
					Ermelo New	18.4%
					Lothair	10.6%
					Chrissiesmeer	9.7%
6	Albert Luthuli LM	11%	49%	R49,170,000	Davel	12.8%
					Sheepmoor	10.6%
					Mpuluzi-Mayflower	13.0%
					Elukwatini-Eerstehoek	8.5%
					Ekulendeni-Kromdraai	8.5%

No.	WSI Name	WSI 2021 GD Score	WSI TSA Score	Total VROOM Cost	WWTW Names (<31% score)	WWTW 2021 GD Score
7	Thaba Chweu LM	10%	46%	R107,280,000	Badplaas	10.8%
					Carolina	18.8%
					Lydenburg	7.1%
					Sabie	11.5%
					Graskop	20.4%
8	Dipaleseng LM	4%	38%	R1,050,000	Coromandel	10.8%
					Balfour	0.2%
					Grootvlei Eskom	6.2%
					Greylingstad	10.1%
					Grootvlei Mine	10.0%
				R275,330,000	33	

Eight WSIs and 33 WWTWs received Green Drop scores below 31% and were placed under regulatory surveillance in accordance with the Water Services Act (108 Of 1997). The WSIs were required by the Regulator to submit a detailed corrective action plan within 60 days from the publishing of the Green Drop 2022 Report.

Watch Area 1: PLANNING - Corrective Action Plan to improve on the Green Drop Scores

- ◆ Compliance letter issued
- ◆ Acknowledgement of receipt by WSI
- ◆ WSI requested support or extension wrt development of CAP
- ◆ DWS schedule engagement with non-responsive WSIs
- ◆ CAP implementation status
- ◆ Quality of CAPs.

Table 46 - Summary of the Corrective Action Planning during 1 April 2022 to 31 March 2023

#	WSI Name	WWTW Name	WSA Requested Support to develop the CAP	DWS Schedule Engagement with WSIs	# CAPs recd by DWS	Date of CAPs receipt by DWS	CAP Implementation Status: Progress @ 31 March 2022	Quality of CAP
1	Emalahleni LM	Thubelihle	Yes	Further Engagements	1	Yes, 12/07/22	Planned	Moderate
2	Bushbuckridge LM	Dwarsloop	None	Further Engagements	0	None	No Progress	NI
		Maviljan	None	Further Engagements	0	None	No Progress	NI
		Tintswalo	None	Further Engagements	0	None	No Progress	NI
		Mkhuhlu	None	Further Engagements	0	None	No Progress	NI
		Thulamahashe	None	Further Engagements	0	None	No Progress	NI
3	Pixley ka Seme LM	Amersfoort	None	Ongoing Engagements	1	Yes, 12/07/22	Planned	Good
		Perdekop	None	Ongoing Engagements	1		Planned	Good
		Volksrust	None	Ongoing Engagements	1		Planned	Good
		Vukuzakhe	None	Ongoing Engagements	1		No Progress	Good
		Wakkerstroom	None	Ongoing Engagements	1		No Progress	Good
4	Lekwa LM	Standerton	None	Further Engagements	0	None	No Progress	NI
		Morgenon	None	Further Engagements	0	None	No Progress	NI
		Breyton Ponds	None	Letter of reminder sent	0	None	No Progress	NI
5	Msukaligwa LM	KwaZanele-Breyton AS	None	Letter of reminder sent	0	None	No Progress	NI
		Ermelo New	None	Letter of reminder sent	0	None	No Progress	NI
		Lothair	None	Letter of reminder sent	0	None	No Progress	NI
		Chrissiesmeer	None	Letter of reminder sent	0	None	No Progress	NI
		Davel	None	Letter of reminder sent	0	None	No Progress	NI
6	Albert Luthuli LM	Sheepmoor	None	Letter of reminder sent	0	None	No Progress	NI
		Mpuluzi-Mayflower	None	Further Engagements	0	None	No Progress	NI
		Elukwatini-Eerstehoek	None	Further Engagements	0	None	No Progress	NI
		Ekulendeni-Kromdraai	None	Further Engagements	0	None	No Progress	NI
		Badplaas	None	Further Engagements	0	None	No Progress	NI
7	Thaba Chweu LM	Carolina	None	Further Engagements	0	None	No Progress	NI
		Lydenburg	Yes	Further Engagements	1	Yes, 11/07/22	Planned	Poor
		Sabie	Yes	Further Engagements	1		No Progress	Poor
		Graskop	Yes	Further Engagements	1		No Progress	Poor
		Coromandel	Yes	Further Engagements	1		No Progress	Poor
Balfour	None	Letter of reminder sent	0	None	No Progress		NI	
8	Dipaleseng LM	Grootvlei Eskom	None	Letter of reminder sent	0	None	No Progress	NI
		Greylingstad	None	Letter of reminder sent	0	None	No Progress	NI
		Grootvlei Mine	None	Letter of reminder sent	0	None	No Progress	NI
		33	5		10			

Of the 33 critical state systems, 33 compliance letters were issued to the WSIs and 2 WSIs requested support. Ten CAPs were received by DWS giving a 30% (10 of 33) response to the Regulatory response. None of the CAPs are currently being implemented so far with 5 planned and no progress for the other WSIs. The quality of the CAPs received by the DWS vary from good to poor, with most of the CAPs considered as good and poor in quality (50% and 40% respectively).

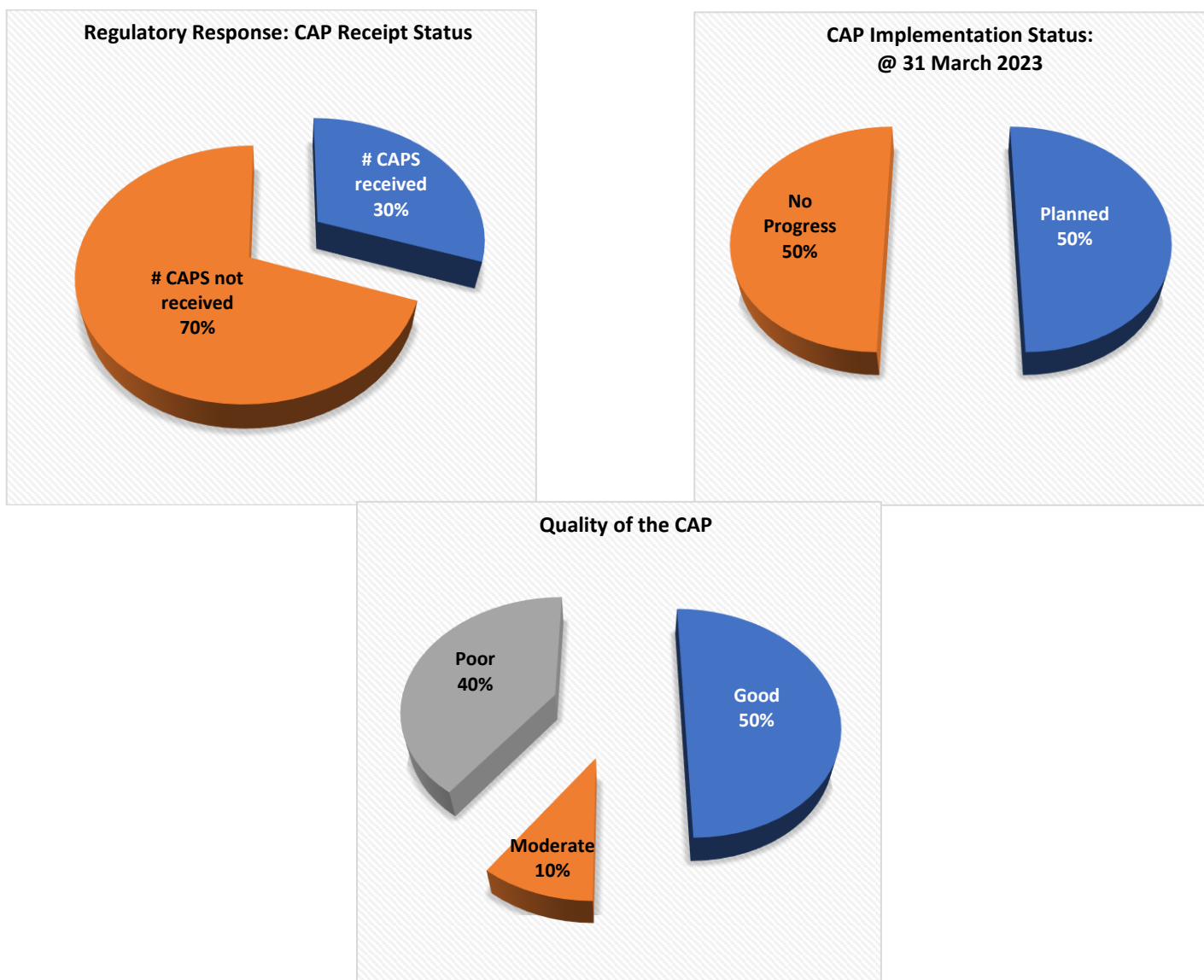


Figure 16 - MP Summary of CAPs Received and Not Received, CAP Implementation Status, and Quality of CAPs Received

Watch Area 2: IMPLEMENTATION - Securing of water services grants, funding, and appropriate resources to implement the CAP

- ◆ CAP implementation monitoring
- ◆ KPA areas targeted through CAP (KPA 1, 2, 3, 4, 5)
- ◆ Resources secured to implement CAP (funds, expertise, staff, none).

Table 47 - Summary of the Targeted KPAs and Resources to implement CAPs and effect turnaround

#	WSI Name	WWTW Names	CAP Implementation Monitoring	KPA Areas Targeted via CAP	Resources Secured/ Mobilised for CAP implementation, i.e. Turnaround of <31% GD % TSA
1	Emalahleni LM	Thubelihle	Ongoing Engagements	KPA A: Capacity Management (15%) KPA B: Environmental Management (15%) KPA C: Financial Management (20%) KPA D: Technical Management (20%) KPA E: Effluent & Sludge Compliance (30%)	Municipal budget allocated
2	Bushbuckridge LM	Dwarsloop	None	KPA A: Capacity Management (15%) KPA B: Environmental Management (15%) KPA C: Financial Management (20%) KPA D: Technical Management (20%) KPA E: Effluent & Sludge Compliance (30%)	Other
		Maviljan	None		Other
		Tintswalo	None		
		Mkhuhlu	None		
		Thulamahashe	None		
3	Pixley ka Seme LM	Amersfoort	Improvement	KPA A: Capacity Management (15%) KPA B: Environmental Management (15%) KPA C: Financial Management (20%) KPA D: Technical Management (20%) KPA E: Effluent & Sludge Compliance (30%)	Municipal budget allocated
		Perdekop	Improvement		
		Volksrust	Improvement		
		Vukuzakhe	Improvement		
		Wakkerstroom	Improvement		
4	Lekwa LM	Standerton	None	KPA A: Capacity Management (15%) KPA B: Environmental Management (15%) KPA C: Financial Management (20%)	Other
		Morgenzon	None		

#	WSI Name	WWTW Names	CAP Implementation Monitoring	KPA Areas Targeted via CAP	Resources Secured/ Mobilised for CAP implementation, i.e. Turnaround of <31% GD % TSA
				KPA D: Technical Management (20%) KPA E: Effluent & Sludge Compliance (30%)	
5	Msukaligwa LM	Breyton Ponds	None	KPA A: Capacity Management (15%) KPA B: Environmental Management (15%) KPA C: Financial Management (20%) KPA D: Technical Management (20%) KPA E: Effluent & Sludge Compliance (30%)	Other
		KwaZanele-Breyton AS	None		Other
		Ermelo New	None		Other
		Lothair	None		Other
		Chrissiesmeer	None		Other
		Davel	None		Other
6	Albert Luthuli LM	Sheepmoor	None	KPA A: Capacity Management (15%) KPA B: Environmental Management (15%) KPA C: Financial Management (20%) KPA D: Technical Management (20%) KPA E: Effluent & Sludge Compliance (30%)	Other
		Mpuluzi-Mayflower	None		Other
		Elukwatini-Eerstehoek	None		
		Ekulendeni-Kromdraai	None		
		Badplaas	None		
7	Thaba Chweu LM	Carolina	None	KPA A: Capacity Management (15%) KPA B: Environmental Management (15%) KPA C: Financial Management (20%) KPA D: Technical Management (20%) KPA E: Effluent & Sludge Compliance (30%)	Municipal budget allocated None None None
		Lydenburg	Improvement		
		Sabie	Improvement		
		Graskop	Improvement		
		Coromandel	Improvement		
8	Dipaleseng LM	Balfour	None	KPA A: Capacity Management (15%) KPA B: Environmental Management (15%) KPA C: Financial Management (20%) KPA D: Technical Management (20%) KPA E: Effluent & Sludge Compliance (30%)	Other
		Grootvlei Eskom	None		Other
		Greylingstad	None		Other
		Grootvlei Mine	None		Other

Implementation of the CAPs are monitored by the DWS Regional Office, who monitors and reports as follows: The data received above does not reflect a correlation with the actual number of CAPs received. Only the 10 CAPs received were taken into consideration for the 3 no. WSIs.

Watch Area 3: INTERVENTION – Status and types of interventions by DWS.

- ◆ Regulator’s compliance and enforcement monitoring status
- ◆ Type of legal interventions taken
- ◆ Regional Heads regulatory comment.

Table 48 - Summary of the Regulatory Interventions

#	WSI Name	WWTW Name	Regulator’s Compliance Monitoring and Enforcement Status	Action to follow and other comment	Regulatory Comment by the REGIONAL HEAD
1	Emalahleni LM	Thubelihle	Issued NWA Notice (Pre-directive) Issued NWA Directive Criminal charges laid (CAS 24/10/2022) CAP has been received	Further Engagements	The Department has strengthened the engagements with all municipalities in collaboration with Provincial COGTA, District Municipalities and SALGA to ensure that the WSAs manage water and wastewater systems in a sustainable way to protect the water resource and improve service delivery to the citizens. In addition, on 25 May 2022, the Department together with COGTA and SALGA held a working session with all the municipal councillors. The session was to discuss the outcomes of the Green & Blue Drop reports, and the poor performance of water & wastewater systems within the province. The councillors expressed concern regarding the state of water and wastewater business in the province. A commitment to support the Green & Blue Drop programme to ensure compliance was made on the date of the session.
2	Bushbuckridge LM	Dwarsloop	Issued NWA Notice (Pre-directive) Issued NWA Directive	Further Engagements	Same comment as for Emalahleni LM
		Maviljan	Issued NWA Notice (Pre-directive) Issued NWA Directive	Further Engagements	
		Tintswalo	Issued NWA Notice (Pre-directive) Issued NWA Directive	Further Engagements	
		Mkhuhlu	Issued NWA Notice (Pre-directive) Issued NWA Directive	Further Engagements	
		Thulamahashe	Issued NWA Notice (Pre-directive) Issued NWA Directive	Further Engagements	
3	Pixley ka Seme LM	Amersfoort	Case Reported and Registered on ECMS.	Further Engagements	The Department has strengthened the engagements with all municipalities in collaboration with Provincial COGTA, District

#	WSI Name	WWTW Name	Regulator's Compliance Monitoring and Enforcement Status	Action to follow and other comment	Regulatory Comment by the REGIONAL HEAD
			Complaint investigated on 21 Aug 17; Issued NWA Notice (Pre-directive); Issued NWA Directive CAP Received)		Municipalities and SALGA to ensure that the WSAs manage water and wastewater systems in a sustainable way to protect the water resource and improve service delivery to the citizens. In addition, on 25 May 2022, the Department together with COGTA and SALGA held a working session with all the municipal councillors. The session was to discuss the outcomes of the Green & Blue Drop reports, and the poor performance of water & wastewater systems within the province. The councillors expressed concern regarding the state of water and wastewater business in the province. A commitment to support the Green & Blue Drop programme to ensure compliance was made on the date of the session. The Department further provided training with the aim to guide and encourage the WSIs to improve on management of the water and wastewater business which will enhance the performance of the water and wastewater systems. This training also focused on addressing non-compliance and improve efficiency. The training was attended by all the Water Services Authorities in Mpumalanga Province.
		Perdekop	Case Reported and Registered on ECMS. Complaint investigated on 10 Aug 22; Issued NWA Notice (Pre-directive); Issued NWA Directive CAP Received)	Further Engagements	
		Volkstrust	No Non-Compliance Case Reported CAP Received)	Further Engagements	
		Vukuzakhe	No Non-Compliance Case Reported CAP Received)	Further Engagements	
		Wakkerstroom	Case Reported and Registered on ECMS. Complaint investigated on 10 Aug 22 CAP Received)	Further Engagements	
4	Lekwa LM	Standerton	Case Reported and Registered on ECMS. Complaint investigated on 27 Oct 16; Issued non-compliance letter (S9(4) or 10(4); Issued NWA Notice (Pre-directive); Issued NWA Directive Criminal charges laid. (Case No 3161/2020 Court Order CAS TBC, CAS 52/02/2019, CAS 31/09/2019	Court Order issued on 04 December 2020. Follow-Up conducted. Lekwa LM is in Contempt of Court Order. Court hearing scheduled for the criminal case opened.	Same comment as for Emalahleni LM
		Morgenzon	Case Reported and Registered on ECMS. Complaint investigated on 17 Feb 22; Issued NWA Notice (Pre-directive)	Further Engagements	
5	Msukaligwa LM	Breyton Ponds	Case Reported and Registered on ECMS. Complaint investigated on 30 May 17; Issued NWA Notice (Pre-directive)	Further Engagements	Same comment as for Pixley-ka-Seme LM
		KwaZanele-Breyton AS	No Non-Compliance Case Reported	Further Engagements	
		Ermelo New	Case Reported and Registered on ECMS. Complaint investigated on 27 Sep 16; Issued NWA Notice (Pre-directive); Issued NWA Directive Criminal charges laid (CAS 192/11/2019)	The civil matter will be in Court on 31 August 2023.	
		Lothair	No Non-Compliance Case Reported	Further Engagements	
		Chrissiesmeer	None	Further Engagements	
		Davel	Case Reported and Registered on ECMS. Complaint investigated on 27 Sep 16; Issued NWA Notice (Pre-directive); Issued NWA Directive	Further Engagements	
		Sheepmoor	No Non-Compliance Case Reported	Further Engagements	
6	Albert Luthuli LM	Mpuluzi-Mayflower	Issued NWA Notice (Pre-directive) Issued NWA Directive	Further Engagements	Same comment as for Pixley-ka-Seme LM
		Elukwatini-Eerstehoek	Issued NWA Notice (Pre-directive) Issued NWA Directive (CAS 154/06/2017)	Further Engagements	
		Ekulendeni-Kromdraai	Issued NWA Notice (Pre-directive)	Further Engagements	

#	WSI Name	WWTW Name	Regulator's Compliance Monitoring and Enforcement Status	Action to follow and other comment	Regulatory Comment by the REGIONAL HEAD
			Issued NWA Directive		
		Badplaas	Issued NWA Notice (Pre-directive) Issued NWA Directive	Further Engagements	
		Carolina	Issued NWA Notice (Pre-directive) Issued NWA Directive	Further Engagements	
7	Thaba Chweu LM	Lydenburg	Issued NWA Notice (Pre-directive) Issued NWA Directive Criminal charges laid (CAS 131/03/2020 Plea Sentencing Agreement) CAP Received)	Plea Sentencing Agreement	Same comment as for Pixley-ka-Seme LM
		Sabie	Case Reported and Registered on ECMS. Complaint investigated on 17 Feb 22; Issued NWA Notice (Pre-directive); Issued NWA Directive CAP Received)	Further Engagements	
		Graskop	Issued NWA Directive CAP Received)	Further Engagements	
		Coromandel	Issued NWA Notice (Pre-directive) Issued NWA Directive CAP Received)	Further Engagements	
8	Dipaleseng LM	Balfour	Case Reported and Registered on ECMS. Complaint investigated on 2 Jun 21; Issued NWA Notice (Pre-directive) Issued NWA Directive Criminal investigation underway (CAS 26/02/2019)	Further Engagements	Same comment as for Emalahleni LM
		Grootvlei Eskom	Case Reported and Registered on ECMS. Complaint investigated on 17 May 22; Issued NWA Directive	Further Engagements	
		Greylingstad	Case Reported and Registered on ECMS. Complaint investigated on 20 Jul 22; Issued NWA Notice (Pre-directive)	Further Engagements	
		Grootvlei Mine	Case Reported and Registered on ECMS. Complaint investigated. Issued NWA Notice (Pre-directive) Issued NWA Directive	Further Engagements	

From the table above, it can be observed that stringent regulatory action is taken by the DWS Regional Office, in summary:

- 17 out of 33 systems have received regulatory and enforcement actions, ranging from cases reported, notices and directives issued, criminal charges laid, and criminal investigation underway.
- All systems will have further engagements with the Regional Office
- The key issues that concern the Regional Head and the Councillors in the Province includes the poor performance of wastewater systems within the province, and the need to address non-compliance and improve efficiency through training.

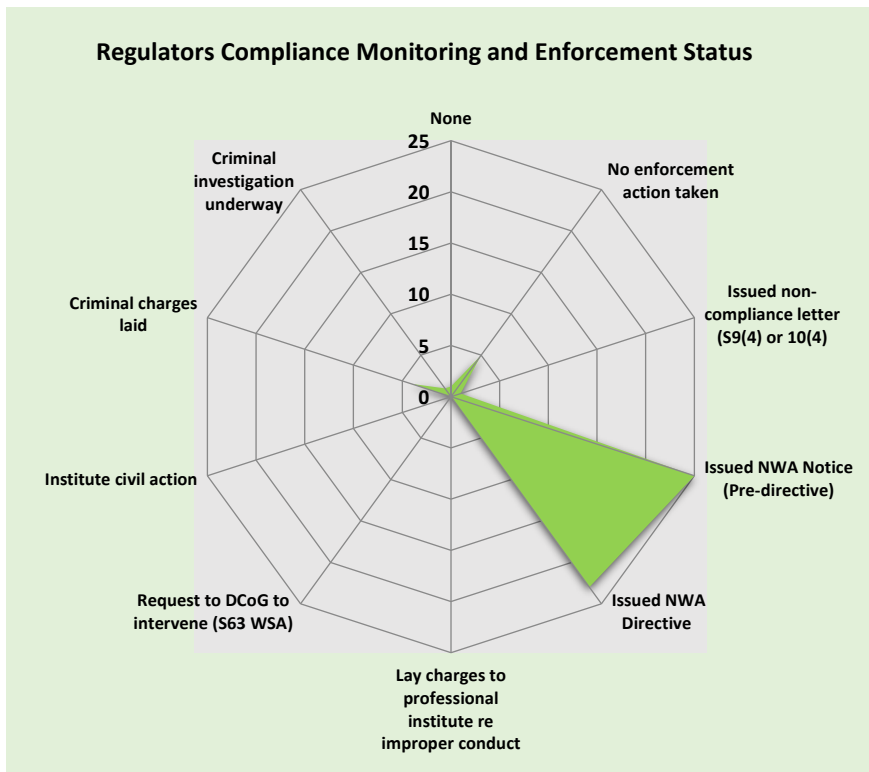


Figure 17 - Summary of Regulators Compliance Monitoring and Enforcement Status

9.1 Albert Luthuli Local Municipality

The municipality was identified to have the following wastewater treatment systems in critical state and was advised by the Regulator to issue a Corrective Action Plans (CAPs) and ringfenced grant allocation to the identified systems. The following results were found following analysis of the CAPs and funds as submitted by the WSA during the period 1 April 2022 to 31 March 2023.

BASELINE:

WSI Name	WSI 2021 GD Score	WSI TSA Score	Total VROOM Cost	WWTW Names (<31% score)	WWTW 2021 GD Score
Albert Luthuli LM	11%	49%	R49,170,000	Mpuluzi-Mayflower	13.0%
				Elukwatini-Eerstehoek	8.5%
				Ekulendeni-Kromdraai	8.5%
				Badplaas	10.8%
				Carolina	18.8%

Watch Area 1: PLANNING - Corrective Action Plan to improve on the Green Drop Scores

WSI Name	WWTW Name	Compliance Letters Issued	WSA Requested Support to develop the CAP	DWS Schedule Engagement with WSIs	# CAPs recd by DWS	Date of CAPs receipt by DWS	CAP Implementation Status: Progress @ 31 Mar 2022	Quality of CAP
Albert Luthuli LM	Mpuluzi-Mayflower	Yes	None	Further Engagements	0	None	No Progress	NI
	Elukwatini-Eerstehoek	Yes	None	Further Engagements	0	None	No Progress	NI
	Ekulendeni-Kromdraai	Yes	None	Further Engagements	0	None	No Progress	NI
	Badplaas	Yes	None	Further Engagements	0	None	No Progress	NI
	Carolina	Yes	None	Further Engagements	0	None	No Progress	NI

Watch Area 2: IMPLEMENTATION - Securing of water services grants, funding, and appropriate resources to implement the CAP.

WSI Name	WWTW Name	CAP Implementation Monitoring	KPA Areas Targeted via CAP	Resources Secured/ Mobilised for CAP implementation, i.e., Turnaround of <31% GD % TSA
Albert Luthuli LM	Mpuluzi-Mayflower	None	KPA A: Capacity Management (15%) KPA B: Environmental Management (15%) KPA C: Financial Management (20%) KPA D: Technical Management (20%) KPA E: Effluent & Sludge Compliance (30%)	Other
	Elukwatini-Eerstehoek	None		
	Ekulendeni-Kromdraai	None		
	Badplaas	None		
	Carolina	None		

Watch Area 3: INTERVENTION – Status and types of interventions by DWS.

WSI Name	WWTW Name	Regulator's Compliance Monitoring and Enforcement Status	Action to follow and other comment
Albert Luthuli LM	Mpuluzi-Mayflower	Issued NWA Notice (Pre-directive); Issued NWA Directive	Further Engagements
	Elukwatini-Eerstehoek	Issued NWA Notice (Pre-directive); Issued NWA Directive	Further Engagements
	Ekulendeni-Kromdraai	Issued NWA Notice (Pre-directive); Issued NWA Directive	Further Engagements
	Badplaas	Issued NWA Notice (Pre-directive); Issued NWA Directive	Further Engagements
	Carolina	Issued NWA Notice (Pre-directive); Issued NWA Directive	Further Engagements

9.2 Bushbuckridge Local Municipality

The municipality was identified to have the following wastewater treatment systems in critical state and was advised by the Regulator to issue a Corrective Action Plans (CAPs) and ringfenced grant allocation to the identified systems. The following results were found following analysis of the CAPs and funds as submitted by the WSA during the period 1 April 2022 to 31 March 2023.

BASELINE:

WSI Name	WSI 2021 GD Score	WSI TSA Score	Total VROOM Cost	WWTW Names (<31% score)	WWTW 2021 GD Score
Bushbuckridge LM	24%	26%	R34,916,000	Dwarsloop	25%
				Maviljan	24.5%
				Tintswalo	18%
				Mkhuhlu	24.8%
				Thulamahashe	25.8%

Watch Area 1: PLANNING - Corrective Action Plan to improve on the Green Drop Scores

WSI Name	WWTW Name	Compliance Letters Issued	WSA Requested Support to develop the CAP	DWS Schedule Engagement with WSIs	# CAPs recd by DWS	Date of CAPs receipt by DWS	CAP Implementation Status: Progress @ 31 Mar 2022	Quality of CAP
Bushbuckridge LM	Dwarsloop	Yes	None	Further Engagements	0	None	No Progress	NI
	Maviljan	Yes	None	Further Engagements	0	None	No Progress	NI
	Tintswalo	Yes	None	Further Engagements	0	None	No Progress	NI
	Mkhuhlu	Yes	None	Further Engagements	0	None	No Progress	NI
	Thulamahashe	Yes	None	Further Engagements	0	None	No Progress	NI

Watch Area 2: IMPLEMENTATION - Securing of water services grants, funding, and appropriate resources to implement the CAP

WSI Name	WWTW Name	CAP Implementation Monitoring	KPA Areas Targeted via CAP	Resources Secured/ Mobilised for CAP implementation, i.e. Turnaround of <31% GD % TSA
Bushbuckridge LM	Dwarsloop	None	KPA A: Capacity Management (15%) KPA B: Environmental Management (15%) KPA C: Financial Management (20%) KPA D: Technical Management (20%) KPA E: Effluent & Sludge Compliance (30%)	Other
	Maviljan	None		Other
	Tintswalo	None		
	Mkhuhlu	None		
	Thulamahashe	None		

Watch Area 3: INTERVENTION – Status and types of interventions by DWS

WSI Name	WWTW Name	Regulator's Compliance Monitoring and Enforcement Status	Action to follow and other comment
Bushbuckridge LM	Dwarsloop	Issued NWA Notice (Pre-directive); Issued NWA Directive	Further Engagements
	Maviljan	Issued NWA Notice (Pre-directive); Issued NWA Directive	Further Engagements
	Tintswalo	Issued NWA Notice (Pre-directive); Issued NWA Directive	Further Engagements
	Mkhuhlu	Issued NWA Notice (Pre-directive); Issued NWA Directive	Further Engagements
	Thulamahashe	Issued NWA Notice (Pre-directive); Issued NWA Directive	Further Engagements

9.3 Dipaleseng Local Municipality

The municipality was identified to have the following wastewater treatment systems in critical state and was advised by the Regulator to issue a Corrective Action Plans (CAPs) and ringfenced grant allocation to the identified systems. The following results were found following analysis of the CAPs and funds as submitted by the WSA during the period 1 April 2022 to 31 March 2023.

BASELINE:

WSI Name	WSI 2021 GD Score	WSI TSA Score	Total VROOM Cost	WWTW Names (<31% score)	WTWW 2021 GD Score
Dipaleseng LM	4%	38%	R1,050,000	Balfour Grootvlei Eskom Greylingstad Grootvlei Mine	0.2% 6.2% 10.1% 10.0%

Watch Area 1: PLANNING - Corrective Action Plan to improve on the Green Drop Scores

WSI Name	WWTW Name	Compliance Letters Issued	WSA Requested Support to develop the CAP	DWS Schedule Engagement with WSIs	# CAPs recd by DWS	Date of CAPs receipt by DWS	CAP Implementation Status: Progress @ 31 Mar 2022	Quality of CAP
Dipaleseng LM	Balfour	Yes	None	Letter of reminder sent	0	None	No Progress	NI
	Grootvlei Eskom	Yes	None	Letter of reminder sent	0	None	No Progress	NI
	Greylingstad	Yes	None	Letter of reminder sent	0	None	No Progress	NI
	Grootvlei Mine	Yes	None	Letter of reminder sent	0	None	No Progress	NI

Watch Area 2: IMPLEMENTATION - Securing of water services grants, funding, and appropriate resources to implement the CAP

WSI Name	WWTW Name	CAP Implementation Monitoring	KPA Areas Targeted via CAP	Resources Secured/ Mobilised for CAP implementation, i.e. Turnaround of <31% GD % TSA
Dipaleseng LM	Balfour	None	KPA A: Capacity Management (15%) KPA B: Environmental Management (15%) KPA C: Financial Management (20%) KPA D: Technical Management (20%) KPA E: Effluent & Sludge Compliance (30%)	Other
	Grootvlei Eskom	None		Other
	Greylingstad	None		Other
	Grootvlei Mine	None		Other

Watch Area 3: INTERVENTION – Status and types of interventions by DWS

WSI Name	WWTW Name	Regulator's Compliance Monitoring and Enforcement Status	Action to follow and other comment
Dipaleseng LM	Balfour	Case Reported and Registered on ECMS. Complaint investigated on 2 Jun 21 Issued NWA Notice (Pre-directive) Issued NWA Directive Criminal investigation underway	Further Engagements
	Grootvlei Eskom	Case Reported and Registered on ECMS. Complaint investigated on 17 May 22; Issued NWA Directive	Further Engagements
	Greylingstad	Case Reported and Registered on ECMS. Complaint investigated on 20 Jul 22 Issued NWA Notice (Pre-directive)	Further Engagements
	Grootvlei Mine	Case Reported and Registered on ECMS. Complaint investigated Issued NWA Notice (Pre-directive); Issued NWA Directive	Further Engagements

9.4 Emalahleni Local Municipality

The municipality was identified to have the following wastewater treatment system in critical state and was advised by the Regulator to issue a Corrective Action Plan (CAP) and ringfenced grant allocation to the identified system. The following results were found following analysis of the CAP and funds as submitted by the WSA during the period 1 April 2022 to 31 March 2023.

BASELINE:

WSI Name	WSI 2021 GD Score	WSI TSA Score	Total VROOM Cost	WWTW Names (<31% score)	WTTW 2021 GD Score
Emalahleni LM	45%	61%	R21,516,000	Thubelihle	19.6%

Watch Area 1: PLANNING - Corrective Action Plan to improve on the Green Drop Scores

WSI Name	WWTW Name	Compliance Letters Issued	WSA Requested Support to develop the CAP	DWS Schedule Engagement with WSIs	# CAPs recd by DWS	Date of CAPs receipt by DWS	CAP Implementation Status: Progress @ 31 Mar 2022	Quality of CAP
Emalahleni LM	Thubelihle	Yes	Yes	Further Engagements	1	Yes, 12/07/22	Planned	Moderate

Watch Area 2: IMPLEMENTATION - Securing of water services grants, funding, and appropriate resources to implement the CAP

WSI Name	WWTW Name	CAP Implementation Monitoring	KPA Areas Targeted via CAP	Resources Secured/ Mobilised for CAP implementation, i.e. Turnaround of <31% GD % TSA
Emalahleni LM	Thubelihle	Ongoing Engagements	KPA A: Capacity Management (15%) KPA B: Environmental Management (15%) KPA C: Financial Management (20%) KPA D: Technical Management (20%) KPA E: Effluent & Sludge Compliance (30%)	Municipal budget allocated

Watch Area 3: INTERVENTION – Status and types of interventions by DWS

WSI Name	WWTW Name	Regulator's Compliance Monitoring and Enforcement Status	Action to follow and other comment
Emalahleni LM	Thubelihle	Issued NWA Notice (Pre-directive); Issued NWA Directive; Criminal charges laid	Further Engagements

9.5 Lekwa Local Municipality

The municipality was identified to have the following wastewater treatment systems in critical state and was advised by the Regulator to issue a Corrective Action Plans (CAPs) and ringfenced grant allocation to the identified systems. The following results were found following analysis of the CAPs and funds as submitted by the WSA during the period 1 April 2022 to 31 March 2023.

BASELINE:

WSI Name	WSI 2021 GD Score	WSI TSA Score	Total VROOM Cost	WWTW Names (<31% score)	WTTW 2021 GD Score
Lekwa LM	17%	39%	R11,155,000	Standerton	16.7%
				Morgenzon	21.0%

Watch Area 1: PLANNING - Corrective Action Plan to improve on the Green Drop Scores

WSI Name	WWTW Name	Compliance Letters Issued	WSA Requested Support to develop the CAP	DWS Schedule Engagement with WSIs	# CAPs recd by DWS	Date of CAPs receipt by DWS	CAP Implementation Status: Progress @ 31 Mar 2022	Quality of CAP
Lekwa LM	Standerton	Yes	None	Further Engagements	0	None	No Progress	NI
	Morgenzenon	Yes	None	Further Engagements	0	None	No Progress	NI

Watch Area 2: IMPLEMENTATION - Securing of water services grants, funding, and appropriate resources to implement the CAP

WSI Name	WWTW Name	CAP Implementation Monitoring	KPA Areas Targeted via CAP	Resources Secured/ Mobilised for CAP implementation, i.e. Turnaround of <31% GD % TSA
Lekwa LM	Standerton	None	KPA A: Capacity Management (15%) KPA B: Environmental Management (15%) KPA C: Financial Management (20%) KPA D: Technical Management (20%) KPA E: Effluent & Sludge Compliance (30%)	Other
	Morgenzenon	None		

Watch Area 3: INTERVENTION – Status and types of interventions by DWS

WSI Name	WWTW Name	Regulator's Compliance Monitoring and Enforcement Status	Action to follow and other comment
Lekwa LM	Standerton	Case Reported and Registered on ECMS. Complaint investigated on 27 Oct 16 Issued non-compliance letter (S9(4) or 10(4)); Issued NWA Notice (Pre-directive); Issued NWA Directive; Criminal charges laid (Case No 3161/2020 Court Order, CAS TBC)	Further Engagements Court Order issued on 04 December 2020. Follow-Up conducted. Lekwa LM is in Contempt of Court Order. Court hearing scheduled for the criminal case opened.
	Morgenzenon	Case Reported and Registered on ECMS. Complaint investigated on 17 Feb 22 Issued NWA Notice (Pre-directive)	Further Engagements

9.6 Msukaligwa Local Municipality

The municipality was identified to have the following wastewater treatment systems in critical state and was advised by the Regulator to issue a Corrective Action Plans (CAPs) and ringfenced grant allocation to the identified systems. The following results were found following analysis of the CAPs and funds as submitted by the WSA during the period 1 April 2022 to 31 March 2023.

BASELINE:

WSI Name	WSI 2021 GD Score	WSI TSA Score	Total VROOM Cost	WWTW Names (<31% score)	WWTW 2021 GD Score
Msukaligwa LM	17%	37%	R50,065,000	Breyton Ponds	12.5%
				KwaZanele-Breyton AS	22.9%
				Ermelo New	18.4%
				Lothair	10.6%
				Chrissiesmeer	9.7%
				Davel	12.8%
				Sheepmoor	10.6%

Watch Area 1: PLANNING - Corrective Action Plan to improve on the Green Drop Scores

WSI Name	WWTW Name	Comp= liance Letters Issued	WSA Requested Support to develop the CAP	DWS Schedule Engagement with WSIs	# CAPs recd by DWS	Date of CAPs receipt by DWS	CAP Implementation Status: Progress @ 31 Mar 2022	Quality of CAP
Msukaligwa LM	Breyton Ponds	Yes	None	Letter of reminder sent	0	None	No Progress	NI
	KwaZanele-Breyton AS	Yes	None	Letter of reminder sent	0	None	No Progress	NI
	Ermelo New	Yes	None	Letter of reminder sent	0	None	No Progress	NI
	Lothair	Yes	None	Letter of reminder sent	0	None	No Progress	NI
	Chrissiesmeer	Yes	None	Letter of reminder sent	0	None	No Progress	NI
	Davel	Yes	None	Letter of reminder sent	0	None	No Progress	NI
	Sheepmoor	Yes	None	Letter of reminder sent	0	None	No Progress	NI

Watch Area 2: IMPLEMENTATION - Securing of water services grants, funding, and appropriate resources to implement the CAP

WSI Name	WWTW Name	CAP Implementation Monitoring	KPA Areas Targeted via CAP	Resources Secured/ Mobilised for CAP implementation, i.e. Turnaround of <31% GD % TSA
Msukaligwa LM	Breyton Ponds	None	KPA A: Capacity Management (15%) KPA B: Environmental Management (15%) KPA C: Financial Management (20%) KPA D: Technical Management (20%) KPA E: Effluent & Sludge Compliance (30%)	Other
	KwaZanele-Breyton AS	None		Other
	Ermelo New	None		Other
	Lothair	None		Other
	Chrissiesmeer	None		Other
	Davel	None		Other
	Sheepmoor	None		Other
	Grootvlei Eskom	None		Other
	Greylingstad	None		Other
Grootvlei Mine	None	Other		

Watch Area 3: INTERVENTION – Status and types of interventions by DWS

WSI Name	WWTW Name	Regulator's Compliance Monitoring and Enforcement Status	Action to follow and other comment
Msukaligwa LM	Breyton Ponds	Case Reported and Registered on ECMS. Complaint investigated on 30 May 17; Issued NWA Notice (Pre-directive)	Further Engagements
	KwaZanele-Breyton AS	No Non-Compliance Case Reported	Further Engagements
	Ermelo New	Case Reported and Registered on ECMS. Complaint investigated on 27 Sep 16; Issued NWA Notice (Pre-directive); Issued NWA Directive Criminal charges laid (CAS 192/11/2019)	Further Engagements The civil matter will be in Court on 31 August 2023.
	Lothair	No Non-Compliance Case Reported	Further Engagements
	Chrissiesmeer	None	Further Engagements
	Davel	Case Reported and Registered on ECMS. Complaint investigated on 27 Sep 16; Issued NWA Notice (Pre-directive); Issued NWA Directive	Further Engagements
	Sheepmoor	No Non-Compliance Case Reported	Further Engagements

9.7 Pixley ka Seme Local Municipality

The municipality was identified to have the following wastewater treatment systems in critical state and was advised by the Regulator to issue a Corrective Action Plans (CAPs) and ringfenced grant allocation to the identified systems. The following results were found following analysis of the CAPs and funds as submitted by the WSA during the period 1 April 2022 to 31 March 2023.

BASELINE:

WSI Name	WSI 2021 GD Score	WSI TSA Score	Total VROOM Cost	WWTW Names (<31% score)	WTWW 2021 GD Score
Pixley ka Seme LM	22%	24%	R178,000	Amersfoort	20.9%
				Perdekop	20.7%
				Volksrust	24.1%
				Vukuzakhe	17.9%
				Wakkerstroom	20.7%

Watch Area 1: PLANNING - Corrective Action Plan to improve on the Green Drop Scores

WSI Name	WWTW Name	Compliance Letters Issued	WSA Requested support to develop the CAP	DWS Schedule Engagement with WSIs	# CAPs recd by DWS	Date of CAPs receipt by DWS	CAP Implementation Status: Progress @ 31 Mar 2022	Quality of CAP
Pixley ka Seme LM	Amersfoort	Yes	None	Ongoing Engagements	1	Yes, 12/07/22	Planned	Good
	Perdekop	Yes	None	Ongoing Engagements	1		Planned	Good
	Volksrust	Yes	None	Ongoing Engagements	1		Planned	Good
	Vukuzakhe	Yes	None	Ongoing Engagements	1		No Progress	Good
	Wakkerstroom	Yes	None	Ongoing Engagements	1		No Progress	Good

Watch Area 2: IMPLEMENTATION - Securing of water services grants, funding, and appropriate resources to implement the CAP

WSI Name	WWTW Names	CAP Implementation Monitoring	KPA Areas Targeted via CAP	Resources Secured/ Mobilised for CAP implementation, i.e. Turnaround of <31% GD % TSA
Pixley ka Seme LM	Amersfoort	Improvement	KPA A: Capacity Management (15%) KPA B: Environmental Management (15%) KPA C: Financial Management (20%) KPA D: Technical Management (20%) KPA E: Effluent & Sludge Compliance (30%)	Municipal budget allocated
	Perdekop	Improvement		
	Volksrust	Improvement		
	Vukuzakhe	Improvement		
	Wakkerstroom	Improvement		

Watch Area 3: INTERVENTION – Status and types of interventions by DWS

WSI Name	WWTW Name	Regulator's Compliance Monitoring and Enforcement Status	Action to follow and other comment
Pixley ka Seme LM	Amersfoort	Case Reported and Registered on ECMS. Complaint investigated on 21 Aug 17; Issued NWA Notice (Pre-directive); Issued NWA Directive	Further Engagements
	Perdekop	Case Reported and Registered on ECMS. Complaint investigated on 10 Aug 22; Issued NWA Notice (Pre-directive); Issued NWA Directive	Further Engagements
	Volksrust	No Non-Compliance Case Reported	Further Engagements
	Vukuzakhe	No Non-Compliance Case Reported	Further Engagements
	Wakkerstroom	Case Reported and Registered on ECMS. Complaint investigated on 10 Aug 22	Further Engagements

9.8 Thaba Chweu Local Municipality

The municipality was identified to have the following wastewater treatment systems in critical state and was advised by the Regulator to issue a Corrective Action Plans (CAPs) and ringfenced grant allocation to the identified systems. The following results were found following analysis of the CAPs and funds as submitted by the WSA during the period 1 April 2022 to 31 March 2023.

BASELINE:

WSI Name	WSI 2021 GD Score	WSI TSA Score	Total VROOM Cost	WWTW Names (<31% score)	WTTW 2021 GD Score
Thaba Chweu LM	10%	46%	R107,280,000	Lydenburg	7.1%
				Sabie	11.5%
				Graskop	20.4%
				Coromandel	10.8%

Watch Area 1: PLANNING - Corrective Action Plan to improve on the Green Drop Scores

WSI Name	WWTW Name	Compliance Letters Issued	WSA Requested Support to develop the CAP	DWS Schedule Engagement with WSIs	# CAPs recd by DWS	Date of CAPs receipt by DWS	CAP Implementation Status: Progress @ 31 Mar 2022	Quality of CAP
Thaba Chweu LM	Lydenburg	Yes	Yes	Further Engagements	1	Yes, 11/07/22	Planned	Poor
	Sabie	Yes	Yes	Further Engagements	1		No Progress	Poor
	Graskop	Yes	Yes	Further Engagements	1		No Progress	Poor
	Coromandel	Yes	Yes	Further Engagements	1		No Progress	Poor

Watch Area 2: IMPLEMENTATION - Securing of water services grants, funding, and appropriate resources to implement the CAP

WSI Name	WWTW Names	CAP Implementation Monitoring	KPA Areas Targeted via CAP	Resources Secured/ Mobilised for CAP implementation, i.e. Turnaround of <31% GD % TSA
Thaba Chweu LM	Lydenburg	Improvement	KPA A: Capacity Management (15%) KPA B: Environmental Management (15%) KPA C: Financial Management (20%) KPA D: Technical Management (20%) KPA E: Effluent & Sludge Compliance (30%)	Municipal budget allocated
	Sabie	Improvement		None
	Graskop	Improvement		None
	Coromandel	Improvement		None

Watch Area 3: INTERVENTION – Status and types of interventions by DWS

WSI Name	WWTW Name	Regulator's Compliance Monitoring and Enforcement Status	Action to follow and other comment
Thaba Chweu LM	Lydenburg	Issued NWA Notice (Pre-directive); Issued NWA Directive; Criminal charges laid CAS 131/03/2020, Plea Sentencing Agreement	Plea Sentencing Agreement
	Sabie	Case Reported and Registered on ECMS. Complaint investigated on 17 Feb 22 Issued NWA Notice (Pre-directive); Issued NWA Directive	Further Engagements
	Graskop	Issued NWA Directive	Further Engagements
	Coromandel	Issued NWA Notice (Pre-directive); Issued NWA Directive	Further Engagements

10. NORTH WEST: MUNICIPAL WASTEWATER CORRECTIVE ACTION PLAN STATUS

Overview of critical wastewater systems

The GD 2022 report and the North West provincial chapter identified 33 systems to be in a critical state, compared to 21 systems in 2013. The majority of these systems are managed by Dr Ruth Mompoti DM (8 of 10 systems) and Ngaka Modiri Molema (all 13 systems). The provincial Risk Ratio for treatment plants regressed significantly from 73% in 2013 to 85% in 2021. The most prominent risks were observed at a treatment level, and pointed to WWTWs that exceeded their design capacity, lack of inflow monitoring, dysfunctional processes, and equipment (especially disinfection), as well as effluent and sludge non-compliance or lack of monitoring.

Table 49 - North West 2021 Green Drop Summary

WSA Name	2013 GD Score (%)	2021 GD Score (%)	2021 Critical State (<31%)
Madibeng	44	36↓	Mothotlung, Eagles Landing, Sunway
Moses Kotane	16	21↑	Both plants (2)
Dr Ruth Mompoti	22	17↓	8 of 10 plants
Maquassi Hills	2	14↑	Leeudoringstad, Wolmaranstad
Kgetlengriver	22	2↓	All 4 plants
Moretele	28	0↓	Swartdam
Ngaka Modiri Molema	18	0↓	All 13 plants
Totals	-	-	33

Provincial Green Drop Analysis

The 100% response from the 10 municipalities audited during the 2021 Green Drop process demonstrated a firm commitment to wastewater services in the province. Local Government reforms resulted in the merging of Ventersdorp LM and Tlokwe LM into JB Marks LM. Therefore 10 WSAs were audited in 2021 compared to the 11 WSAs in 2013. The analysis for the period 2009, 2011, 2013 and 2021, indicated that most of the system scores were in the 0-<31% (Critical state) space, with the 31-<50% (Poor Performance) being the next largest category. The most concerning finding was that the systems in a 'critical state' increased from 21 in 2013 to 33 in 2021.

Regulatory Enforcement

Wastewater systems which failed to achieve the minimum Green Drop target of 31%, were placed under regulatory focus. The Regulator required these municipalities to submit a detailed corrective action plan within 60 days from publishing of the Green Drop 2022 report. Seven (7) municipalities and 33 wastewater systems that received Green Drop scores below 31%, were placed under **regulatory surveillance**, in accordance with the Water Services Act (108 Of 1997). In addition, these municipalities were advised to ringfence water services grant allocation to rectify/restore wastewater collection and treatment shortcomings identified.

Table 50 - WWTWs with <31% Green Drop scores

WSA Name	2021 Municipal GD Score	WWTWs with <31% score
Madibeng LM	36%	Mothotlung, Eagles Landing, Sunway
Moses Kotane LM	21%	Both plants (2)
Dr Ruth Mompoti DM	17%	8 of 10 plants
Maquassi Hills LM	14%	Leeudoringstad, Wolmaranstad
Kgetlengriver LM	2%	All 4 plants
Moretele LM	0%	Swartdam
Ngaka Modiri Molema DM	0%	All 13 plants

The following municipalities and their associated wastewater treatment plants were found to be in high CRR risk positions, which means that some or all the risk indicators were in a precarious state, i.e. operational flow, technical capacity, and effluent quality. WWTWs in high risk and critical risk positions pose a serious risk to public health and the environment. The following municipalities were required to assess their risk contributors and develop corrective measures to mitigate these risks.

Table 51 - %CRR/CRR_{max} scores and WWTWs in critical and high-risk space

WSA Name	2021 Average CRR/CRR _{max} % deviation	WWTWs in critical and high-risk space	
		Critical Risk (90-100%CRR)	High Risk (70-<90%CRR)
Rustenburg LM	57.2%		Rustenburg

WSA Name	2021 Average CRR/CRRmax % deviation	WWTWs in critical and high-risk space	
		Critical Risk (90-100%CRR)	High Risk (70-<90%CRR)
Matlosana LM	76.1%		Klerksdorp, Orkney, Stilfontein
Madibeng LM	78.1%	Mothotlung, Eagles Landing, Sunway	Lethalbile
Maquassi Hills LM	89.6%	Wolmaranstad	Leeudoringstad
Dr. Ruth S Mompoti DM	89.8%	8 of 10 plants	
Kgetlengriver LM	92.6%	Koster ponds, Mazista, Swartruggens	Koster AS
Moses Kotane LM	94.1%	Madikwe	Mogwase
Ngaka Modiri Molema DM	97.4%	12 of 13 plants	
Moretele LM	100.0%	Swartdam	

Regulator Enforcement Results as at 31 March 2023

Analyses of the Corrective Action Plans that were submitted by municipalities and its identified WWTWs in critical state, are summarised against the 3 Watch Areas.

BASELINE:

- ◆ Details of municipality and wastewater systems in critical state in 2022
- ◆ Municipal and System Green Drop score
- ◆ TSA score
- ◆ VROOM amount reported for the municipality to restore functionality.

Table 52 - 2021 Green Drop Baseline Summary

No.	WSI Name	WSI 2021 GD Score	WSI TSA Score	Total VROOM Cost	WWTW Names	WTTW 2021 GD Score
1	Madibeng LM	36%	16%	R140,933,000	Mothotlung	1.0%
					Eagles Landing	13.5%
					Sunway	11.5%
2	Moses Kotane LM	21%	12%	R4,520,000	Mogwase	20.7%
					Madikwe	0.0%
3	Dr Ruth Mompoti DM	17%	19%	R25,920,000	Vryburg	0.0%
					Schweizer Reneke	0.0%
					Stella	0.0%
					Taung Hospital	0.0%
					Taung Station	0.0%
					Diplankeni/Mogogong	0.0%
					Maganeng/Pudimoe	0.0%
					Reivilo	0.0%
					4	Maquassi Hills LM
Wolmaranstad	15.6%					
5	Kgetlengriver LM	2%	11%	R2,750,000	Koster AS	4.3%
					Swartruggens	3.0%
					Koster Ponds	0.0%
6	Moretele LM	0%	11%	R3,585,000	Mazista	0.3%
					Swartdam	0.0%
7	Ngaka Modiri Molema DM	0%	16%	R38,142,500	Coligny	0.0%
					Lichtenburg	0.0%
					Itsoseng	0.0%
					Mahikeng	0.0%
					Mmabatho	0.0%
					Lehurutshe-Welbedacht	0.0%
					Zeerust	0.0%
					Delareyville	0.0%
					Sannieshof	0.0%
					Ottosdal	0.0%
					Atamelang	0.0%
					Groot Marico	0.0%
					Itekeng Ponds	0.0%
				R233,257,500	33	

Seven WSIs and 33 WWTWs received Green Drop scores below 31% and were placed under regulatory surveillance in accordance with the Water Services Act (108 Of 1997). The WSIs were required by the Regulator to submit a detailed corrective action plan within 60 days from the publishing of the Green Drop 2022 Report.

Watch Area 1: PLANNING - Corrective Action Plan to improve on the Green Drop Scores

- ◆ Compliance letter issued
- ◆ Acknowledgement of receipt by WSI
- ◆ WSI requested support or extension wrt development of CAP
- ◆ DWS schedule engagement with non-responsive WSIs
- ◆ CAP implementation status
- ◆ Quality of CAPs.

Table 53 - Summary of the Corrective Action Planning during 1 April 2022 to 31 March 2023

#	WSI Name	WWTW Name	WSA Requested Support to develop the CAP	DWS Schedule Engagement with Non-responsive WSIs	# CAPs recd by DWS	Date of CAPs receipt by DWS	CAP Implementation Status: Progress @ 31 March 2022	Quality of CAP
1	Madibeng LM	Mothotlung	None	A meeting was held on 23 Feb 23	0	None	NI	NI
		Eagles Landing	None	Follow-ups dated 06/12/19, 31/01/20. A meeting was held on 23 Feb 23	0	None	NI	NI
		Sunway	None	A meeting was held on 23 Feb 23. A follow-up investigation was conducted on 30 Jan 2023. Mr. Nkhetheni to update	0	None	NI	NI
2	Moses Kotane LM	Mogwase	None	4 Aug 22: GD22 Report discussion	0	None	NI	NI
		Madikwe	None		0	None	NI	NI
3	Dr Ruth Mompoti DM	Vryburg	None	16 Aug 22: Meeting held with WSA in Vryburg to discuss GD22 Report Findings and possible way forward	0	None	NI	NI
		Schweizer Reneke	None		0	None	NI	NI
		Stella	None		0	None	NI	NI
		Taung Hospital	None		0	None	NI	NI
		Taung Station	None		0	None	NI	NI
		Diplankeni/Mogogong	None		0	None	NI	NI
		Maganeng/Pudimoe	None		0	None	NI	NI
		Reivilo	None		0	None	NI	NI
4	Maquassi Hills LM	Leeudoringstad	None	1 Jul 22: Meeting held between WSA and DWS to discuss GD22 Report Findings and offer support and guidance. A meeting was on 17 Feb 23 discuss the GD report	0	None	NI	NI
		Wolmaranstad	None		0	None	NI	NI
5	Kgetlengriver LM	Koster AS	None	An initial meeting was held on 8 Aug 22 and a follow-up meeting was held 27 Feb 23 wherein the LM indicated Magalies and MISA will assist in development of action plans. 8 Aug 22: meeting held with WSA to discuss GD22 Report and possible way forward. Another meeting is envisaged to be held on 9 Ma 23	0	None	NI	NI
		Swartruggens	None		0	None	NI	NI
		Koster Ponds	None		0	None	NI	NI
		Mazista	None		0	None	NI	NI
6	Moretele LM	Swarddam	None	A Follow-up inspection was conducted on 17/11/21. On 21 Jun 22: GD22 Report discussions were held with LM. 14 Feb 23 a meeting was held to discuss GD report and interventions or remedial action	0	None	NI	NI
7	Ngaka Modiri Molema DM	Coligny	Yes	24 May 22- W2RAP session held	1	Yes, 02/08/22	>50% Implemented	NI
		Lichtenburg		24 May 22- W2RAP session held	1		>50% Implemented	NI
		Itsoseng		24 May 22- W2RAP session held	1		>50% Implemented	NI
		Mahikeng		29 Sep 22 - W2RAP session held	1		No Progress	NI
		Mmabatho		29 Sep 22 - W2RAP session held	1		No Progress	NI
		Lehurutshe-Welbedacht		None	1		<50% Implemented	NI
		Zeerust		None	1		Planned	NI
		Delareyville		15 Jun 22 - W2RAP session held 21 Sep 22- status update meeting	1		>50% Implemented	NI

#	WSI Name	WWTW Name	WSA Requested Support to develop the CAP	DWS Schedule Engagement with Non-responsive WSIs	# CAPs recd by DWS	Date of CAPs receipt by DWS	CAP Implementation Status: Progress @ 31 March 2022	Quality of CAP
		Sannieshof		16 Jun 22 - W2RAP session held 21 Sep 22- status update meeting	1		>50% Implemented	NI
		Ottosdal		17 Jun 22 - W2RAP session held 21 Sep 22- status update meeting	1		>50% Implemented	NI
		Atamelang		18 Jun 22 - W2RAP session held 21 Sep 22- status update meeting	1		Planned	NI
		Groot Marico		None	1		<50% Implemented	NI
		Itekeng Ponds		24 May 22- W2RAP session held	1		>50% Implemented	NI
		33	13		13			

Of the 33 critical state systems, 33 compliance letters were issued to the WSIs and only 1 WSI requested support. Thirteen CAPs were received by DWS giving a 39% (13 of 33) response to the Regulatory response. Nine of the CAPs are being implemented so far with 1 planned and no progress for the other WSIs. The quality of the CAPs were not established.

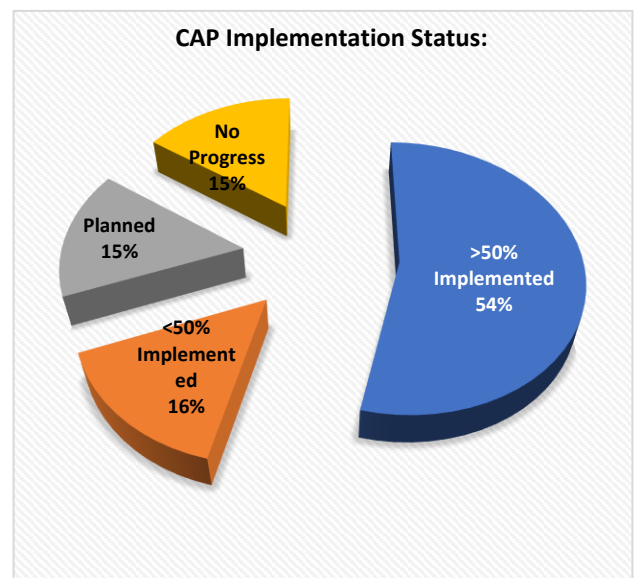
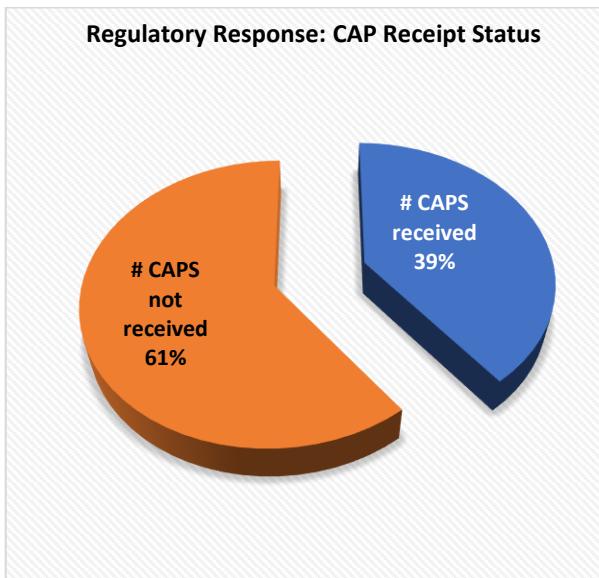


Figure 18 - NW Summary of CAPs Received and Not Received and CAP Implementation Status

Watch Area 2: IMPLEMENTATION - Securing of water services grants, funding, and appropriate resources to implement the CAP

- ◆ CAP implementation monitoring
- ◆ KPA areas targeted through CAP (KPA 1, 2, 3, 4, 5)
- ◆ Resources secured to implement CAP (funds, expertise, staff, none).

Table 54 - Summary of the Targeted KPAs and Resources to implement CAPs and effect turnaround

#	WSI Name	WWTW Names	CAP Implementation Monitoring	KPA Areas Targeted via CAP	Resources Secured/ Mobilised for CAP implementation, i.e. Turnaround of <31% GD % TSA
1	Madibeng LM	Mothotlung	None	NI	NI
		Eagles Landing	None	NI	Grant funding rerouted
		Sunway	None	NI	NI
2	Moses Kotane LM	Mogwase	None	NI	NI
		Madikwe	None	NI	NI
3	Dr Ruth Mompoti DM	Vryburg	None	NI	NI
		Schweizer Reneke	None	NI	NI
		Stella	None	NI	NI
		Taung Hospital	None	NI	NI
		Taung Station	None	NI	NI
		Diplankeni/Mogogong	None	NI	NI
		Maganeng/Pudimoe	None	NI	NI
		Reivilo	None	NI	NI
4	Maquassi Hills LM	Leeudoringstad	None	NI	NI
		Wolmaranstad	None	NI	Grant funding rerouted
5	Kgetlengriver LM	Koster AS	None	NI	NI
		Swartruggens	None	NI	NI
		Koster Ponds	None	NI	NI

#	WSI Name	WWTW Names	CAP Implementation Monitoring	KPA Areas Targeted via CAP	Resources Secured/ Mobilised for CAP implementation, i.e. Turnaround of <31% GD % TSA
		Mazista	None	NI	NI
6	Moretele LM	Swartdam	None	NI	NI
		Coligny	Action plan submitted, Improvement	KPA B: Environmental Management (15%) KPA C: Financial Management (20%) KPA D: Technical Management (20%) KPA E: Effluent & Sludge Compliance (30%)	Municipal budget allocated
		Lichtenburg	Action plan submitted, Improvement	KPA B: Environmental Management (15%) KPA C: Financial Management (20%) KPA D: Technical Management (20%) KPA E: Effluent & Sludge Compliance (30%)	Municipal budget allocated
		Itsoseng	Action plan submitted, Improvement	KPA B: Environmental Management (15%) KPA C: Financial Management (20%) KPA D: Technical Management (20%) KPA E: Effluent & Sludge Compliance (30%)	Municipal budget allocated
		Mahikeng	Action plan submitted, Improvement	KPA C: Financial Management (20%) KPA E: Effluent & Sludge Compliance (30%)	Municipal budget allocated
		Mmabatho	Action plan submitted, Improvement	KPA C: Financial Management (20%) KPA E: Effluent & Sludge Compliance (30%)	Municipal budget allocated
		Lehurutshe-Welbedacht	Action plan submitted, Improvement	KPA B: Environmental Management (15%) KPA D: Technical Management (20%)	Municipal budget allocated
7	Ngaka Modiri Molema DM	Zeerust	Action plan submitted, Improvement	KPA B: Environmental Management (15%) KPA D: Technical Management (20%)	Municipal budget allocated
		Delareyville	Action plan submitted, Improvement	KPA B: Environmental Management (15%) KPA C: Financial Management (20%) KPA D: Technical Management (20%)	Municipal budget allocated
		Sannieshof	Action plan submitted, Improvement	KPA B: Environmental Management (15%) KPA C: Financial Management (20%) KPA E: Effluent & Sludge Compliance (30%)	Municipal budget allocated
		Ottosdal	Action plan submitted, Improvement	KPA B: Environmental Management (15%) KPA C: Financial Management (20%) KPA D: Technical Management (20%)	Municipal budget allocated
		Atamelang	Action plan submitted, Improvement		Municipal budget allocated
		Groot Marico	Action plan submitted, Improvement	KPA B: Environmental Management (15%) KPA C: Financial Management (20%) KPA D: Technical Management (20%)	Municipal budget allocated
		Itekeng Ponds	Action plan submitted, Improvement	KPA B: Environmental Management (15%) KPA C: Financial Management (20%) KPA D: Technical Management (20%) KPA E: Effluent & Sludge Compliance (30%)	Municipal budget allocated

Implementation of the CAPs are monitored by the DWS Regional Office, who monitors and reports as follows:

- 12 of 13 systems offered CAPs which are addressing one or more of the (5) Green Drop KPAs
- 13 of the 13 systems have municipal budgets allocated to implement the CAP.

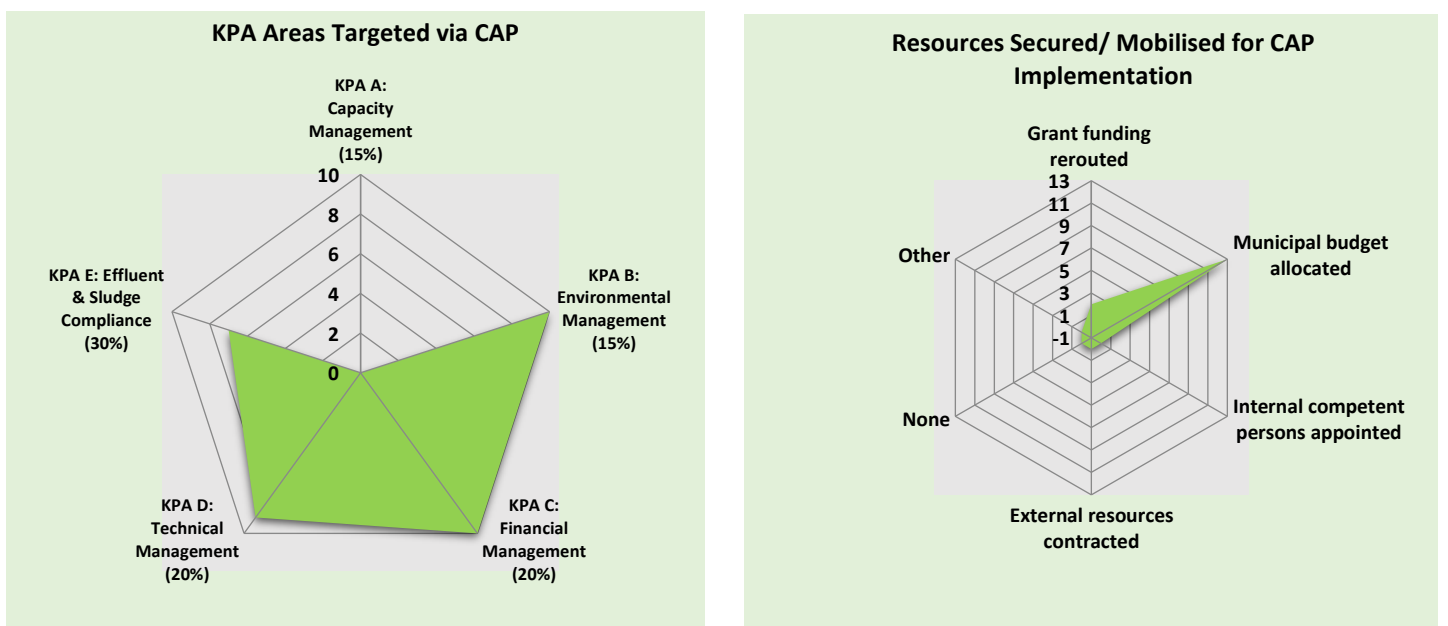


Figure 19 - Summary of KPA Areas Targeted via CAP and Resources Secured/ Mobilised for CAP Implementation

Watch Area 3: INTERVENTION – Status and types of interventions by DWS

- ◆ Regulator’s compliance and enforcement monitoring status
- ◆ Type of legal interventions taken
- ◆ Regional Heads regulatory comment.

Table 55 - Summary of the Regulatory Interventions

#	WSI Name	WWTW Name	Regulator’s Compliance Monitoring & Enforcement Status	Action to follow and other comment	Regulatory Comment by the REGIONAL HEAD
1	Madibeng LM	Mothotlung	Issued non-compliance letter (S9(4) or 10(4). Pre-directive Issued.	MISA and Madibeng will be finalising the recommendation made on the action plan. Meeting scheduled for March 2023 to seek support from Municipal executive. DWS will issue a Notice to compel LM to commit to an action plan to remedy and curb pollution caused by non-functional system. The plant is still vandalised. LM intend to divert the wastewater due to persistent vandalism. Action plan, budget with time frame to be provided to DWS. Pre- notice will be finalised and issued to MLM. If no corporation noted on the side of the LM, the DWS will issue Directive to LM	To engage MM of Madibeng concerning the Municipalities’ failure to commit in writing and in the CAP their proposed long-term solution to build a pumpstation and to refurbishing Damosville sewer pump station; and to have LM principals to be committed on GD programme to support the Junior officials. Enforcement actions to be done.
		Eagles Landing	Case reported on 30 Jan 20 Issued NWA Notice (Pre-directive)	Continuous monitoring of the system to ensure implementation of the action plan. Registration of the plant still to be addressed and the issue of WULA. No action plan submitted, and no intention by LM to apply for Water Use Licence Application. Overall status of the plant operation has improved due to the refurbishments. Overall status of the plant operation has improved due to the refurbishments.	To engage MM of Madibeng concerning the Municipalities’ failure to populate information on IRIS and to have the works authorised, and to have LM principals to be committed on GD programme to support the Junior officials.
		Sunway	No Action	The plant is still vandalised. Security risk of the plant is a problem. Progress on servitudes right for sewer pipeline to be provided by the municipality. Grant funding was not supported by DWS due to security issue of the plant. Permanent solution as recommended by the municipality is to acquire servitudes right for sewer line to Rietfontein Works. Directive to be issued.	To engage MM of Madibeng concerning fast-tracking of acquiring the servitude rights for sewer pipeline and to have LM principals to be committed on GD programme to support the Junior officials.
2	Moses Kotane LM	Mogwase	Issued non-compliance letter (S9(4) or 10(4)	Meeting was held on 06/02/2023 discussing the draft cap. Awaiting the signed action plan.	To engage the MM to sign the draft CAP. If no improvement noted the DWS will issue Directive to MKLM. To have LM principals to be committed on GD programme to support the Junior officials
		Madikwe	None	Meeting was on 06/02/2023 discussing the draft cap. Awaiting the signed action plan. . Poor operation and maintenance of the ponds	
3	Dr Ruth Mompoti DM	Vryburg	Case Reported and Registered on ECMS. Complaint investigated on 16 May 18 (Pre-directive Issued), Directive Issues and Court Order obtained 2020 Issued non-compliance letter (S9(4) or 10(4)	Provincial DWS to follow up on non-compliance letters sent to WSA. NC office are monitoring court order implementation. A follow-up meeting was held 2 March 2023. Send the Non-Compliance Letter through registered mail depended on availability of budget. WSA and Local municipalities not responsive to engagement initiated by regional office. However refurbishment and O&M project currently ongoing at works. Some improvement was noted during the site inspection conducted 16 November 2022.	To engage the MM to sign the draft CAP. If no improvement noted the DWS will issue Directive to municipality. To have DM principals to be committed on GD programme to support the Junior officials
		Schweizer Reneke	Case Reported and Registered on ECMS. Complaint investigated on 16 May 18 Issued non-compliance letter (S9(4) or 10(4)	A follow-up meeting was held 2 March 2023. Send the Non-Compliance Letter through registered mail depended on availability of budget. WSA and Local municipalities not responsive to engagement initiated by regional office. However refurbishment and O&M project currently ongoing at works. Some improvement was noted during the site inspection conducted 16 November 2022. Moedi consulting was contracted to do refurbishments at the plant. Draft CAP was presented to DWS however final document is not submitted.	
		Stella	Issued non-compliance letter (S9(4) or 10(4)		
		Taug Hospital	Issued non-compliance letter (S9(4) or 10(4)		
		Taug Station	Issued non-compliance letter (S9(4) or 10(4)		
Diplankeni/Mogogong	Issued non-compliance letter (S9(4) or 10(4)				

#	WSI Name	WWTW Name	Regulator's Compliance Monitoring & Enforcement Status	Action to follow and other comment	Regulatory Comment by the REGIONAL HEAD
4	Maquassi Hills LM	Maganeng/Pudimoe	Issued non-compliance letter (S9(4) or 10(4))		
		Reivilo	Issued non-compliance letter (S9(4) or 10(4))		
		Leeudoringstad	Issued non-compliance letter (S9(4) or 10(4))	Follow up by DWS regional office. A non-compliance letter will be sent through registered mail to LM in order to obtain acknowledgement of receipts or proof of service. Municipality not responding to engagement initiated by DWS. WSA does not upload any information on IRIS. Draft action plan was submitted to DWS for review however the WSA did not implement changes. CAP yet signed.	To engage the MM to sign the draft CAP. If no improvement noted the DWS will issue Directive to municipality. To have DM principals to be committed on GD programme to support the Junior officials
5	Kgetlengriver LM	Wolmaranstad	Issued non-compliance letter (S9(4) or 10(4)) (Pre-directive Issued)	To engage the MM to sign the draft CAP. If no improvement noted the DWS will issue Directive to MKLM. To have LM principals to be committed on GD programme to support the Junior officials	
		Koster AS	Issued non-compliance letter (S9(4) or 10(4))	Follow-up dated 31/07/2019, 19/04/2021, 30/08/2021, 05/08/2022. The backup generator normally is out of diesel, de-grit pumps were not operational, Criminal case opened by member of the public. funding was approved for the refurbishment of the collection system. WSA does not upload any information on IRIS. No action plan was submitted to DWS. Enforcement action to be taken for not submitting CAP.	Meeting to be arranged by DWS with both Magalies and Kgetleng LM to discuss the capabilities of the municipality to run the plants, and then brief the Minister for intervention.
		Swartruggens	Issued NWA Notice (Pre-directive)	The Swartruggens WWTW was recently upgraded and refurbished by Langu Electrical contractor. DWS is monitoring implementation of the administrative action taken i.e. instructions of the notice issued. A follow-up inspection was conducted on 13 March 2023, and it was found that, Magalies Water is responsible for mechanical and electrical failures of the plant and Kgetleng is responsible for operation. Lack of diesel for standby generator is the main concern. The plant overflow from inlet work to the river during power outage. Units such as Smart Units, Clarifier, submersible mixers at reactor (Anoxic Zone), Mechanical screen, degritter pump to be attended to by Magalies . Enforcement action to be taken for not submitting CAP.	Meeting to be arranged by DWS with both Magalies and Kgetleng LM to discuss the capabilities of the municipality to run the plants, and then brief the Minister for intervention.
		Koster Ponds	Issued NWA Notice (Pre-directive) Issued NWA Directive	The issuance of notice and Directive to KRLM led to the funding and construction of Activated Sludge Plant (ASP) at separate location. The Oxidation ponds are still servicing the town and Abattoir. DWS issued letter to LM due to vandalism and neglecting the Works and the sewer line. A follow-up inspection was conducted on 13 March 2023. The flow from the town is not reaching the ponds, there was a sewer line blockage between the town and Koster Abattoir. DWS issued separate notice and Directive to the Koster Abattoir causing blockage of sewer line and discharging of Abattoir wastewater into the environment. DWS to issue a notice of intention to issue Directive to LM due to blocked and collapsed sewer pipeline between town and Abattoir.	Meeting to be arranged by DWS with both Magalies and Kgetleng LM to discuss the capabilities of the municipality to run the plants, and then brief the Minister for intervention
6	Moretele LM	Mazista	Issued NWA Notice (Pre-directive)	Monitoring will be conducted according to the APP targets. The plant was refurbished, and operational units were functional. Follow-up inspection was conducted on 13 March 2023. One member of the community is assisting on operating the plant, sometime without being compensated by the Municipality. This plant is not being prioritised by the LM. Overflow of sewage from inlet sump during power outage is the main concern.	Meeting to be arranged by DWS with both Magalies and Kgetleng LM to discuss about the capabilities of the municipality to run the plants, and then brief the Minister for intervention
		Swartdam	Issued non-compliance letter (S9(4) or 10(4)) (Pre-Directive Issued)	A site inspection was conducted on 17 March 2023. Magalies has been appointed to attend to all mechanical and electrical failure at the plant.	To engage the MM to sign the draft CAP. If no improvement noted the DWS will issue

#	WSI Name	WWTW Name	Regulator's Compliance Monitoring & Enforcement Status	Action to follow and other comment	Regulatory Comment by the REGIONAL HEAD
				the Region will issue a Notice of intention to issue a Directive. The plant is deteriorating and the issue of WULA to be addressed and no monitoring of water quality	Directive to municipality. To have DM principals to be committed on GD programme to support the Junior officials. Enforcement actions to be done for the deteriorating plant.
7	Ngaka Modiri Molema DM	Coligny	Issued NWA Notice (Pre-directive) Action Plan Received	The refurbishment work done at the pump station and WWTW show improvement of effluent quality. Staff compliment is still a challenge	WS regional office to continue attending progress meetings with WSA to monitor improvement. Failure to cooperate and lack of progress some plants will be escalated for interdict.
		Lichtenburg	Issued NWA Directive Action Plan Received	There is improvement based on the work done at the plant. Staff compliment is still a problem.	
		Itsoseng	Issued non-compliance letter (S9(4) or 10(4)) Issued NWA Notice (Pre-directive) Action Plan Received	The plants has been refurbished recently. No staff complement to operate the plant	
		Mahikeng	Issued non-compliance letter (S9(4) or 10(4)) Issued NWA Notice (Pre-directive) Action Plan Received	no staff compliment, draft W2RAP was developed but the final document is not uploaded. LM and DM not having an SLA which hampers progress.	
		Mmabatho	Issued NWA Notice (Pre-directive) Issued NWA Directive Action Plan Received	no staff compliment, draft W2RAP was developed but the final document is not uploaded. LM and DM not having an SLA which hampers progress.	
		Lehurutshe-Welbedacht	Issued non-compliance letter (S9(4) or 10(4)), Action Plan Received	WSA slow on progress, there is works refurbishment works which started beginning of March 2023 at the plant. WSA not uploading documents on IRIS. There are bylaws but no proof of implementation.	
		Zeerust	Issued NWA Directive Action Plan Received	Capacity management is still a challenge, progress is very slow. The plant was under upgrade and refurbishment however the finalisation date is always moved forward. GD improvements are not progressive.	
		Delareyville	Action Plan Received	Staffing or relevant PCs is still a challenge; however organograms and SOPs are available, there are improvements done at the works. WSA not consistent in uploading data. Sludge management should be improved.	
		Sannieshof	Action Plan Received	WSA poor when it comes to staffing.	
		Ottosdal	Issued NWA Notice (Pre-directive) Issued NWA Notice (Pre-directive) Action Plan Received	Lack of competent staff. The plant was not receiving enough flow due to spillages but there are some improvements and sludge can now be monitored. Inflow and outflow can be monitored.	
		Atamelang	Action Plan Received	WSA not progressing due to shortage of water in the area. Focus was directed to more challenging plants	
Groot Marico	Issued NWA Directive Action Plan Received	When District appoint the PSP to operate the plant, the local community chased the away for jobs. There are no improvement on capacity management. Political intervention (Mayor) is required.			
Itekeng Ponds	Action Plan Received	WSA through the contractor in the process of applying for authorisation, refurbishments of the ponds stuck due to DWS licencing unit not providing direction as to where should the water in the ponds be discharged for the work to begin.			

From the table above, it can be observed that stringent regulatory action is taken by the DWS Regional Office, in summary:

- ◆ 23 out of 33 systems have received regulatory and enforcement actions, ranging from cases reported, non-compliance letters, notices and directives issued
- ◆ All the systems have active monitoring and actions to be followed by the Regional Office
- ◆ The key issues that concerns the Regional Head includes the failure to commit in writing and in the CAP their proposed long term solution to build a pumpstation and to refurbish a sewer pump station, failure to populate information on IRIS and to have the works authorised, fast-tracking of acquiring the servitude rights for sewer pipeline.

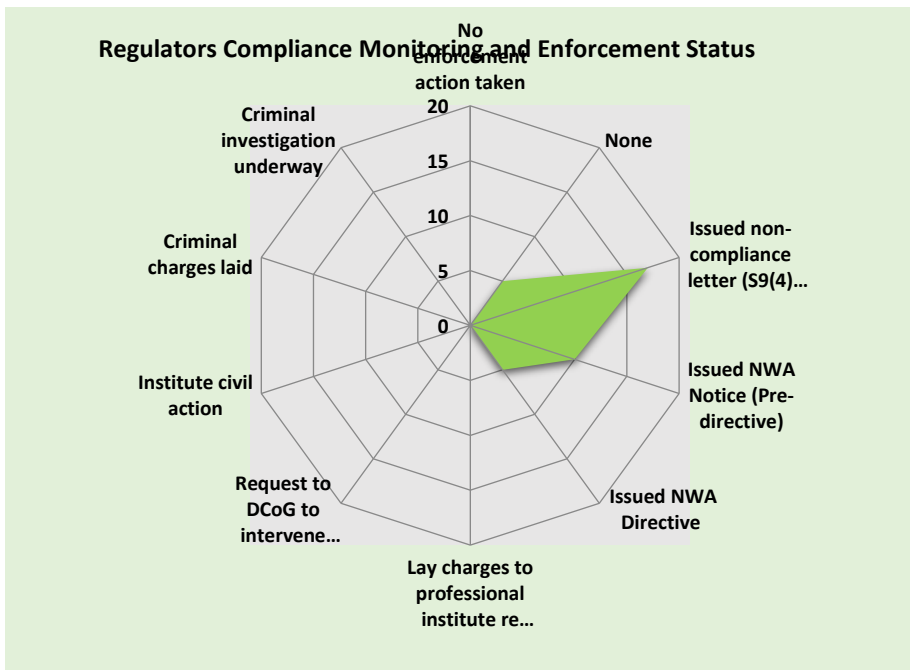


Figure 20 - Summary of Regulators Compliance Monitoring and Enforcement Status

10.1 Dr Ruth S Mompoti District Municipality

The municipality was identified to have the following wastewater treatment systems in critical state and was advised by the Regulator to issue a Corrective Action Plans (CAPs) and ringfenced grant allocation to the identified systems. The following results were found following analysis of the CAPs and funds as submitted by the WSA during the period 1 April 2022 to 31 March 2023.

BASELINE:

WSI Name	WSI 2021 GD Score	WSI TSA Score	Total VROOM Cost	WWTW Names	WWTW 2021 GD Score
Dr Ruth Mompoti DM	17%	19%	R25,920,000	Vryburg	0.0%
				Schweizer Reneke	0.0%
				Stella	0.0%
				Taung Hospital	0.0%
				Taung Station	0.0%
				Diplankeni/Mogogong	0.0%
				Maganeng/Pudimoe	0.0%
				Reivilo	0.0%

Watch Area 1: PLANNING - Corrective Action Plan to improve on the Green Drop Scores

WSI Name	WWTW Name	Compliance Letters Issued	WSA Requested Support to develop the CAP	DWS Schedule Engagement with Non-responsive WSIs	# CAPs recd by DWS	Date of CAPs receipt by DWS	CAP Implementation Status: Progress @ 31 March 2022	Quality of CAP
Dr Ruth Mompoti DM	Vryburg	Yes	None	16 Aug 22: Meeting held with WSA in Vryburg to discuss GD22 Report Findings and possible way forward	0	None	No Progress	NI
	Schweizer Reneke	Yes	None		0	None	No Progress	NI
	Stella	Yes	None		0	None	No Progress	NI
	Taung Hospital	Yes	None		0	None	No Progress	NI
	Taung Station	Yes	None		0	None	No Progress	NI
	Diplankeni/Mogogong	Yes	None		0	None	No Progress	NI
	Maganeng/Pudimoe	Yes	None		0	None	No Progress	NI
	Reivilo	Yes	None		0	None	No Progress	NI

Watch Area 2: IMPLEMENTATION - Securing of water services grants, funding, and appropriate resources to implement the CAP

None

Watch Area 3: INTERVENTION – Status and types of interventions by DWS

WSI Name	WWTW Name	Regulator's Compliance Monitoring and Enforcement Status	Action to follow and other comment
Dr Ruth Mompoti DM	Vryburg	Case Reported and Registered on ECMS. Complaint investigated on 16 May 18 Issued non-compliance letter (S9(4) or 10(4))	Provincial DWS to follow up on non-compliance letters sent to WSA. NC office are monitoring court order implementation. A follow-up meeting was held 2 March 2023. Send the Non-Compliance Letter through registered mail depended on availability of budget. WSA and Local municipalities not responsive to engagement initiated by regional office. However refurbishment and O&M project currently ongoing at works. Some improvement was noted during the site inspection conducted 16 Nov 22
	Schweizer Reneke	Case Reported and Registered on ECMS. Complaint investigated on 16 May 18 Issued non-compliance letter (S9(4) or 10(4))	A follow-up meeting was held 2 March 2023. Send the Non-Compliance Letter through registered mail depended on availability of budget. WSA and Local municipalities not responsive to engagement initiated by regional office. However refurbishment and O&M project currently ongoing at works. Some improvement was noted during the site inspection conducted 16 November 2022. Moedi consulting was contracted to do refurbishments at the plant. Draft CAP was presented to DWS however final document is not submitted
	Stella	Issued non-compliance letter (S9(4) or 10(4))	
	Taung Hospital	Issued non-compliance letter (S9(4) or 10(4))	
	Taung Station	Issued non-compliance letter (S9(4) or 10(4))	
	Diplankeni/Mogogong	Issued non-compliance letter (S9(4) or 10(4))	
	Maganeng/Pudimoe	Issued non-compliance letter (S9(4) or 10(4))	
	Reivilo	Issued non-compliance letter (S9(4) or 10(4))	

10.2 Kgetlengriver Local Municipality

The municipality was identified to have the following wastewater treatment systems in critical state and was advised by the Regulator to issue a Corrective Action Plans (CAPs) and ringfenced grant allocation to the identified systems. The following results were found following analysis of the CAPs and funds as submitted by the WSA during the period 1 April 2022 to 31 March 2023.

BASELINE:

WSI Name	WSI 2021 GD Score	WSI TSA Score	Total VROOM Cost	WWTW Names	WWTW 2021 GD Score
Kgetlengriver LM	2%	11%	R2,750,000	Koster AS	4.3%
				Swartruggens	3.0%
				Koster Ponds	0.0%
				Mazista	0.3%

Watch Area 1: PLANNING - Corrective Action Plan to improve on the Green Drop Scores

WSI Name	WWTW Name	Compliance Letters Issued	WSA Requested Support to develop the CAP	DWS Schedule Engagement with Non-responsive WSIs	# CAPs recd by DWS	Date of CAPs receipt by DWS	CAP Implementation Status: Progress @ 31 March 2022	Quality of CAP
Kgetlengriver LM	Koster AS	Yes	None	An initial meeting was held on 8 Aug 22 and a follow-up meeting was held 27 Feb 23 wherein the LM indicated Magalies and MISA will assist in development of action plans. 8 Aug 22: meeting held with WSA to discuss GD22 Report and possible way forward. Another meeting is envisaged to be held on 9 Ma 23	0	None	No Progress	NI
	Swartruggens	Yes	None		0	None	No Progress	NI
	Koster Ponds	Yes	None		0	None	No Progress	NI
	Mazista	Yes	None		0	None	No Progress	NI

Watch Area 2: IMPLEMENTATION - Securing of water services grants, funding, and appropriate resources to implement the CAP

None

Watch Area 3: INTERVENTION – Status and types of interventions by DWS

WSI Name	WWTW Name	Regulator’s Compliance Monitoring and Enforcement Status	Action to follow and other comment
Kgetlengriver LM	Koster AS	Issued non-compliance letter (S9(4) or 10(4))	Follow-up dated 31/07/2019, 19/04/2021, 30/08/2021, 05/08/2022. The backup generator normally is out of diesel, de-grit pumps were not operational, Criminal case opened by member of the public. funding was approved for the refurbishment of the collection system. WSA does not upload any information on IRIS. No action plan was submitted to DWS. Enforcement action to be taken for not submitting CAP.
	Swartruggens	Issued NWA Notice (Pre-directive)	The Swartruggens WWTW was recently upgraded and refurbished by Langu Electrical contractor. DWS is monitoring implementation of the administrative action taken i.e. instructions of the notice issued. A follow-up inspection was conducted on 13 March 2023, and it was found that, Magalies Water is responsible for mechanical and electrical failures of the plant and Kgetleng is responsible for operation. Lack of diesel for standby generator is the main concern. The plant overflow from inlet work to the river during power outage. Units such as Smart Units, Clarifier, submersible mixers at reactor (Anoxic Zone), Mechanical screen, degritter pump to be attended to by Magalies . Enforcement action to be taken for not submitting CAP.
	Koster Ponds	Issued NWA Notice (Pre-directive) Issued NWA Directive	The issuance of notice and Directive to KRLM led to the funding and construction of Activated Sludge Plant (ASP) at separate location. The Oxidation ponds are still servicing the town and Abattoir. DWS issued letter to LM due to vandalism and neglecting the Works and the sewer line. A follow-up inspection was conducted on 13 March 2023. The flow from the town is not reaching the ponds, there was a sewer line blockage between the town and Koster Abattoir. DWS issued separate notice and Directive to the Koster Abattoir causing blockage of sewer line and discharging of Abattoir wastewater into the environment. DWS to issue a notice of intention to issue Directive to LM due to blocked and collapsed sewer pipeline between town and Abattoir.
	Mazista	Issued NWA Notice (Pre-directive)	Monitoring will be conducted according to the APP targets. The plant was refurbished, and operational units were functional. Follow-up inspection was conducted on 13 March 2023. One member of the community is assisting on operating the plant, sometime without being compensated by the Municipality. This plant is not being prioritised by the LM. Overflow of sewage from inlet sump during power outage is the main concern.

10.3 Madibeng Local Municipality

The municipality was identified to have the following wastewater treatment systems in critical state and was advised by the Regulator to issue a Corrective Action Plans (CAPs) and ringfenced grant allocation to the identified systems. The following results were found following analysis of the CAPs and funds as submitted by the WSA during the period 1 April 2022 to 31 March 2023.

BASELINE:

WSI Name	WSI 2021 GD Score	WSI TSA Score	Total VROOM Cost	WWTW Names	WWTW 2021 GD Score
Madibeng LM	36%	16%	R140,933,000	Mothotlung	1.0%
				Eagles Landing	13.5%
				Sunway	11.5%

Watch Area 1: PLANNING - Corrective Action Plan to improve on the Green Drop Scores

WSI Name	WWTW Name	Compliance Letters Issued	WSA Requested Support to develop the CAP	DWS Schedule Engagement with Non-responsive WSIs	# CAPs recd by DWS	Date of CAPs receipt by DWS	CAP Implementation Status: Progress @ 31 March 2022	Quality of CAP
Madibeng LM	Mothotlung	Yes	None	A meeting was held on 23 Feb 23	0	None	No Progress	NI
	Eagles Landing	Yes	None	Follow-ups dated 06/12/19, 31/01/20. A meeting was held on 23 Feb 23	0	None	No Progress	NI
	Sunway	Yes	None	A meeting was held on 23 Feb 23. A follow-up investigation was conducted on 30 Jan 2023. Mr. Nkhetheni to update	0	None	No Progress	NI

Watch Area 2: IMPLEMENTATION - Securing of water services grants, funding, and appropriate resources to implement the CAP

WSI Name	WWTW Names	CAP Implementation Monitoring	KPA Areas Targeted via CAP	Resources Secured/ Mobilised for CAP implementation, i.e. Turnaround of <31% GD % TSA
Madibeng LM	Mothotlung	None	NI	NI
	Eagles Landing	None	NI	Grant funding rerouted
	Sunway	None	NI	NI

Watch Area 3: INTERVENTION – Status and types of interventions by DWS

WSI Name	WWTW Name	Regulator's Compliance Monitoring and Enforcement Status	Action to follow and other comment
Madibeng LM	Mothotlung	Issued non-compliance letter (S9(4) or 10(4))	MISA and Madibeng will be finalising the recommendation made on the action plan. Meeting scheduled for March 2023 to seek support from Municipal executive. DWS will issue a Notice to compel LM to commit to an action plan to remedy and curb pollution caused by non-functional system. The plant is still vandalised. LM intend to divert the wastewater due to persistent vandalism. Action plan, budget with time frame to be provided to DWS. Pre- notice will be finalised and issued to MLM. If no corporation noted on the side of the LM, the DWS will issue Directive to LM
	Eagles Landing	Case reported on 30 Jan 20 Issued NWA Notice (Pre-directive)	Continuous monitoring of the system to ensure implementation of the action plan. Registration of the plant still to be addressed and the issue of WULA. No action plan submitted, and no intention by LM to apply for Water Use Licence Application. Overall status of the plant operation has improved due to the refurbishments. Overall status of the plant operation has improved due to the refurbishments.
	Sunway	Issued NWA Notice (Pre-directive)	The plant is still vandalised. Security risk of the plant is a problem. Progress on servitudes right for sewer pipeline to be provided by the municipality. Grant funding was not supported by DWS due to security issue of the plant. Permanent solution as recommended by the municipality is to acquire servitudes right for sewer line to Rietfontein Works. Directive to be issued.

10.4 Maquassi Hills Local Municipality

The municipality was identified to have the following wastewater treatment systems in critical state and was advised by the Regulator to issue a Corrective Action Plans (CAPs) and ringfenced grant allocation to the identified systems. The following results were found following analysis of the CAPs and funds as submitted by the WSA during the period 1 April 2022 to 31 March 2023.

BASELINE:

WSI Name	WSI 2021 GD Score	WSI TSA Score	Total VROOM Cost	WWTW Names	WWTW 2021 GD Score
Maquassi Hills LM	14%	42%	R17,407,000	Leeudoringstad	8.5%
				Wolmaranstad	15.6%

Watch Area 1: PLANNING - Corrective Action Plan to improve on the Green Drop Scores

WSI Name	WWTW Name	Compliance Letters Issued	WSA Requested Support to develop the CAP	DWS Schedule Engagement with Non-responsive WSIs	# CAPs recd by DWS	Date of CAPs receipt by DWS	CAP Implementation Status: Progress @ 31 March 2022	Quality of CAP
Maquassi Hills LM	Leeudoringstad	Yes	None	1 Jul 22: Meeting held between WSA and DWS to discuss GD22 Report findings and offer support and guidance. A meeting was on 17 Feb 23 discuss the GD report	0	None	No Progress	NI
	Wolmaranstad	Yes	None		0	None	No Progress	NI

Watch Area 2: IMPLEMENTATION - Securing of water services grants, funding, and appropriate resources to implement the CAP

WSI Name	WWTW Names	CAP Implementation Monitoring	KPA Areas Targeted via CAP	Resources Secured/ Mobilised for CAP implementation, i.e. Turnaround of <31% GD % TSA
Maquassi Hills LM	Leeudoringstad	None	NI	NI
	Wolmaranstad	None	NI	Grant funding rerouted

Watch Area 3: INTERVENTION – Status and types of interventions by DWS

WSI Name	WWTW Name	Regulator's Compliance Monitoring and Enforcement Status	Action to follow and other comment
Maquassi Hills LM	Leeudoringstad	Issued non-compliance letter (S9(4) or 10(4))	Follow up by DWS regional office. A non-compliance letter will be sent through registered mail to LM in order to obtain acknowledgement of receipts or proof of service. Municipality not responding to engagement initiated by DWS. WSA does not upload any information on IRIS. Draft action plan was submitted to DWS for review however the WSA did not implement changes. CAP yet signed.
	Wolmaranstad	Issued non-compliance letter (S9(4) or 10(4))	To engage the MM to sign the draft CAP. If no improvement noted the DWS will issue Directive to MKLM. To have LM principals to be committed on GD programme to support the Junior officials

10.5 Moretele Local Municipality

The municipality was identified to have the following wastewater treatment system in critical state and was advised by the Regulator to issue a Corrective Action Plan (CAP) and ringfenced grant allocation to the identified system. The following results were found following analysis of the CAP and funds as submitted by the WSA during the period 1 April 2022 to 31 March 2023.

BASELINE:

WSI Name	WSI 2021 GD Score	WSI TSA Score	Total VROOM Cost	WWTW Names	WTTW 2021 GD Score
Moretele LM	0%	11%	R3,585,000	Swartdam	0.0%

Watch Area 1: PLANNING - Corrective Action Plan to improve on the Green Drop Scores

WSI Name	WWTW Name	Compliance Letters Issued	WSA Requested Support to develop the CAP	DWS Schedule Engagement with Non-responsive WSIs	# CAPs recd by DWS	Date of CAPs receipt by DWS	CAP Implementation Status: Progress @ 31 March 2022	Quality of CAP
Moretele LM	Swartdam	Yes	None	A Follow-up inspection was conducted on 17/11/21. On 21 Jun 22: GD22 Report discussions were held with LM. 14 Feb 23 a meeting was held to discuss GD report and interventions or remedial action	0	None	No Progress	NI

Watch Area 2: IMPLEMENTATION - Securing of water services grants, funding, and appropriate resources to implement the CAP

None

Watch Area 3: INTERVENTION – Status and types of interventions by DWS

WSI Name	WWTW Name	Regulator's Compliance Monitoring and Enforcement Status	Action to follow and other comment
Moretele LM	Swartdam	Issued non-compliance letter (S9(4) or 10(4))	A site inspection was conducted on 17 March 2023. Magalies has been appointed to attend to all mechanical and electrical failure at the plant. the Region will issue a Notice of intention to issue a Directive. The plant is deteriorating and the issue of WULA to be addressed and no monitoring of water quality

10.6 Moses Kotane Local Municipality

The municipality was identified to have the following wastewater treatment systems in critical state and was advised by the Regulator to issue a Corrective Action Plans (CAPs) and ringfenced grant allocation to the identified systems. The following results were found following analysis of the CAPs and funds as submitted by the WSA during the period 1 April 2022 to 31 March 2023.

BASELINE:

WSI Name	WSI 2021 GD Score	WSI TSA Score	Total VROOM Cost	WWTW Names	WWTW 2021 GD Score
Moses Kotane LM	21%	12%	R4,520,000	Mogwase	20.7%
				Madikwe	0.0%

Watch Area 1: PLANNING - Corrective Action Plan to improve on the Green Drop Scores

WSI Name	WWTW Name	Compliance Letters Issued	WSA Requested Support to develop the CAP	DWS Schedule Engagement with Non-responsive WSIs	# CAPs recd by DWS	Date of CAPs receipt by DWS	CAP Implementation Status: Progress @ 31 March 2022	Quality of CAP
Moses Kotane LM	Mogwase	Yes	None	4 Aug 22: GD22 Report discussion	0	None	No Progress	NI
	Madikwe	Yes	None		0	None	No Progress	NI

Watch Area 2: IMPLEMENTATION - Securing of water services grants, funding, and appropriate resources to implement the CAP

None

Watch Area 3: INTERVENTION – Status and types of interventions by DWS

WSI Name	WWTW Name	Regulator's Compliance Monitoring and Enforcement Status	Action to follow and other comment
Moses Kotane LM	Mogwase	Issued non-compliance letter (S9(4) or 10(4))	Meeting was held on 06/02/2023 discussing the draft cap. Awaiting the signed action plan.
	Madikwe	None	Meeting was on 06/02/2023 discussing the draft cap. Awaiting the signed action plan. Poor operation and maintenance of the ponds

10.7 Ngaka Modiri Molema District Municipality

The municipality was identified to have the following wastewater treatment systems in critical state and was advised by the Regulator to issue a Corrective Action Plans (CAPs) and ringfenced grant allocation to the identified systems. The following results were found following analysis of the CAPs and funds as submitted by the WSA during the period 1 April 2022 to 31 March 2023.

BASELINE:

WSI Name	WSI 2021 GD Score	WSI TSA Score	Total VROOM Cost	WWTW Names	WWTW 2021 GD Score
Madibeng LM	36%	16%	R140,933,000	Mothotlung	1.0%
				Eagles Landing	13.5%
				Sunway	11.5%
Moses Kotane LM	21%	12%	R4,520,000	Mogwase	20.7%
				Madikwe	0.0%
Dr Ruth Mompoti DM	17%	19%	R25,920,000	Vryburg	0.0%
				Schweizer Reneke	0.0%
				Stella	0.0%
				Taung Hospital	0.0%
				Taung Station	0.0%
				Diplankeni/Mogogong	0.0%
				Maganeng/Pudimoe	0.0%
				Reivilo	0.0%
Maquassi Hills LM	14%	42%	R17,407,000	Leeudoringstad	8.5%
				Wolmaranstad	15.6%
Kgetlengriver LM	2%	11%	R2,750,000	Koster AS	4.3%
				Swartruggens	3.0%
				Koster Ponds	0.0%
Moretele LM	0%	11%	R3,585,000	Mazista	0.3%
				Swartdam	0.0%

WSI Name	WSI 2021 GD Score	WSI TSA Score	Total VROOM Cost	WWTW Names	WTTWW 2021 GD Score
Ngaka Modiri Molema DM	0%	16%	R38,142,500	Coligny	0.0%
				Lichtenburg	0.0%
				Itsoseng	0.0%
				Mahikeng	0.0%
				Mmabatho	0.0%
				Lehurutshe-Welbedacht	0.0%
				Zeerust	0.0%
				Delareyville	0.0%
				Sannieshof	0.0%
				Ottosdal	0.0%
				Atamelang	0.0%
				Groot Marico	0.0%
Itekeng Ponds	0.0%				

Watch Area 1: PLANNING - Corrective Action Plan to improve on the Green Drop Scores

WSI Name	WWTW Name	Comp=liance Letters Issued	WSA Requested Support to develop the CAP	DWS Schedule Engagement with Non-responsive WSIs	# CAPs recd by DWS	Date of CAPs receipt by DWS	CAP Implementation Status: Progress @ 31 March 2022	Quality of CAP
Ngaka Modiri Molema DM	Coligny	Yes	Yes	24 May 22- W2RAP session held	1	Yes, 02/08/22	>50% Implemented	NI
	Lichtenburg	Yes		24 May 22- W2RAP session held	1		>50% Implemented	NI
	Itsoseng	Yes		24 May 22- W2RAP session held	1		>50% Implemented	NI
	Mahikeng	Yes		29 Sep 22 - W2RAP session held	1		No Progress	NI
	Mmabatho	Yes		29 Sep 22 - W2RAP session held	1		No Progress	NI
	Lehurutshe-Welbedacht	Yes		None	1		<50% Implemented	NI
	Zeerust	Yes		None	1		Planned	NI
	Delareyville	Yes		15 Jun 22 - W2RAP session held 21 Sep 22- status update meeting	1		>50% Implemented	NI
	Sannieshof	Yes		16 Jun 22 - W2RAP session held 21 Sep 22- status update meeting	1		>50% Implemented	NI
	Ottosdal	Yes		17 Jun 22 - W2RAP session held 21 Sep 22- status update meeting	1		>50% Implemented	NI
	Atamelang	Yes		18 Jun 22 - W2RAP session held 21 Sep 22- status update meeting	1		Planned	NI
	Groot Marico	Yes		None	1		<50% Implemented	NI
	Itekeng Ponds	Yes		24 May 22- W2RAP session held	1		>50% Implemented	NI

Watch Area 2: IMPLEMENTATION - Securing of water services grants, funding, and appropriate resources to implement the CAP

WSI Name	WWTW Name	CAP Implementation Monitoring	KPA Areas Targeted via CAP	Resources Secured/ Mobilised for CAP implementation, i.e. Turnaround of <31% GD % TSA
Ngaka Modiri Molema DM	Coligny	Action plan submitted, Improvement	KPA B: Environmental Management (15%) KPA C: Financial Management (20%) KPA D: Technical Management (20%) KPA E: Effluent & Sludge Compliance (30%)	Municipal budget allocated
	Lichtenburg	Action plan submitted, Improvement	KPA B: Environmental Management (15%) KPA C: Financial Management (20%) KPA D: Technical Management (20%) KPA E: Effluent & Sludge Compliance (30%)	Municipal budget allocated
	Itsoseng	Action plan submitted, Improvement	KPA B: Environmental Management (15%) KPA C: Financial Management (20%) KPA D: Technical Management (20%) KPA E: Effluent & Sludge Compliance (30%)	Municipal budget allocated
	Mahikeng	Action plan submitted, Improvement	KPA C: Financial Management (20%) KPA E: Effluent & Sludge Compliance (30%)	Municipal budget allocated
	Mmabatho	Action plan submitted, Improvement	KPA C: Financial Management (20%) KPA E: Effluent & Sludge Compliance (30%)	Municipal budget allocated
	Lehurutshe-Welbedacht	Action plan submitted, Improvement	KPA B: Environmental Management (15%) KPA D: Technical Management (20%)	Municipal budget allocated
	Zeerust	Action plan submitted, Improvement	KPA B: Environmental Management (15%) KPA D: Technical Management (20%)	Municipal budget allocated
	Delareyville	Action plan submitted, Improvement	KPA B: Environmental Management (15%) KPA C: Financial Management (20%) KPA D: Technical Management (20%)	Municipal budget allocated
	Sannieshof	Action plan submitted, Improvement	KPA B: Environmental Management (15%) KPA C: Financial Management (20%) KPA E: Effluent & Sludge Compliance (30%)	Municipal budget allocated
	Ottosdal	Action plan submitted, Improvement	KPA B: Environmental Management (15%) KPA C: Financial Management (20%)	Municipal budget allocated

WSI Name	WWTW Name	CAP Implementation Monitoring	KPA Areas Targeted via CAP	Resources Secured/ Mobilised for CAP implementation, i.e. Turnaround of <31% GD % TSA
			KPA D: Technical Management (20%)	
	Atamelang	Action plan submitted, Improvement	NI	Municipal budget allocated
	Groot Marico	Action plan submitted, Improvement	KPA B: Environmental Management (15%) KPA C: Financial Management (20%) KPA D: Technical Management (20%)	Municipal budget allocated
	Itekeng Ponds	Action plan submitted, Improvement	KPA B: Environmental Management (15%) KPA C: Financial Management (20%) KPA D: Technical Management (20%) KPA E: Effluent & Sludge Compliance (30%)	Municipal budget allocated

Watch Area 3: INTERVENTION – Status and types of interventions by DWS

WSI Name	WWTW Name	Regulator's Compliance Monitoring and Enforcement Status	Action to follow and other comment
Ngaka Modiri Molema DM	Coligny	Issued NWA Notice (Pre-directive)	The refurbishment work done at the pump station and WWTW show improvement of effluent quality. Staff compliment is still a challenge
	Lichtenburg	Issued NWA Directive	There is improvement based on the work done at the plant. Staff compliment is still a problem.
	Itso seng	Issued non-compliance letter (S9(4) or 10(4)) Issued NWA Notice (Pre-directive)	The plants has been refurbished recently. No staff complement to operate the plant
	Mahikeng	Issued non-compliance letter (S9(4) or 10(4)) Issued NWA Notice (Pre-directive)	no staff compliment, draft W2RAP was developed but the final document is not uploaded. LM and DM not having an SLA which hampers progress.
	Mmabatho	Issued NWA Notice (Pre-directive) Issued NWA Directive	no staff compliment, draft W2RAP was developed but the final document is not uploaded. LM and DM not having an SLA which hampers progress.
	Lehurutshe-Welbedacht	Issued non-compliance letter (S9(4) or 10(4))	WSA slow on progress, there is works refurbishment works which started beginning of March 2023 at the plant. WSA not uploading documents on IRIS. There are bylaws but no proof of implementation.
	Zeerust	Issued NWA Directive	Capacity management is still a challenge, progress is very slow. The plant was under upgrade and refurbishment however the finalisation date is always moved forward. GD improvements are not progressive.
	Delareyville	None	Staffing or relevant PCs is still a challenge; however organograms and SOPs are available, there are improvements done at the works. WSA not consistent in uploading data. Sludge management should be improved.
	Sannieshof	None	WSA poor when it comes to staffing.
	Ottosdal	Issued NWA Notice (Pre-directive) Issued NWA Notice (Pre-directive)	Lack of competent staff. The plant was not receiving enough flow due to spillages but there are some improvements and sludge can now be monitored. Inflow and outflow can be monitored.
	Atamelang	None	WSA not progressing due to shortage of water in the area. Focus was directed to more challenging plants
	Groot Marico	Issued NWA Directive	When District appoint the PSP to operate the plant, the local community chased the away for jobs. There are no improvement on capacity management. Political intervention (Mayor) is required.
Itekeng Ponds	None	WSA through the contractor in the process of applying for authorisation, refurbishments of the ponds stuck due to DWS licencing unit not providing direction as to where should the water in the ponds be discharged for the work to begin.	

11. NORTHERN CAPE: MUNICIPAL WASTEWATER CORRECTIVE ACTION PLAN STATUS

Overview of critical wastewater systems

The GD 2022 report and the Northern Cape provincial chapter identified 59 systems to be in a critical state, compared to 33 in 2013. The provincial Risk Ratio for treatment plants regressed considerably from 78.4% in 2013 to 89.7% in 2021. The most prominent risks were observed on treatment level, and pointed to WWTWs that exceeded their design capacity, dysfunctional processes, and equipment (especially disinfection), and effluent and sludge non-compliance.

Table 56 - Northern Cape 2021 Green Drop Summary

WSA Name	2013 GD Score (%)	2021 GD Score (%)	2021 Critical State (<31%)
Kareeberg LM	21	44↑	2 of 3 plants
Tsantsabane LM	83	38↓	Jen haven
Hantam LM	52	36↓	Brandvlei
Sol Plaatje LM	56	36↓	Richie-Rietvale
Nama Khoi LM	34	27↓	6 of 8 plants
Siyancuma LM	17	26↑	2 of 3 plants
Gamagara LM	42	26↓	3 of 4 plants
Ubuntu LM	24	23↓	All 3 plants
Umsobomvu LM	13	18↑	All 3 plants
Dikgatlong LM	39	18↓	All 3 plants
Kgatelopele LM	78	15↓	Danielskuil
!Kai !Garib LM	34	13↓	All 4 plants
Emthanjeni LM	66	13↓	All 3 plants
Karoo Hoogland LM	5	11↑	All 3 plants
Ga-Segonyana LM	64	10↓	Both plants (2)
Magareng LM	34	5↓	Warrenton
Joe Morolong LM	39	3↓	Both plants (2)
!Kheis LM	25	2↓	All 5 plants
Richtersveld LM	9	2↓	Port Nolloth
Khai-Ma LM	28	1↓	All 4 plants
Phokwane LM	53	0↓	All 3 plants
Kamiesberg LM	0	0→	Both plants (2)
Renosterberg LM	1	0↓	All 3 plants
Totals	-	-	59

Provincial Green Drop Analysis

The 100% response from the 26 municipalities audited during the 2021 Green Drop process demonstrated a firm commitment to wastewater services in the province. Local Government reforms resulted in the merging of Khara Hais LM and Mier LM into Dawid Kruiper LM, which means that there were 26 WSAs audited in 2021 compared to the 27 WSAs in 2013. The analysis for the period 2009, 2011, 2013 and 2021, indicated that most of the system scores were in the 0-<31% (Critical state) category, with the 31-<50% (Poor Performance) being the next largest category. The most concerning finding was that 59 systems were in critical state (<31%) which is a sharp increase compared to 33 systems in this category in 2013.

Regulatory Enforcement

Wastewater systems which **failed to achieve the minimum Green Drop target of 31%, were placed under regulatory focus**. The Regulator required these municipalities to submit a detailed corrective action plan within 60 days of publishing of the Green Drop 2022 report. Twenty-three (23) municipalities and fifty-nine (59) wastewater systems that received Green Drop scores below 31%, were placed under **regulatory surveillance**, in accordance with the Water Services Act (108 Of 1997). In addition, these municipalities were advised to ringfence water services grant allocation to rectify/restore wastewater collection and treatment shortcomings identified.

Table 57 - WWTWs with <31% Green Drop scores

WSA Name	2021 Municipal GD Score	WWTWs with <31% score
Kareeberg LM	44%	2 of 3 plants
Tsantsabane LM	38%	Jen haven

WSA Name	2021 Municipal GD Score	WWTWs with <31% score
Hantam LM	36%	Brandvlei
Sol Plaatje LM	36%	Richie-Rietvale
Nama Khoi LM	27%	6 of 8 plants
Siyancuma LM	26%	2 of 3 plants
Gamagara LM	26%	3 of 4 plants
Ubuntu LM	23%	All 3 plants
Umsobomvu LM	18%	All 3 plants
Dikgatlong LM	18%	All 3 plants
Kgatelopele LM	15%	Danielskuil
!Kai !Garib LM	13%	All 4 plants
Emthanjeni LM	13%	All 3 plants
Karoo Hoogland LM	11%	All 3 plants
Ga-Segonyana LM	10%	Both plants (2)
Magareng LM	5%	Warrenton
Joe Morolong LM	3%	Both plants (2)
!Kheis LM	2%	All 5 plants
Richtersveld LM	2%	Port Nolloth
Khai-Ma LM	1%	All 4 plants
Phokwane LM	0%	All 3 plants
Kamiesberg LM	0%	Both plants (2)
Renosterberg LM	0%	All 3 plants

The following municipalities and their associated wastewater treatment plants were found to be in high CRR risk positions, which means that some or all the risk indicators were in a precarious state, i.e. operational flow, technical capacity, and effluent quality. WWTWs in high risk and critical risk positions pose a serious risk to public health and the environment. The following municipalities were required to assess their risk contributors and develop corrective measures to mitigate these risks.

Table 58 - %CRR/CRR_{max} scores and WWTWs in critical and high-risk space

WSA Name	2021 Average CRR/CRR _{max} % deviation	WWTWs in critical and high-risk space	
		Critical Risk (90-100%CRR)	High Risk (70-<90%CRR)
Siyathemba LM	68.6%		Prieska, Niekerkshoop
Dawid Kruiper LM	70.0%		Askham, Rietfontein
Hantam LM	72.1%		Brandvlei, Loeriesfontein
Gamagara LM	81.1%	Olifantshoek	Kathu, Dibeng
Richtersveld LM	82.4%		Port Nolloth
Thembelihle LM	82.4%		Hopetown New, Strydenburg New
Siyancuma LM	86.3%	Schmidtsdrift	Douglas, Griekwastad
Kareeberg LM	88.2%	Van Wyksvlei, Vosburg	Carnarvon
Magareng LM	88.2%		Warrenton
Tsantsabane LM	88.2%	Jenn-Haven	Postmasburg
Nama Khoi LM	90.4%	Bergsig, Concordia, Komaggas, Nababeep	Springbok, Carolusberg, Okiep, Steinkopf
Sol Plaatje LM	90.7%	Homevale, Rietvale-Richie	Beaconsfield
Emthanjeni LM	92.2%	Hanover, Britstown	De Aar
Umsobomvu LM	92.2%	Noupoort, Norvalspont	Colesburg
!Kai! Garib LM	92.6%	Keimoes, Kenhardt, Vredesvallei	Kakamas
!Kheis LM	94.1%	Grootdrink, Topline, Wegdraai	Grobbershoop, Brandboom
Ga-Segonyana LM	94.1%	Both plants (2)	
Joe Morolong LM	94.1%	Both plants (2)	
Kgatelopele LM	94.1%	Danielskuil	
Khai-Ma LM	97.1%	Aggenys, Pella, Onseepkans	Pofadder
Ubuntu LM	98.0%	All 3 plants	
Dikgatlong LM	100.0%	All 3 plants	
Kamiesberg LM	100.0%	Both plants (2)	

WSA Name	2021 Average CRR/CRRmax % deviation	WWTWs in critical and high-risk space	
		Critical Risk (90-100%CRR)	High Risk (70-<90%CRR)
Karoo Hoogland LM	100.0%	All 3 plants	
Phokwane LM	100.0%	All 3 plants	
Renosterberg LM	100.0%	All 3 plants	

Regulator Enforcement Results as at 31 March 2023

Analyses of the Corrective Action Plans that were submitted by municipalities and its identified WWTWs in critical state, are summarised against the 3 Watch Areas.

BASELINE:

- Details of municipality and wastewater systems in critical state in 2022
- Municipal and System Green Drop score
- TSA score
- VROOM amount reported for the municipality to restore functionality.

Table 59 - 2021 Green Drop Baseline Summary

No.	WSI Name	WSI 2021 GD Score	WSI TSA Score	Total VROOM Cost	WWTW Names (<31% score)	WTTWW 2021 GD Score
1	Kareeberg LM	44%	42%	R567,000	Vosburg	28.7%
					Vanwyksvlei	0.0%
2	Tsantsabane LM	38%	78%	R4,118,000	Jen haven	28.4%
3	Hantam LM	36%	71%	R5,128,200	Brandvlei	27.2%
4	Sol Plaatje LM	36%	53%	R31,270,000	Richie-Rietvale	28.5%
					Carolusberg	27.6%
					Concordia	27.6%
5	Nama Khoi LM	27%	18%	R10,570,000	Nababeep	18.8%
					Okiep	28.8%
					Springbok	29.0%
					Kommagas	27.6%
6	Siyancuma LM	26%	60%	R3,564,000	Griekwastad	22.0%
					Schmidtsdrift	12.6%
7	Gamagara LM	26%	55%	R29,741,400	Dibeng	19.3%
					Olifantshoek	14.3%
					Kathu	28.0%
8	Ubuntu LM	23%	10%	R740,000	Loxton	24.4%
					Richmond	24.4%
					Victoria West	20.6%
9	Umsobomvu LM	18%	48%	R1,305,600	Colesburg	18.2%
					Norvalspont	17.2%
					Noupoort	17.2%
10	Dikgatlong LM	18%	41%	R1,517,000	Delpoortshoop-Longlands	13.4%
					Barkley West	18.3%
					Windsorton	16.4%
11	Kgatelopele LM	15%	31%	R1,814,400	Danielskuil	15.2%
					Kakamas	18.4%
12	!Kai !Garib LM	13%	27%	R642,000	Kenhardt	9.8%
					Keimoes	13.9%
					Vredesvallei	3.9%
13	Emthanjeni LM	13%	16%	R896,000	Britstown	19.7%
					De Aar	10.7%
					Hanover	18.1%
14	Karoo Hoogland LM	11%	57%	R722,400	Fraserburg	11.5%
					Sutherland	9.5%
					Williston	9.5%
15	Ga-Segonyana LM	10%	4%	R18,176,000	Kuruman	10.7%
					Mothibistad	7.4%
16	Magareng LM	5%	18%	R360,000	Warrenton	4.7%
17	Joe Morolong LM	3%	40%	R2,391,360	Van Zylrust	0.0%
					Hotazel	3.0%

No.	WSI Name	WSI 2021 GD Score	WSI TSA Score	Total VROOM Cost	WWTW Names (<31% score)	WWTW 2021 GD Score
18	!Kheis LM	2%	0	R1,281,600	Brandboom	2.2%
					Groblershoop	2.2%
					Wegdraai	0.0%
					Topline	0.0%
					Grootdrink	0.0%
19	Richtersveld LM	2%	29%	R628,320	Port Nolloth	2.2%
20	Khai-Ma LM	1%	15%	R2,940,600	Pofadder	0.0%
					Aggenys	0.0%
					Pella	3.2%
					Onseepkans	0.0%
21	Phokwane LM	0%	19%	R1,501,000	Hartswater	1.0%
					Jan Kempdorpe	0.0%
					Pampierstad	0.0%
22	Kamiesberg LM	0%	27%	R157,480	Garies	0.0%
					Kamieskroon	2.0%
23	Renosterberg LM	0%	10%	R120,000	Petrusville	0.0%
					Vanderkloof	0.0%
					Philipstown	0.0%
				R120,152,360	59	

Twenty-three (of 26) Four WSIs and 59 WWTWs received Green Drop scores below 31% and were placed under regulatory surveillance in accordance with the Water Services Act (108 Of 1997). The WSIs were required by the Regulator to submit a detailed corrective action plan within 60 days from the publishing of the Green Drop 2022 Report.

Watch Area 1: PLANNING - Corrective Action Plan to improve on the Green Drop Scores

- ◆ Compliance letter issued
- ◆ Acknowledgement of receipt by WSI
- ◆ WSI requested support or extension wrt development of CAP
- ◆ DWS schedule engagement with non-responsive WSIs
- ◆ CAP implementation status
- ◆ Quality of CAPs.

Table 60 - Summary of the Corrective Action Planning during 1 April 2022 to 31 March 2023

#	WSI Name	WWTW Name	WSA Requested Support or Extension to develop the CAP	DWS Schedule Engagement with WSIs	# CAPs recd by DWS	Date of CAPs receipt by DWS	CAP Implementation Status: Progress @ 31 March 2022	Quality of CAP
1	Kareeberg LM	Vosburg	None	None	0	None	v	NI
		Vanwyksvlei	None	None	0	None	NI	NI
2	Tsantsabane LM	Jen haven	Requested financial support	None	1	Yes, 25/10/23	Planned	Not yet assessed
3	Hantam LM	Brandvlei	None	Non-compliance letter was reissued to LM (Feb 2023)	1	Yes, 15/02/23	<50% Implemented	Not yet assessed
4	Sol Plaatje LM	Richie-Rietvale	Requested technical support	Numerous meetings held in Jun 22, Aug 22, Sep 22, Dec 22 and 13 Jan 23 to discuss plan of action for addressing not only non-compliances from Ritchie but from other WWTW as well. Acting DDG Manus and HO WSR were part of the engagements that took place in Jun 22	1	Yes, no date	No Progress	Not yet assessed
5	Nama Khoi LM	Carolusberg	None	WSA officials unreachable	0	None	NI	NI
		Concordia	None	WSA officials unreachable	0	None	NI	NI
		Nababeep	None	WSA officials unreachable	0	None	NI	NI
		Okiep	None	WSA officials unreachable	0	None	NI	NI
		Springbok	None	WSA officials unreachable	0	None	NI	NI
6	Siyancuma LM	Kommagas	None	WSA officials unreachable	0	None	NI	NI
		Griekwastad	Yes	WSA officials unreachable	0	None	NI	NI
7	Gamagara LM	Schmidtsdrift	Yes	WSA officials unreachable	0	None	NI	NI
		Dibeng	None	Non-compliance letter was reissued to LM	1	None	>50% Implemented	Not yet assessed
		Olifantshoek	None		0	None	NI	NI
8	Ubuntu LM	Kathu	None	Non	0	None	NI	NI
		Loxton	None		1	None	<50% Implemented	Not yet assessed
		Richmond	None		1	None	<50% Implemented	Not yet assessed
9	Victoria West	Victoria West	None	WSA officials unreachable	1	None	<50% Implemented	Not yet assessed
		Colesburg	None	WSA officials unreachable	0	None	NI	NI

#	WSI Name	WWTW Name	WSA Requested Support or Extension to develop the CAP	DWS Schedule Engagement with WSIs	# CAPs recd by DWS	Date of CAPs receipt by DWS	CAP Implementation Status: Progress @ 31 March 2022	Quality of CAP
10	Umsobomvu LM	Norvalspont	None	WSA officials unreachable	0	None	NI	NI
		Noupoort	None	WSA officials unreachable	0	None	NI	NI
	Dikgatlong LM	Delpoortshoop-Longlands	Extension requested by WSA for 30 days from Feb 23	RO had numerous telephonic engagements with the WSA, particularly on the 08/02/23 in which the MM (Ms B Tsinyane) reported that they are in a process of appointing a Service Provider. The MM indicated that the GDS report non-compliance letters will be used as guidelines to form the terms of reference for the PSP that will be appointed to address all the issues of non-compliance that were identified during the 2020/21 assessments. Provide POE	0	None	NI	NI
		Barkley West	Extension requested by WSA for 30 days from Feb 23	RO had numerous telephonic engagements with the WSA, particularly on the 08/02/23 in which the MM (Ms B Tsinyane) reported that they are in a process of appointing a Service Provider. The MM indicated that the GDS report non-compliance letters will be used as guidelines to form the terms of reference for the PSP that will be appointed to address all the issues of non-compliance that were identified during the 2020/21 assessments. Provide paper trail to proof engagement	0	None	NI	NI
		Windsorton	Extension requested by WSA for 30 days from Feb 2023. Financial support already provided, and project is underway for increasing the oxidation ponds	RO had numerous telephonic engagements with the WSA, particularly on the 08/02/23 in which the MM (Ms B Tsinyane) reported that they are in a process of appointing a Service Provider. The MM indicated that the GDS report non-compliance letters will be used as guidelines to form the terms of reference for the PSP that will be appointed to address all the issues of non-compliance that were identified during the 2020/21 assessments.	0	None	NI	NI
11	Kgatelopele LM	Danielskuil	None	WSA officials unreachable	0	None	NI	NI
12	!Kai !Garib LM	Kakamas	None	WSA officials unreachable	0	None	NI	NI
		Kenhardt	None	WSA officials unreachable	0	None	NI	NI
		Keimoes	None	WSA officials unreachable	0	None	NI	NI
		Vredesvallei	None	WSA officials unreachable	0	None	NI	NI
13	Emthanjeni LM	Britstown	Request funding support through RBIG	There was an intervention meeting between DWS and the WSA on 08 Feb 23 in which the WSA committed to submit action plans before the next intervention meeting scheduled for Apr 23	0	None	NI	NI
		De Aar		0	None	NI	NI	
		Hanover		0	None	NI	NI	
14	Karoo Hoogland LM	Fraserburg	None	The Technical Director was on extended leave and there was an acting MM who was unreachable	0	None	NI	NI
		Sutherland	None		0	None	NI	NI
		Williston	None		0	None	NI	NI
15	Ga-Segonyana LM	Kuruman	None	There were numerous telephonic engagements with the WSA on 13 Jul 22, 24 Sep 22 and 19 Nov 22	0	None	NI	NI
		Mothibistad	None	Non-compliance letter was reissued to LM	0	None	NI	NI
16	Magareng LM	Warrenton	None	WSA officials unreachable	1	None	>50% Implemented	Good
17	Joe Morolong LM	Van Zylrust	None	None	1	Yes, 8/06/22	>50% Implemented	Good
		Hotazel	None	None	1		>50% Implemented	Good
18	!Kheis LM	Brandboom	None	WSA officials unreachable	0	None	NI	NI
		Groblersthoop	None	WSA officials unreachable	0	None	NI	NI
		Wegdraai	None	WSA officials unreachable	0	None	NI	NI
		Topline	None	WSA officials unreachable	0	None	NI	NI
		Grootdrink	None	WSA officials unreachable	0	None	NI	NI
19	Richtersveld LM	Port Nolloth	None	WSA officials unreachable	0	None	NI	NI
20	Khai-Ma LM	Pofadder	Yes	WSA officials unreachable	1	Yes, no date	No Progress	Poor
		Aggenys	Yes	WSA officials unreachable	1		No Progress	Poor
		Pella	Yes	WSA officials unreachable	1		No Progress	Poor
		Onseepkans	Yes	WSA officials unreachable	1		No Progress	Poor
21		Hartswater	None	WSA officials unreachable	0	None	NI	NI

#	WSI Name	WWTW Name	WSA Requested Support or Extension to develop the CAP	DWS Schedule Engagement with WSIs	# CAPs recd by DWS	Date of CAPs receipt by DWS	CAP Implementation Status: Progress @ 31 March 2022	Quality of CAP
22	Phokwane LM	Jan Kempdorpe	None	WSA officials unreachable	0	None	NI	NI
		Pampierstad	None	WSA officials unreachable	0	None	NI	NI
	Kamiesberg LM	Garies	None	None	0	None	NI	NI
		Kamieskroon	None	None	0	None	NI	NI
23	Renosterberg LM	Petrusville	None	WSA officials unreachable	0	None	NI	NI
		Vanderkloof	None	WSA officials unreachable	0	None	NI	NI
		Philipstown	None	WSA officials unreachable	0	None	NI	NI
		59	12		14			

Of the 59 critical state systems, 59 compliance letters were issued to the WSIs and 5 WSIs requested support or an extension. Fourteen CAPs were received by DWS giving a 24% (14 of 59) response to the Regulatory response. 8 of the CAPs are being implemented so far with 1 planned and no progress for the other WSIs. The quality of the CAPs received by the DWS vary from good to poor for a limited sample and 7 have not yet been assessed. The CAPs reviewed are good and poor in quality.

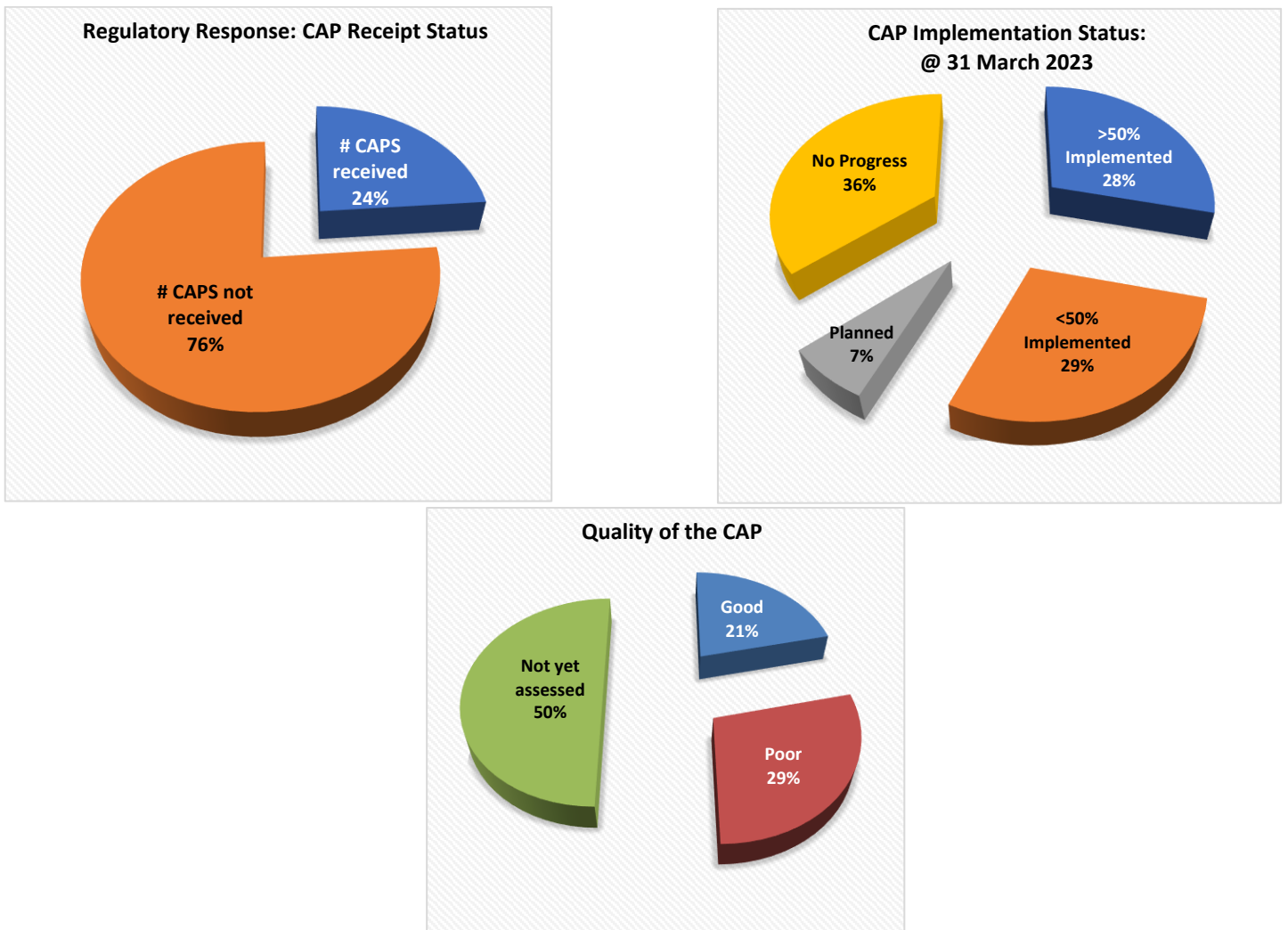


Figure 21 - NC Summary of CAPs Received and Not Received, CAP Implementation Status, and Quality of CAPs Received

Watch Area 2: IMPLEMENTATION - Securing of water services grants, funding, and appropriate resources to implement the CAP

- CAP implementation monitoring
- KPA areas targeted through CAP (KPA 1, 2, 3, 4, 5)
- Resources secured to implement CAP (funds, expertise, staff, none).

Table 61 - Summary of the Targeted KPAs and Resources to implement CAPs and effect turnaround

#	WSI Name	WWTW Name	CAP Implementation Monitoring	KPA Areas Targeted via CAP	Resources Secured/ Mobilised for CAP implementation, i.e. Turnaround of <31% GD % TSA
1	Kareeberg LM	Vosburg	None	NI	NI
		Vanwyksvlei	None	NI	NI

#	WSI Name	WWTW Name	CAP Implementation Monitoring	KPA Areas Targeted via CAP	Resources Secured/ Mobilised for CAP implementation, i.e. Turnaround of <31% GD % TSA
2	Tsantsabane LM	Jen haven	The majority of the action items in the Action Plan have not yet been implemented as the WSA requires funding to implement such	NI	NI
3	Hantam LM	Brandvlei	Action Plan not submitted	NI	NI
4	Sol Plaatje LM	Richie-Rietvale	The WSA has been allocation funding by the BFI and are in the process of tendering for refurbishments at the works	NI	NI
5	Nama Khoi LM	Carolusberg	None	NI	NI
		Concordia	None	NI	NI
		Nababeep	None	NI	NI
		Okiep	None	NI	NI
		Springbok	None	NI	NI
6	Siyancuma LM	Kommagas	None	NI	NI
		Griekwastad	None	NI	NI
7	Gamagara LM	Schmidtsdrift	None	NI	NI
		Dibeng	None	NI	NI
8	Ubuntu LM	Olifantshoek	None	NI	NI
		Kathu	None	NI	NI
		Loxton	None	NI	NI
9	Umsobomvu LM	Richmond	None	NI	NI
		Victoria West	None	NI	NI
		Colesburg	None	NI	NI
		Norvalspont	None	NI	NI
10	Dikgatlong LM	Noupoort	None	NI	NI
		Delpportshoop-Longlands	TBA	NI	NI
		Barkley West	TBA	NI	NI
11	Kgatelopele LM	Windsorton	TBA	NI	NI
		Danielskuil	None	NI	NI
12	!Kai !Garib LM	Kakamas	None	NI	NI
		Kenhardt	None	NI	NI
		Keimoes	None	NI	NI
		Vredesvallei	None	NI	NI
13	Emthanjeni LM	Britstown	None	NI	NI
		De Aar	None	NI	NI
		Hanover	None	NI	NI
14	Karoo Hoogland LM	Fraserburg	None	NI	NI
		Sutherland	None	NI	NI
		Williston	None	NI	NI
15	Ga-Segonyana LM	Kuruman	None	NI	NI
		Mothibistad	None	NI	NI
16	Magareng LM	Warrenton	None	NI	NI
17	Joe Morolong LM	Van Zylrust	The DWS has not received any progress report from the WSA regarding the implementation of Action Plan. DWS will monitor implementation	NI	NI
		Hotazel		NI	NI
18	!Kheis LM	Brandboom	None	NI	NI
		Grobbershoop	None	NI	NI
		Wegdraai	None	NI	NI
		Topline	None	NI	NI
		Grootdrink	None	NI	NI
19	Richtersveld LM	Port Nolloth	None	NI	NI
20	Khai-Ma LM	Pofadder		NI	NI
		Aggenys	The DWS has not received any progress report from the WSA regarding the implementation of Action Plan	NI	NI
		Pella		NI	NI
		Onseepkans		NI	NI
21	Phokwane LM	Hartswater	None	NI	NI
		Jan Kempdorp	None	NI	NI
		Pampierstad	None	NI	NI
22	Kamiesberg LM	Garies	None	NI	NI
		Kamieskroon	None	NI	NI
23	Renosterberg LM	Petrusville	None	NI	NI
		Vanderkloof	None	NI	NI
		Philipstown	None	NI	NI

Implementation of the CAPs are monitored by the DWS Regional Office and reflected for those WSIs that submitted CAPs.

Watch Area 3: INTERVENTION – Status and types of interventions by DWS

- ◆ Regulator’s compliance and enforcement monitoring status
- ◆ Type of legal interventions taken

Table 62 - Summary of the Regulatory Interventions

#	WSI Name	WWTW Name	Regulator's Compliance Monitoring and Enforcement Status	Action to follow and other comment	Regulatory Comment by the REGIONAL HEAD
1	Kareeberg LM	Vosburg	Case Reported and Registered on ECMS. Complaint investigated on 14 February 2017	Referral to Enforcement for investigation and enforcement actions	Cooperation of WSA, in process to address non compliances
		Vanwyksvlei	No non-compliance case reported		
2	Tsantsabane LM	Jen haven	No non-compliance case reported Action plan received	Continuous engagement with the WSA and monitor implementation of planned projects to ensure that all non-compliances are addressed. Continues monitoring of the works through technical inspections to determine status quo of the works. Referral to Enforcement should there be pollution of the water resource	Cooperation of WSA, in process to address non compliances
3	Hantam LM	Brandvlei	Audit conducted on 30 November 2021. An investigation was also conducted on 23 August 2022 Issued NWA Notice (Pre-directive) Action plan received	Conduct follow-up inspection to ascertain status quo of the works by July 2023. Engage the WSA on the submission of Plan of Action as per its commitment on the representations submitted to DWS on 31 March 2022	Cooperation of WSA, minor non compliances to address
4	Sol Plaatje LM	Richie-Rietvale	No non-compliance case reported Action plan received	Continuous engagement with the WSA and monitor implementation of planned projects to ensure that all non-compliances are addressed. Enforcement actions against the WSA have been initiated, such should proceed to ensure protection of water resources and the environment	Poor state with limited cooperation from WSA, major financial support by treasury of R1,8 billion (bulk services)
5	Nama Khoi LM	Carolusberg	Case Reported and Registered on ECMS. Complaint investigated on 04 July 2022 Issued NWA Notice (Pre-directive)	Follow-up with the WSA regarding progress on the implementation of action plan submitted. Enforcement to conduct follow-up inspection to determine status quo on-site and institute further enforcement actions should there be a need	Limited cooperation from WSA and addressing critical wastewater issues.
		Concordia	Case Reported and Registered on ECMS. Complaint investigated on 05 July 2022 Issued NWA Notice (Pre-directive)		
		Nababeep	Case Reported and Registered on ECMS. Complaint investigated on 05 July 2022 Issued NWA Notice (Pre-directive)		
		Okiep	Case Reported and Registered on ECMS. Complaint investigated on 05 July 2022 Issued NWA Notice (Pre-directive)		
		Springbok	Case Reported and Registered on ECMS. Complaint investigated on 05 July 2022 Issued NWA Notice (Pre-directive)		
		Kommagas	No non-compliance case reported		
6	Siyancuma LM	Griekwastad	Case Reported and Registered on ECMS. Complaint investigated on 15 February 2017	Referral to Enforcement for investigation and enforcement actions	Limited cooperation from WSA and addressing critical wastewater issues.
		Schmidtsdrift	No non-compliance case reported		
7	Gamagara LM	Dibeng	Case Reported and Registered on ECMS. Complaint investigated on 21 October 2015. Issued NWA Notice (Pre-directive). Action plan received	Continuous monitoring of the system to ensure compliance. The first technical inspection was conducted on 23 August 2021 and the second technical inspection was conducted on 16 May 2022. The findings of the inspections revealed that there were no major issues that require interventions as the plant was recently refurbished. DWS will continue to monitor performance of system	Limited cooperation from WSA and addressing critical wastewater issues.
		Olifantshoek	Case Reported and Registered on ECMS. Complaint investigated on 22 October 2015. Issued NWA Notice (Pre-directive)	Continuous monitoring of the system to ensure compliance. A technical inspection was conducted on 16 May 2022. The findings of the inspections revealed that there were no major issues that require interventions. DWS will continue to monitor performance of the system	

#	WSI Name	WWTW Name	Regulator's Compliance Monitoring and Enforcement Status	Action to follow and other comment	Regulatory Comment by the REGIONAL HEAD
8	Ubuntu LM	Kathu	Case Reported and Registered on ECMS. Complaint investigated on 21 October 2015. Issued NWA Notice (Pre-directive)	A follow up inspection scheduled for April 2023 and determine compliance to the Directive issued. A technical inspection was conducted on 17 May 2022. The findings of the inspections revealed that there were no major issues that require interventions. LM was advised to develop GD improvement plan to address technical deficiencies. DWS will continue to monitor performance of the system	Good CAP, monitor progress
		Loxton	No non-compliance case reported Action plan received	Referral to Enforcement for investigation and enforcement actions	
		Richmond	No non-compliance case reported Action plan received		
9	Umsobomvu LM	Victoria West	Case Reported and Registered on ECMS. Complaint investigated on 04 August 2022 Issued NWA Notice (Pre-directive) Action plan received	Enforcement to conduct follow-up inspection to determine status quo on-site and institute further enforcement actions should there be a need	Limited cooperation from WSA and addressing critical wastewater issues.
		Colesburg	None	Referral to Enforcement for investigation and enforcement actions	
		Norvalspont	Case Reported and Registered on ECMS. Complaint investigated on 02 August 2022. Issued NWA Notice (Pre-directive)	Enforcement to conduct follow-up inspection to determine status quo on-site and institute further enforcement actions should there be a need	
Noupoort	Case Reported and Registered on ECMS. Complaint investigated on 02 August 2022 Issued NWA Notice (Pre-directive)				
10	Dikgatlong LM	Delportshoop-Longlands	Case Reported and Registered on ECMS. Complaint investigated on 19 October 2016	Follow-up will be made with the WSA with regards to the appointment of a PSP. A follow-up inspection to be scheduled 24 March 2023. RO will schedule an inspection to determine the current state of the works so that any alarming failures that cease to exist are given priority by the WSA immediately	WSA aware of non-compliances, planning CAP and progress towards compliance expected
		Barkley West	Case Reported and Registered on ECMS. Complaint investigated on 23 October 2015 Issued non-compliance letter (S9(4) or 10(4)) Issued NWA Notice (Pre-directive) Issued NWA Directive Institute civil action		Dysfunctional WWTW, WSA aware of non-compliances, require funding to get operational, only then can address CAP.
		Windsorton	Case Reported and Registered on ECMS. Complaint investigated on 18 August 2016. Issued NWA Notice (Pre-directive)		WSA aware of non-compliances, planning CAP and progress towards compliance expected
11	Kgatelopele LM	Danielskuil	Case Reported and Registered on ECMS. Complaint investigated on 19 March 2018. Issued NWA directive	Referral to Enforcement for investigation and enforcement actions	WSA aware of non-compliances, planning CAP and progress towards compliance expected
12	!Kai !Garib LM	Kakamas	Case Reported and Registered on ECMS. Complaint investigated on 10 March 2021. Issued NWA Notice (Pre-directive)	Referral to Enforcement for investigation and enforcement actions	Poor cooperation with WSA, WSA aware of non-compliances, planning towards new WWTW and upgrades
		Kenhardt	Case Reported and Registered on ECMS. Complaint investigated on 17 February 2022.		WSA aware of non-compliances, planning CAP and progress towards compliance expected
		Keimoes	Case Reported and Registered on ECMS. Complaint investigated on 21 June 2017. Issued NWA Notice (Pre-directive)		
		Vredesvallei	No non-compliance case reported. Issued NWA Notice (Pre-directive)		
13	Emthanjeni LM	Britstown	Case Reported and Registered on ECMS. Complaint investigated on 21 September 2017	Continuous engagements with the WSA. Furthermore, the RO will engage CoGTA to render support to the WSA. The state of the WWTW has not improved. A technical inspection conducted 21 November 2022.	WSA aware of non-compliances, planning CAP and progress towards compliance expected

#	WSI Name	WWTW Name	Regulator's Compliance Monitoring and Enforcement Status	Action to follow and other comment	Regulatory Comment by the REGIONAL HEAD
		De Aar	Case Reported and Registered on ECMS. Complaint investigated on 05 April 2022 Issued NWA Notice (Pre-directive) Issued NWA Directive	Continuous engagements with the WSA. Furthermore, the RO will engage CoGTA to render support to the WSA. The state of the WWTW has not improved, the works is not functional. According to representations submitted by WSA, there is no O&M budget available to restore the functionality of the work. This was triggered by enforcement action. Furthermore a technical inspection was conducted November 2022 and still there was no improvement	Dysfunctional WWTW, WSA aware of non-compliances, require funding to get operational, only then can address CAP.
		Hanover	No non-compliance case reported	Continuous engagements with the WSA. Furthermore, the RO will engage CoGTA to render support to the WSA. A technical inspection was conducted November 2022 and no enforcement processes required and the DWS is continuously monitoring the system	WSA aware of non-compliances, planning CAP and progress towards compliance expected
		Fraserburg	Case Reported and Registered on ECMS. Complaint investigated on 07 February 2022 Issued NWA Notice (Pre-directive)	Continuous monitoring of the WWTW to ensure compliance with regulatory prescripts	Cooperation of WSA, in process to address non compliances
Sutherland	Case Reported and Registered on ECMS. Complaint investigated on 08 February 2022 Issued NWA Notice (Pre-directive)				
14	Karoo Hoogland LM	Williston	Case Reported and Registered on ECMS. Complaint investigated on 07 February 2022. Issued NWA Notice (Pre-directive)	Referral to Enforcement for investigation and enforcement actions	
15	Ga-Segonyana LM	Kuruman	Case Reported and Registered on ECMS. Complaint investigated on 20 July 2022 Issued NWA Notice (Pre-directive)	Continuous monitoring of the WWTW to ensure compliance with regulatory prescripts. A technical inspection was conducted 14 June 2022. A Notice of Intention dated 24 August 2022 was issued and representations were received in which it was rejected as the submission was deemed unsatisfactory and a follow-up letter in form of a template was sent to LM to guide on how to respond to the Notice. To date no action plan was received. Furthermore a follow-up inspection was conducted on 21 November 2022.	WSA planning new regional WWTW, poor compliance with limited cooperation from WSA to improve
		Mothibistad	Case Reported and Registered on ECMS. Complaint investigated on 26 October 2022 Issued NWA Notice (Pre-directive)	Referral to Enforcement for investigation and enforcement actions. The Notice will also be sent through a registered mail by March 2023 and will be hand delivered to LM by April 2023. A technical inspection was conducted on 07 June 2022. O&M was flagged as problematic and continuous monitoring is being scheduled	Recently upgraded WWTW, WSA aware of non-compliances
16	Magareng LM	Warrenton	Case Reported and Registered on ECMS. Complaint investigated on 22 October 2015	Referral to Enforcement for investigation and enforcement actions	Cooperation of WSA, in process to address non compliances
17	Joe Morolong LM	Van Zylrust	Case Reported and Registered on ECMS. Complaint investigated on 21 April 2021 Issued NWA Notice (Pre-directive) Action plan received	DWS to monitor implementation of the action plan submitted by March 2023 and conduct a follow-up inspection by September 2023. Action Plan submitted was satisfactory, it was accepted and DWS to monitor implementation of the action plan. LM responded and no enforcement action was required	Cooperation of WSA, in process to address non compliances
		Hotazel	Case Reported and Registered on ECMS. Complaint investigated on 21 September 2017 Action plan received		
18	IKheis LM	Brandboom	No non-compliance case reported	Referral to Enforcement for investigation and enforcement actions	WSA financially unstable, no funding to address non compliances, limited cooperation from WSA.
		Grobbershoop	Case Reported and Registered on ECMS. Complaint investigated on 18 June 2019. Notice issued		
		Wegdraai	Case Reported and Registered on ECMS. Complaint investigated on 21 June 2017		
		Topline	Case Reported and Registered on ECMS. Complaint investigated on 10 August 2017 Issued NWA Notice (Pre-directive)		
		Grootdrink	Case Reported and Registered on ECMS. Complaint investigated on 21 June 2017		

#	WSI Name	WWTW Name	Regulator's Compliance Monitoring and Enforcement Status	Action to follow and other comment	Regulatory Comment by the REGIONAL HEAD
19	Richtersveld LM	Port Nolloth	Case Reported and Registered on ECMS. Complaint investigated on 12 July 2022 Issued NWA Notice (Pre-directive)	Enforcement to conduct follow-up inspection to determine status quo on-site and institute further enforcement actions should there be a need	WSA aware of non-compliances, planning CAP and progress towards compliance expected
20	Khai-Ma LM	Pofadder	Case Reported and Registered on ECMS. Complaint investigated on 20 February 2014 Issued NWA Notice (Pre-directive) Action plan received	Referral to Enforcement for investigation and enforcement actions	WSA aware of non-compliances, planning CAP and progress towards compliance expected
		Aggenys	No non-compliance case reported		
		Pella	Case Reported and Registered on ECMS. Complaint investigated on 15 June 2016 Action plan received		
21	Phokwane LM	Onseepkans	Case Reported and Registered on ECMS. Complaint investigated on 21 June 2016 Action plan received	Referral to Enforcement for investigation and enforcement actions	WSA aware of non-compliances, planning CAP and progress towards compliance expected
		Hartswater	Case Reported and Registered on ECMS. Complaint investigated on 25 November 2021 Issued NWA Directive		
		Jan Kempdorp	Case Reported and Registered on ECMS. Complaint investigated on 23 May 2016 Issued NWA Notice (Pre-directive) Issued NWA Directive		
22	Kamiesberg LM	Pampierstad	Case Reported and Registered on ECMS. Complaint investigated on 18 October 2016	Referral to Enforcement for investigation and enforcement actions	WSA aware of non-compliances, planning CAP and progress towards compliance expected
		Garies	Case Reported and Registered on ECMS. Complaint investigated on 02 June 2020 Issued NWA Notice (Pre-directive)		
23	Renosterberg LM	Kamieskroon	Case Reported and Registered on ECMS. Complaint investigated on 15 February 2022 Issued NWA Notice (Pre-directive)	Follow-up inspection to be conducted by Enforcement to initiate further enforcement actions against WSA	WSA financially unstable, no funding to address non-compliances, limited cooperation from WSA.
		Petrusville	Case Reported and Registered on ECMS. Complaint investigated on 21 May 2019 Issued NWA Notice (Pre-directive)	Referral to Enforcement for investigation and enforcement actions	
		Vanderkloof	Case Reported and Registered on ECMS. Complaint investigated on 13 September 2018 Issued NWA Notice (Pre-directive)		
		Philipstown	No non-compliance case reported	None	

From the table above, it can be observed that stringent regulatory action is taken by the DWS Regional Offices, in summary:

- ◆ 24 out of 59 systems have received regulatory and enforcement actions, ranging from cases reported, non-compliance, notices and directives issued, and instituting civil action
- ◆ 58 out of 59 systems have active monitoring and actions to be followed by the Regional Office
- ◆ The key issues that concerns the Regional Head includes addressing non-compliances, limited cooperation from WSIs and addressing critical wastewater issues, and financially unstable WSAs.

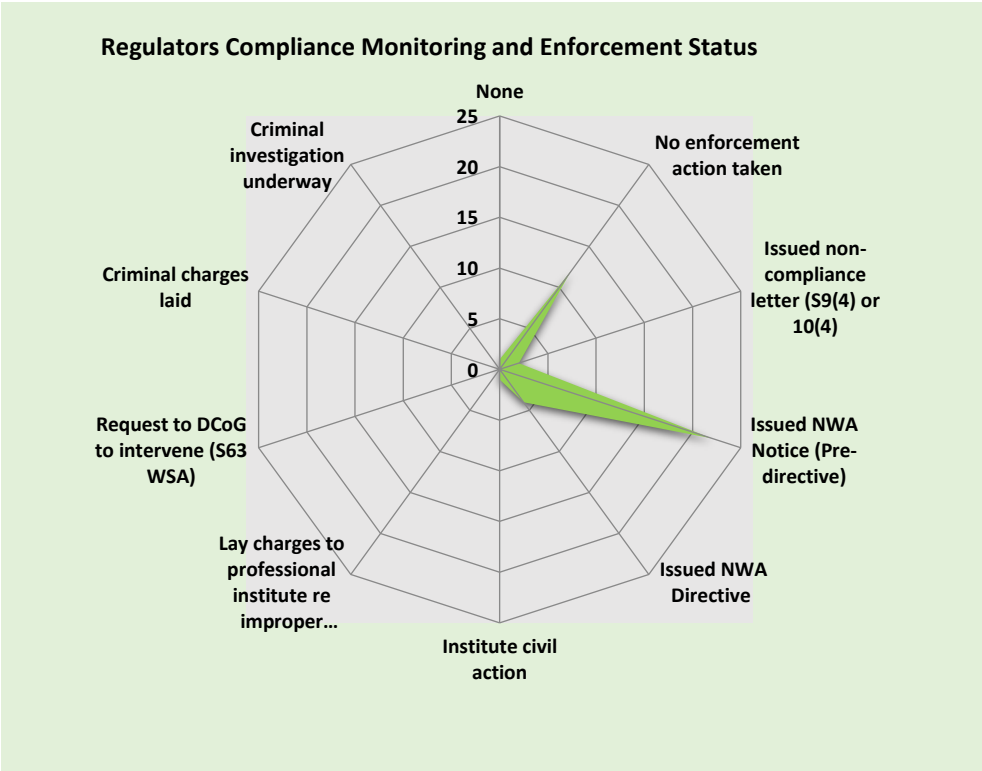


Figure 22 - Summary of Regulators Compliance Monitoring and Enforcement Status

11.1 Dikgatlong Local Municipality

The municipality was identified to have the following wastewater treatment systems in critical state and was advised by the Regulator to issue a Corrective Action Plans (CAPs) and ringfenced grant allocation to the identified systems. The following results were found following analysis of the CAPs and funds as submitted by the WSA during the period 1 April 2022 to 31 March 2023.

BASELINE:

WSI Name	WSI 2021 GD Score	WSI TSA Score	Total VROOM Cost	WWTW Names (<31% score)	WWTW 2021 GD Score
Dikgatlong LM	18%	41%	R1,517,000	Delportshoop-Longlands	13.4%
				Barkley West	18.3%
				Windsorton	16.4%

Watch Area 1: PLANNING - Corrective Action Plan to improve on the Green Drop Scores

WSI Name	WWTW Name	Compliance Letters Issued	WSA Requested Support to develop the CAP	# CAPs recd by DWS	Date of CAPs receipt by DWS	CAP Implementation Status: Progress @ 31 March 2022	Quality of CAP
Dikgatlong LM	Delportshoop-Longlands	Yes	Extension requested by WSA for 30 days from Feb 23	0	None	Planned	NI
	Barkley West	Yes	Extension requested by WSA for 30 days from Feb 23	0	None	Planned	NI
	Windsorton	Yes	Extension requested by WSA for 30 days from Feb 2023. Financial support already provided, and project is underway for increasing the oxidation ponds	0	None	Planned	NI

WSI Name	WWTW Name	DWS Schedule Engagement with WSIs
Dikgatlong LM	Delportshoop-Longlands	RO had numerous telephonic engagements with the WSA, particularly on the 08/02/23 in which the MM (Ms B Tsinyane) reported that they are in a process of appointing a Service Provider. The MM indicated that the GDS report non-compliance letters will be used as guidelines to form the terms of reference for the PSP that will be appointed to address all the issues of non-compliance that were identified during the 2020/21 assessments. Provide POE
	Barkley West	RO had numerous telephonic engagements with the WSA, particularly on the 08/02/23 in which the MM (Ms B Tsinyane) reported that they are in a process of appointing a Service Provider. The MM indicated that the GDS report non-compliance letters will be used as guidelines to form the terms of reference for the PSP that will be appointed to address all the issues of non-compliance that were identified during the 2020/21 assessments. Provide paper trail to proof engagement
	Windsorton	RO had numerous telephonic engagements with the WSA, particularly on the 08/02/23 in which the MM (Ms B Tsinyane) reported that they are in a process of appointing a Service Provider. The MM indicated that the GDS report non-compliance letters will be used as guidelines to form the terms of reference for the PSP that will be appointed to address all the issues of non-compliance that were identified during the 2020/21 assessments.

Watch Area 2: IMPLEMENTATION - Securing of water services grants, funding, and appropriate resources to implement the CAP

None

Watch Area 3: INTERVENTION – Status and types of interventions by DWS

WSI Name	WWTW Name	Regulator's Compliance Monitoring and Enforcement Status	Action to follow and other comment
Dikgatlong LM	Delportshoop-Longlands	Case Reported and Registered on ECMS. Complaint investigated on 19 October 2016	Follow-up will be made with the WSA with regards to the appointment of a PSP. A follow-up inspection to be scheduled 24 March 2023. RO will schedule an inspection to determine the current state of the works so that any alarming failures that cease to exist are given priority by the WSA immediately
	Barkley West	Case Reported and Registered on ECMS. Complaint investigated on 23 October 2015; Issued non-compliance letter (S9(4) or 10(4)); Issued NWA Notice (Pre-directive) Issued NWA Directive; Institute civil action	
	Windsorton	Case Reported and Registered on ECMS. Complaint investigated on 18 August 2016	

11.2 Emthanjeni Local Municipality

The municipality was identified to have the following wastewater treatment systems in critical state and was advised by the Regulator to issue a Corrective Action Plans (CAPs) and ringfenced grant allocation to the identified systems. The following results were found following analysis of the CAPs and funds as submitted by the WSA during the period 1 April 2022 to 31 March 2023.

BASELINE:

WSI Name	WSI 2021 GD Score	WSI TSA Score	Total VROOM Cost	WWTW Names (<31% score)	WTTW 2021 GD Score
Emthanjeni LM	13%	16%	R896,000	Britstown	19.7%
				De Aar	10.7%
				Hanover	18.1%

Watch Area 1: PLANNING - Corrective Action Plan to improve on the Green Drop Scores

WSI Name	WWTW Name	Compliance Letters Issued	WSA Requested Support to develop the CAP	DWS Schedule Engagement with WSIs	# CAPs recd by DWS	Date of CAPs receipt by DWS	CAP Implementation Status: Progress @ 31 March 2022	Quality of CAP
Emthanjeni LM	Britstown	Yes	Request funding support through RBIG	There was an intervention meeting between DWS and the WSA on 08 Feb 23 in which the WSA committed to submit action plans before the next intervention meeting scheduled for Apr 23	0	None	Planned	NI
	De Aar	Yes			0	None	Planned	NI
	Hanover	Yes			0	None	Planned	NI

Watch Area 2: IMPLEMENTATION - Securing of water services grants, funding, and appropriate resources to implement the CAP

None

Watch Area 3: INTERVENTION – Status and types of interventions by DWS

WSI Name	WWTW Name	Regulator's Compliance Monitoring and Enforcement Status	Action to follow and other comment
Emthanjeni LM	Britstown	Case Reported and Registered on ECMS. Complaint investigated on 21 September 2017	Continuous engagements with the WSA. Furthermore, the RO will engage CoGTA to render support to the WSA. The state of the WWTW has not improved. A technical inspection conducted 21 November 2022.
	De Aar	Case Reported and Registered on ECMS. Complaint investigated on 05 April 2022 Issued NWA Notice (Pre-directive) Issued NWA Directive	Continuous engagements with the WSA. Furthermore, the RO will engage CoGTA to render support to the WSA. The state of the WWTW has not improved, the works is not functional. According to representations submitted by WSA, there is no O&M budget available to restore the functionality of the work. This was triggered by enforcement action. Furthermore a technical inspection was conducted November 2022 and still there was no improvement
	Hanover	No non-compliance case reported	Continuous engagements with the WSA. Furthermore, the RO will engage CoGTA to render support to the WSA. A technical inspection was conducted November 2022 and no enforcement processes required and the DWS is continuously monitoring the system

11.3 Ga-Segonyana Local Municipality

The municipality was identified to have the following wastewater treatment systems in critical state and was advised by the Regulator to issue a Corrective Action Plans (CAPs) and ringfenced grant allocation to the identified systems. The following results were found following analysis of the CAPs and funds as submitted by the WSA during the period 1 April 2022 to 31 March 2023.

BASELINE:

WSI Name	WSI 2021 GD Score	WSI TSA Score	Total VROOM Cost	WWTW Names (<31% score)	WTTW 2021 GD Score
Ga-Segonyana LM	10%	4%	R18,176,000	Kuruman	10.7%
				Mothibistad	7.4%

Watch Area 1: PLANNING - Corrective Action Plan to improve on the Green Drop Scores

WSI Name	WWTW Name	Compliance Letters Issued	WSA Requested Support to develop the CAP	DWS Schedule Engagement with WSIs	# CAPs recd by DWS	Date of CAPs receipt by DWS	CAP Implementation Status: Progress @ 31 March 2022	Quality of CAP
Ga-Segonyana LM	Kuruman	Yes	None	There were numerous telephonic engagements with the WSA on 13 Jul 22, 24 Sep 22 and 19 Nov 22	0	None	No Progress	NI
	Mothibistad	Yes	None	Non-compliance letter was reissued to LM	0	None	No Progress	NI

Watch Area 2: IMPLEMENTATION - Securing of water services grants, funding, and appropriate resources to implement the CAP

WSI Name	WWTW Name	CAP Implementation Monitoring	KPA Areas Targeted via CAP	Resources Secured/ Mobilised for CAP implementation, i.e. Turnaround of <31% GD % TSA
Ga-Segonyana LM	Kuruman	None	NI	NI
	Mothibistad	None	NI	NI

Watch Area 3: INTERVENTION – Status and types of interventions by DWS

WSI Name	WWTW Name	Regulator's Compliance Monitoring and Enforcement Status	Action to follow and other comment
Ga-Segonyana LM	Kuruman	Case Reported and Registered on ECMS. Complaint investigated on 20 July 2022; Issued NWA Notice (Pre-directive)	Continuous monitoring of the WWTW to ensure compliance with regulatory prescripts. A technical inspection was conducted 14 June 2022. A Notice of Intention dated 24 August 2022 was issued and representations were received in which it was rejected as the submission was deemed unsatisfactory and a follow-up letter in form of a template was sent to LM to guide on how to respond to the Notice. To date no action plan was received. Furthermore a follow-up inspection was conducted on 21 November 2022.
	Mothibistad	Case Reported and Registered on ECMS. Complaint investigated on 26 October 2022; Issued NWA Notice (Pre-directive)	Referral to Enforcement for investigation and enforcement actions. The Notice will also be sent through a registered mail by March 2023 and will be hand delivered to LM by April 2023. A technical inspection was conducted on 07 June 2022. O&M was flagged as problematic and continuous monitoring is being scheduled

11.4 Gamagara Local Municipality

The municipality was identified to have the following wastewater treatment systems in critical state and was advised by the Regulator to issue a Corrective Action Plans (CAPs) and ringfenced grant allocation to the identified systems. The following results were found following analysis of the CAPs and funds as submitted by the WSA during the period 1 April 2022 to 31 March 2023.

BASELINE:

WSI Name	WSI 2021 GD Score	WSI TSA Score	Total VROOM Cost	WWTW Names (<31% score)	WTTW 2021 GD Score
Gamagara LM	26%	55%	R29,741,400	Dibeng	19.3%
				Olifantshoek	14.3%
				Kathu	28.0%

Watch Area 1: PLANNING - Corrective Action Plan to improve on the Green Drop Scores

WSI Name	WWTW Name	Compliance Letters Issued	WSA Requested Support to develop the CAP	DWS Schedule Engagement with WSIs	# CAPs recd by DWS	Date of CAPs receipt by DWS	CAP Implementation Status: Progress @ 31 March 2022	Quality of CAP
Gamagara LM	Dibeng	Yes	None	Non-compliance letter was reissued to LM	1	None	>50% Implemented	Not yet assessed
	Olifantshoek	Yes	None		0	None	No Progress	NI
	Kathu	Yes	None		0	None	No Progress	NI

Watch Area 2: IMPLEMENTATION - Securing of water services grants, funding, and appropriate resources to implement the CAP

None

Watch Area 3: INTERVENTION – Status and types of interventions by DWS

WSI Name	WWTW Name	Regulator's Compliance Monitoring and Enforcement Status	Action to follow and other comment
Gamagara LM	Dibeng	Case Reported and Registered on ECMS. Complaint investigated on 21 October 2015	Continuous monitoring of the system to ensure compliance. The first technical inspection was conducted on 23 August 2021 and the second technical inspection was conducted on 16 May 2022. The findings of the inspections revealed that there were no major issues that require interventions as the plant was recently refurbished. DWS will continue to monitor performance of system
	Olifantshoek	Case Reported and Registered on ECMS. Complaint investigated on 22 October 2015	Continuous monitoring of the system to ensure compliance. A technical inspection was conducted on 16 May 2022. The findings of the inspections revealed that there were no major issues that require interventions. DWS will continue to monitor performance of the system
	Kathu	Case Reported and Registered on ECMS. Complaint investigated on 21 October 2015	A follow up inspection scheduled for April 2023 and determine compliance to the Directive issued. A technical inspection was conducted on 17 May 2022. The findings of the inspections revealed that there were no major issues that require interventions. LM was advised to develop GD improvement plan to address technical deficiencies. DWS will continue to monitor performance of the system

11.5 Hantam Local Municipality

The municipality was identified to have the following wastewater treatment system in critical state and was advised by the Regulator to issue a Corrective Action Plan (CAP) and ringfenced grant allocation to the identified system. The following results were found following analysis of the CAP and funds as submitted by the WSA during the period 1 April 2022 to 31 March 2023.

BASELINE:

WSI Name	WSI 2021 GD Score	WSI TSA Score	Total VROOM Cost	WWTW Names (<31% score)	WWTW 2021 GD Score
Hantam LM	36%	71%	R5,128,200	Brandvlei	27.2%

Watch Area 1: PLANNING - Corrective Action Plan to improve on the Green Drop Scores

WSI Name	WWTW Name	Compliance Letters Issued	WSA Requested Support to develop the CAP	DWS Schedule Engagement with WSIs	# CAPs recd by DWS	Date of CAPs receipt by DWS	CAP Implementation Status: Progress @ 31 March 2022	Quality of CAP
Hantam LM	Brandvlei	Yes	None	Non-compliance letter was reissued to LM (Feb 2023)	1	Yes, 15/02/23	<50% Implemented	Not yet assessed

Watch Area 2: IMPLEMENTATION - Securing of water services grants, funding, and appropriate resources to implement the CAP

None

Watch Area 3: INTERVENTION – Status and types of interventions by DWS

WSI Name	WWTW Name	Regulator's Compliance Monitoring and Enforcement Status	Action to follow and other comment
Hantam LM	Brandvlei	Audit conducted on 30 November 2021. An investigation was also conducted on 23 August 2022 Issued NWA Notice (Pre-directive)	Conduct follow-up inspection to ascertain status quo of the works by July 2023. Engage the WSA on the submission of Plan of Action as per its commitment on the representations submitted to DWS on 31 March 2022

11.6 Joe Morolong Local Municipality

The municipality was identified to have the following wastewater treatment systems in critical state and was advised by the Regulator to issue a Corrective Action Plans (CAPs) and ringfenced grant allocation to the identified systems. The following results were found following analysis of the CAPs and funds as submitted by the WSA during the period 1 April 2022 to 31 March 2023.

BASELINE:

WSI Name	WSI 2021 GD Score	WSI TSA Score	Total VROOM Cost	WWTW Names (<31% score)	WWTW 2021 GD Score
Joe Morolong LM	3%	40%	R2,391,360	Van Zylrust Hotazel	0.0% 3.0%

Watch Area 1: PLANNING - Corrective Action Plan to improve on the Green Drop Scores

WSI Name	WWTW Name	Compliance Letters Issued	WSA Requested Support to develop the CAP	DWS Schedule Engagement with WSIs	# CAPs recd by DWS	Date of CAPs receipt by DWS	CAP Implementation Status: Progress @ 31 March 2022	Quality of CAP
Joe Morolong LM	Van Zylrust	Yes	None	None	1	Yes,	>50% Implemented	Good
	Hotazel	Yes	None	None	1	8/06/22	>50% Implemented	Good

Watch Area 2: IMPLEMENTATION - Securing of water services grants, funding, and appropriate resources to implement the CAP

WSI Name	WWTW Name	CAP Implementation Monitoring	KPA Areas Targeted via CAP	Resources Secured/ Mobilised for CAP implementation, i.e. Turnaround of <31% GD % TSA
Joe Morolong LM	Van Zylrust	The DWS has not received any progress report from the WSA regarding the implementation of Action Plan.	NI	NI
	Hotazel	DWS will monitor implementation	NI	NI

Watch Area 3: INTERVENTION – Status and types of interventions by DWS

WSI Name	WWTW Name	Regulator's Compliance Monitoring and Enforcement Status	Action to follow and other comment
Joe Morolong LM	Van Zylrust	Case Reported and Registered on ECMS. Complaint investigated on 21 April 2021 Issued NWA Notice (Pre-directive)	DWS to monitor implementation of the action plan submitted by March 2023 and conduct a follow-up inspection by September 2023. Action Plan submitted was satisfactory, it was accepted and DWS to monitor implementation of the action plan. LM responded and no enforcement action was required
	Hotazel	Case Reported and Registered on ECMS. Complaint investigated on 21 September 2017	

11.7 Kamiesberg Local Municipality

The municipality was identified to have the following wastewater treatment systems in critical state and was advised by the Regulator to issue a Corrective Action Plans (CAPs) and ringfenced grant allocation to the identified systems. The following results were found following analysis of the CAPs and funds as submitted by the WSA during the period 1 April 2022 to 31 March 2023.

BASELINE:

WSI Name	WSI 2021 GD Score	WSI TSA Score	Total VROOM Cost	WWTW Names (<31% score)	WTWW 2021 GD Score
Kamiesberg LM	0%	27%	R157,480	Garies	0.0%
				Kamieskroon	2.0%

Watch Area 1: PLANNING - Corrective Action Plan to improve on the Green Drop Scores

WSI Name	WWTW Name	Compliance Letters Issued	WSA Requested Support to develop the CAP	DWS Schedule Engagement with WSIs	# CAPs recd by DWS	Date of CAPs receipt by DWS	CAP Implementation Status: Progress @ 31 March 2022	Quality of CAP
Kamiesberg LM	Garies	Yes	None	None	0	None	No Progress	NI
	Kamieskroon	Yes	None	None	0	None	No Progress	NI

Watch Area 2: IMPLEMENTATION - Securing of water services grants, funding, and appropriate resources to implement the CAP

None

Watch Area 3: INTERVENTION – Status and types of interventions by DWS

WSI Name	WWTW Name	Regulator's Compliance Monitoring and Enforcement Status	Action to follow and other comment
Kamiesberg LM	Garies	Case Reported and Registered on ECMS. Complaint investigated on 02 June 2020; Issued NWA Notice (Pre-directive)	Referral to Enforcement for investigation and enforcement actions
	Kamieskroon	Case Reported and Registered on ECMS. Complaint investigated on 15 February 2022; Issued NWA Notice (Pre-directive)	Follow-up inspection to be conducted by Enforcement to initiate further enforcement actions against WSA

11.8 Kareeberg Local Municipality

The municipality was identified to have the following wastewater treatment systems in critical state and was advised by the Regulator to issue a Corrective Action Plans (CAPs) and ringfenced grant allocation to the identified systems. The following results were found following analysis of the CAPs and funds as submitted by the WSA during the period 1 April 2022 to 31 March 2023.

BASELINE:

WSI Name	WSI 2021 GD Score	WSI TSA Score	Total VROOM Cost	WWTW Names (<31% score)	WTWW 2021 GD Score
Kareeberg LM	44%	42%	R567,000	Vosburg	28.7%
				Vanwyksvlei	0.0%

Watch Area 1: PLANNING - Corrective Action Plan to improve on the Green Drop Scores

WSI Name	WWTW Name	Compliance Letters Issued	WSA Requested Support to develop the CAP	DWS Schedule Engagement with WSIs	# CAPs recd by DWS	Date of CAPs receipt by DWS	CAP Implementation Status: Progress @ 31 March 2022	Quality of CAP
Kareeberg LM	Vosburg	Yes	None	None	0	None	Planned	NI
	Vanwyksvlei	Yes	None	None	0	None	Planned	NI

Watch Area 2: IMPLEMENTATION - Securing of water services grants, funding, and appropriate resources to implement the CAP

None

Watch Area 3: INTERVENTION – Status and types of interventions by DWS

WSI Name	WWTW Name	Regulator's Compliance Monitoring and Enforcement Status	Action to follow and other comment
Kareeberg LM	Vosburg	Case Reported and Registered on ECMS. Complaint investigated on 14 February 2017	Referral to Enforcement for investigation and enforcement actions
	Vanwyksvlei	No non-compliance case reported	

11.9 Karoo Hoogland Local Municipality

The municipality was identified to have the following wastewater treatment systems in critical state and was advised by the Regulator to issue a Corrective Action Plans (CAPs) and ringfenced grant allocation to the identified systems. The following results were found following analysis of the CAPs and funds as submitted by the WSA during the period 1 April 2022 to 31 March 2023.

BASELINE:

WSI Name	WSI 2021 GD Score	WSI TSA Score	Total VROOM Cost	WWTW Names (<31% score)	WTTW 2021 GD Score
Karoo Hoogland LM	11%	57%	R722,400	Fraserburg	11.5%
				Sutherland	9.5%
				Williston	9.5%

Watch Area 1: PLANNING - Corrective Action Plan to improve on the Green Drop Scores

WSI Name	WWTW Name	Compliance Letters Issued	WSA Requested Support to develop the CAP	DWS Schedule Engagement with WSIs	# CAPs recd by DWS	Date of CAPs receipt by DWS	CAP Implementation Status: Progress @ 31 March 2022	Quality of CAP
Karoo Hoogland LM	Fraserburg	Yes	None	The Technical Director was on extended leave and there was an acting MM who was unreachable	0	None	No Progress	NI
	Sutherland	Yes	None		0	None	No Progress	NI
	Williston	Yes	None		0	None	No Progress	NI

Watch Area 2: IMPLEMENTATION - Securing of water services grants, funding, and appropriate resources to implement the CAP

None

Watch Area 3: INTERVENTION – Status and types of interventions by DWS

WSI Name	WWTW Name	Regulator's Compliance Monitoring and Enforcement Status	Action to follow and other comment
Karoo Hoogland LM	Fraserburg	Case Reported and Registered on ECMS. Complaint investigated on 07 February 2022; Issued NWA Notice (Pre-directive)	Continuous monitoring of the WWTW to ensure compliance with regulatory prescripts
	Sutherland	Case Reported and Registered on ECMS. Complaint investigated on 08 February 2022; Issued NWA Notice (Pre-directive)	
	Williston	Case Reported and Registered on ECMS. Complaint investigated on 07 February 2022	Referral to Enforcement for investigation and enforcement actions

11.10 Kgatelopele Local Municipality

The municipality was identified to have the following wastewater treatment system in critical state and was advised by the Regulator to issue a Corrective Action Plan (CAP) and ringfenced grant allocation to the identified system. The following results were found following analysis of the CAP and funds as submitted by the WSA during the period 1 April 2022 to 31 March 2023.

BASELINE:

WSI Name	WSI 2021 GD Score	WSI TSA Score	Total VROOM Cost	WWTW Names (<31% score)	WTTW 2021 GD Score
Kgatelopele LM	15%	31%	R1,814,400	Danielskuil	15.2%

Watch Area 1: PLANNING - Corrective Action Plan to improve on the Green Drop Scores

WSI Name	WWTW Name	Compliance Letters Issued	WSA Requested Support to develop the CAP	DWS Schedule Engagement with WSIs	# CAPs recd by DWS	Date of CAPs receipt by DWS	CAP Implementation Status: Progress @ 31 March 2022	Quality of CAP
Kgatelopele LM	Danielskuil	Yes	None	WSA officials unreachable	0	None	Planned	NI

Watch Area 2: IMPLEMENTATION - Securing of water services grants, funding, and appropriate resources to implement the CAP

None

Watch Area 3: INTERVENTION – Status and types of interventions by DWS

WSI Name	WWTW Name	Regulator's Compliance Monitoring and Enforcement Status	Action to follow and other comment
Kgatelopele LM	Danielskuil	Case Reported and Registered on ECMS. Complaint investigated on 19 March 2018	Referral to Enforcement for investigation and enforcement actions

11.11 Khai Ma Local Municipality

The municipality was identified to have the following wastewater treatment systems in critical state and was advised by the Regulator to issue a Corrective Action Plans (CAPs) and ringfenced grant allocation to the identified systems. The following results were found following analysis of the CAPs and funds as submitted by the WSA during the period 1 April 2022 to 31 March 2023.

BASELINE:

WSI Name	WSI 2021 GD Score	WSI TSA Score	Total VROOM Cost	WWTW Names (<31% score)	WTWW 2021 GD Score
Khai-Ma LM	1%	15%	R2,940,600	Pofadder	0.0%
				Aggenys	0.0%
				Pella	3.2%
				Onseepkans	0.0%

Watch Area 1: PLANNING - Corrective Action Plan to improve on the Green Drop Scores

WSI Name	WWTW Name	Compliance Letters Issued	WSA Requested Support to develop the CAP	DWS Schedule Engagement with WSIs	# CAPs recd by DWS	Date of CAPs receipt by DWS	CAP Implementation Status: Progress @ 31 March 2022	Quality of CAP
Khai-Ma LM	Pofadder	Yes	Yes	WSA officials unreachable	1	Yes, no date	No Progress	Poor
	Aggenys	Yes	Yes	WSA officials unreachable	1		No Progress	Poor
	Pella	Yes	Yes	WSA officials unreachable	1		No Progress	Poor
	Onseepkans	Yes	Yes	WSA officials unreachable	1		No Progress	Poor

Watch Area 2: IMPLEMENTATION - Securing of water services grants, funding, and appropriate resources to implement the CAP

WSI Name	WWTW Name	CAP Implementation Monitoring	KPA Areas Targeted via CAP	Resources Secured/ Mobilised for CAP implementation, i.e. Turnaround of <31% GD % TSA
Khai-Ma LM	Pofadder	The DWS has not received any progress report from the WSA regarding the implementation of Action Plan	NI	NI
	Aggenys		NI	NI
	Pella		NI	NI
	Onseepkans		NI	NI

Watch Area 3: INTERVENTION – Status and types of interventions by DWS

WSI Name	WWTW Name	Regulator's Compliance Monitoring and Enforcement Status	Action to follow and other comment
Khai-Ma LM	Pofadder	Case Reported and Registered on ECMS. Complaint investigated on 20 February 2014; Issued NWA Notice (Pre-directive)	Referral to Enforcement for investigation and enforcement actions
	Aggenys	No non-compliance case reported	
	Pella	Case Reported and Registered on ECMS. Complaint investigated on 15 June 2016	
	Onseepkans	Case Reported and Registered on ECMS. Complaint investigated on 21 June 2016	

11.12 Kai Garib Local Municipality

The municipality was identified to have the following wastewater treatment systems in critical state and was advised by the Regulator to issue a Corrective Action Plans (CAPs) and ringfenced grant allocation to the identified systems. The following results were found following analysis of the CAPs and funds as submitted by the WSA during the period 1 April 2022 to 31 March 2023.

BASELINE:

WSI Name	WSI 2021 GD Score	WSI TSA Score	Total VROOM Cost	WWTW Names (<31% score)	WTTW 2021 GD Score
!Kai !Garib LM	13%	27%	R642,000	Kakamas	18.4%
				Kenhardt	9.8%
				Keimoes	13.9%
				Vredesvallei	3.9%

Watch Area 1: PLANNING - Corrective Action Plan to improve on the Green Drop Scores

WSI Name	WWTW Name	Compliance Letters Issued	WSA Requested Support to develop the CAP	DWS Schedule Engagement with WSIs	# CAPs recd by DWS	Date of CAPs receipt by DWS	CAP Implementation Status: Progress @ 31 March 2022	Quality of CAP
!Kai !Garib LM	Kakamas	Yes	None	WSA officials unreachable	0	None	Planned	
	Kenhardt	Yes	None	WSA officials unreachable	0	None	Planned	
	Keimoes	Yes	None	WSA officials unreachable	0	None	Planned	
	Vredesvallei	Yes	None	WSA officials unreachable	0	None	Planned	

Watch Area 2: IMPLEMENTATION - Securing of water services grants, funding, and appropriate resources to implement the CAP

None

Watch Area 3: INTERVENTION – Status and types of interventions by DWS

WSI Name	WWTW Name	Regulator's Compliance Monitoring and Enforcement Status	Action to follow and other comment
!Kai !Garib LM	Kakamas	Case Reported and Registered on ECMS. Complaint investigated on 10 March 2021	Referral to Enforcement for investigation and enforcement actions
	Kenhardt	Case Reported and Registered on ECMS. Complaint investigated on 17 February 2022	
	Keimoes	Case Reported and Registered on ECMS. Complaint investigated on 21 June 2017	
	Vredesvallei	No non-compliance case reported	

11.13 !Kheis Local Municipality

The municipality was identified to have the following wastewater treatment systems in critical state and was advised by the Regulator to issue a Corrective Action Plans (CAPs) and ringfenced grant allocation to the identified systems. The following results were found following analysis of the CAPs and funds as submitted by the WSA during the period 1 April 2022 to 31 March 2023.

BASELINE:

WSI Name	WSI 2021 GD Score	WSI TSA Score	Total VROOM Cost	WWTW Names (<31% score)	WTTW 2021 GD Score
!Kheis LM	2%	0	R1,281,600	Brandboom	2.2%
				Groblershoop	2.2%
				Wegdraai	0.0%
				Topline	0.0%
				Grootdrink	0.0%

Watch Area 1: PLANNING - Corrective Action Plan to improve on the Green Drop Scores

WSI Name	WWTW Name	Compliance Letters Issued	WSA Requested Support to develop the CAP	DWS Schedule Engagement with WSIs	# CAPs recd by DWS	Date of CAPs receipt by DWS	CAP Implementation Status: Progress @ 31 March 2022	Quality of CAP
!Kheis LM	Brandboom	Yes	None	WSA officials unreachable	0	None	No Progress	NI
	Groblershoop	Yes	None	WSA officials unreachable	0	None	No Progress	NI
	Wegdraai	Yes	None	WSA officials unreachable	0	None	No Progress	NI
	Topline	Yes	None	WSA officials unreachable	0	None	No Progress	NI
	Grootdrink	Yes	None	WSA officials unreachable	0	None	No Progress	NI

Watch Area 2: IMPLEMENTATION - Securing of water services grants, funding, and appropriate resources to implement the CAP

None

Watch Area 3: INTERVENTION – Status and types of interventions by DWS

WSI Name	WWTW Name	Regulator's Compliance Monitoring and Enforcement Status	Action to follow and other comment
!Kheis LM	Brandboom	No non-compliance case reported	Referral to Enforcement for investigation and enforcement actions
	Groblershoop	Case Reported and Registered on ECMS. Complaint investigated on 18 June 2019	
	Wegdraai	Case Reported and Registered on ECMS. Complaint investigated on 21 June 2017	
	Topline	Case Reported and Registered on ECMS. Complaint investigated on 10 August 2017; Issued NWA Notice (Pre-directive)	
	Grootdrink	Case Reported and Registered on ECMS. Complaint investigated on 21 June 2017	

11.14 Magareng Local Municipality

The municipality was identified to have the following wastewater treatment system in critical state and was advised by the Regulator to issue a Corrective Action Plan (CAP) and ringfenced grant allocation to the identified system. The following results were found following analysis of the CAP and funds as submitted by the WSA during the period 1 April 2022 to 31 March 2023.

BASELINE:

WSI Name	WSI 2021 GD Score	WSI TSA Score	Total VROOM Cost	WWTW Names (<31% score)	WTWW 2021 GD Score
Magareng LM	5%	18%	R360,000	Warrenton	4.7%

Watch Area 1: PLANNING - Corrective Action Plan to improve on the Green Drop Scores

WSI Name	WWTW Name	Compliance Letters Issued	WSA Requested Support to develop the CAP	DWS Schedule Engagement with WSIs	# CAPs recd by DWS	Date of CAPs receipt by DWS	CAP Implementation Status: Progress @ 31 March 2022	Quality of CAP
Magareng LM	Warrenton	Yes	None	WSA officials unreachable	1	None	>50% Implemented	Good

Watch Area 2: IMPLEMENTATION - Securing of water services grants, funding, and appropriate resources to implement the CAP

None

Watch Area 3: INTERVENTION – Status and types of interventions by DWS

WSI Name	WWTW Name	Regulator's Compliance Monitoring and Enforcement Status	Action to follow and other comment
Magareng LM	Warrenton	Case Reported and Registered on ECMS. Complaint investigated on 22 October 2015	Referral to Enforcement for investigation and enforcement actions

11.15 Nama Khoi Local Municipality

The municipality was identified to have the following wastewater treatment systems in critical state and was advised by the Regulator to issue a Corrective Action Plans (CAPs) and ringfenced grant allocation to the identified systems. The following results were found following analysis of the CAPs and funds as submitted by the WSA during the period 1 April 2022 to 31 March 2023.

BASELINE:

WSI Name	WSI 2021 GD Score	WSI TSA Score	Total VROOM Cost	WWTW Names (<31% score)	WTWW 2021 GD Score
Nama Khoi LM	27%	18%	R10,570,000	Carolusberg	27.6%
				Concordia	27.6%
				Nababeep	18.8%
				Okiep	28.8%
				Springbok	29.0%
				Kommagas	27.6%

Watch Area 1: PLANNING - Corrective Action Plan to improve on the Green Drop Scores

WSI Name	WWTW Name	Compliance Letters Issued	WSA Requested Support to develop the CAP	DWS Schedule Engagement with WSIs	# CAPs recd by DWS	Date of CAPs receipt by DWS	CAP Implementation Status: Progress @ 31 March 2022	Quality of CAP
Nama Khoi LM	Carolusberg	Yes	None	WSA officials unreachable	0	None	Planned	NI
	Concordia	Yes	None	WSA officials unreachable	0	None	Planned	NI
	Nababeep	Yes	None	WSA officials unreachable	0	None	Planned	NI
	Okiep	Yes	None	WSA officials unreachable	0	None	Planned	NI
	Springbok	Yes	None	WSA officials unreachable	0	None	Planned	NI
	Kommagas	Yes	None	WSA officials unreachable	0	None	Planned	NI

Watch Area 2: IMPLEMENTATION - Securing of water services grants, funding, and appropriate resources to implement the CAP

None

Watch Area 3: INTERVENTION – Status and types of interventions by DWS

WSI Name	WWTW Name	Regulator's Compliance Monitoring and Enforcement Status	Action to follow and other comment
Nama Khoi LM	Carolusberg	Case Reported and Registered on ECMS. Complaint investigated on 04 July 2022 Issued NWA Notice (Pre-directive)	Follow-up with the WSA regarding progress on the implementation of action plan submitted. Enforcement to conduct follow-up inspection to determine status quo on-site and institute further enforcement actions should there be a need
	Concordia	Case Reported and Registered on ECMS. Complaint investigated on 05 July 2022 Issued NWA Notice (Pre-directive)	
	Nababeep	Case Reported and Registered on ECMS. Complaint investigated on 05 July 2022 Issued NWA Notice (Pre-directive)	
	Okiep	Case Reported and Registered on ECMS. Complaint investigated on 05 July 2022 Issued NWA Notice (Pre-directive)	
	Springbok	Case Reported and Registered on ECMS. Complaint investigated on 05 July 2022 Issued NWA Notice (Pre-directive)	
	Kommagas	No non-compliance case reported	Referral to Enforcement for investigation and enforcement actions

11.16 Phokwane Local Municipality

The municipality was identified to have the following wastewater treatment systems in critical state and was advised by the Regulator to issue a Corrective Action Plans (CAPs) and ringfenced grant allocation to the identified systems. The following results were found following analysis of the CAPs and funds as submitted by the WSA during the period 1 April 2022 to 31 March 2023.

BASELINE:

WSI Name	WSI 2021 GD Score	WSI TSA Score	Total VROOM Cost	WWTW Names (<31% score)	WTTW 2021 GD Score
Phokwane LM	0%	19%	R1,501,000	Hartswater	1.0%
				Jan Kempdorp	0.0%
				Pampierstad	0.0%

Watch Area 1: PLANNING - Corrective Action Plan to improve on the Green Drop Scores

WSI Name	WWTW Name	Compliance Letters Issued	WSA Requested Support to develop the CAP	DWS Schedule Engagement with WSIs	# CAPs recd by DWS	Date of CAPs receipt by DWS	CAP Implementation Status: Progress @ 31 March 2022	Quality of CAP
Phokwane LM	Hartswater	Yes	None	WSA officials unreachable	0	None	No Progress	NI
	Jan Kempdorp	Yes	None	WSA officials unreachable	0	None	No Progress	NI
	Pampierstad	Yes	None	WSA officials unreachable	0	None	No Progress	NI

Watch Area 2: IMPLEMENTATION - Securing of water services grants, funding, and appropriate resources to implement the CAP

None

Watch Area 3: INTERVENTION – Status and types of interventions by DWS

WSI Name	WWTW Name	Regulator's Compliance Monitoring and Enforcement Status	Action to follow and other comment
Phokwane LM	Hartswater	Case Reported and Registered on ECMS. Complaint investigated on 25 November 2021; Issued NWA Directive	Referral to Enforcement for investigation and enforcement actions
	Jan Kempdorp	Case Reported and Registered on ECMS. Complaint investigated on 23 May 2016; Issued NWA Notice (Pre-directive); Issued NWA Directive	
	Pampierstad	Case Reported and Registered on ECMS. Complaint investigated on 18 October 2016	

11.17 Renosterberg Local Municipality

The municipality was identified to have the following wastewater treatment systems in critical state and was advised by the Regulator to issue a Corrective Action Plans (CAPs) and ringfenced grant allocation to the identified systems. The following results were found following analysis of the CAPs and funds as submitted by the WSA during the period 1 April 2022 to 31 March 2023.

BASELINE:

WSI Name	WSI 2021 GD Score	WSI TSA Score	Total VROOM Cost	WWTW Names (<31% score)	WTTW 2021 GD Score
Renosterberg LM	0%	10%	R120,000	Petrusville	0.0%
				Vanderkloof	0.0%
				Philipstown	0.0%

Watch Area 1: PLANNING - Corrective Action Plan to improve on the Green Drop Scores

WSI Name	WWTW Name	Compliance Letters Issued	WSA Requested Support to develop the CAP	DWS Schedule Engagement with WSIs	# CAPs recd by DWS	Date of CAPs receipt by DWS	CAP Implementation Status: Progress @ 31 March 2022	Quality of CAP
Renosterberg LM	Petrusville	Yes	None	WSA officials unreachable	0	None	No Progress	NI
	Vanderkloof	Yes	None	WSA officials unreachable	0	None	No Progress	NI
	Philipstown	Yes	None	WSA officials unreachable	0	None	No Progress	NI

Watch Area 2: IMPLEMENTATION - Securing of water services grants, funding, and appropriate resources to implement the CAP

None

Watch Area 3: INTERVENTION – Status and types of interventions by DWS

WSI Name	WWTW Name	Regulator's Compliance Monitoring and Enforcement Status	Action to follow and other comment
Renosterberg LM	Petrusville	Case Reported and Registered on ECMS. Complaint investigated on 21 May 2019; Issued NWA Notice (Pre-directive)	Referral to Enforcement for investigation and enforcement actions
	Vanderkloof	Case Reported and Registered on ECMS. Complaint investigated on 13 September 2018; Issued NWA Notice (Pre-directive)	
	Philipstown	No non-compliance case reported	None

11.18 Richtersveld Local Municipality

The municipality was identified to have the following wastewater treatment system in critical state and was advised by the Regulator to issue a Corrective Action Plan (CAP) and ringfenced grant allocation to the identified system. The following results were found following analysis of the CAP and funds as submitted by the WSA during the period 1 April 2022 to 31 March 2023.

BASELINE:

WSI Name	WSI 2021 GD Score	WSI TSA Score	Total VROOM Cost	WWTW Names (<31% score)	WTTW 2021 GD Score
Richtersveld LM	2%	29%	R628,320	Port Nolloth	2.2%

Watch Area 1: PLANNING - Corrective Action Plan to improve on the Green Drop Scores

WSI Name	WWTW Name	Compliance Letters Issued	WSA Requested Support to develop the CAP	DWS Schedule Engagement with WSIs	# CAPs recd by DWS	Date of CAPs receipt by DWS	CAP Implementation Status: Progress @ 31 March 2022	Quality of CAP
Richtersveld LM	Port Nolloth	Yes	None	WSA officials unreachable	0	None	No Progress	NI

Watch Area 2: IMPLEMENTATION - Securing of water services grants, funding, and appropriate resources to implement the CAP

None

Watch Area 3: INTERVENTION – Status and types of interventions by DWS

WSI Name	WWTW Name	Regulator's Compliance Monitoring and Enforcement Status	Action to follow and other comment
Richtersveld LM	Port Nolloth	Case Reported and Registered on ECMS. Complaint investigated on 12 July 2022 Issued NWA Notice (Pre-directive)	Enforcement to conduct follow-up inspection to determine status quo on-site and institute further enforcement actions should there be a need

11.19 Siyancuma Local Municipality

The municipality was identified to have the following wastewater treatment systems in critical state and was advised by the Regulator to issue a Corrective Action Plans (CAPs) and ringfenced grant allocation to the identified systems. The following results were found following analysis of the CAPs and funds as submitted by the WSA during the period 1 April 2022 to 31 March 2023.

BASELINE:

WSI Name	WSI 2021 GD Score	WSI TSA Score	Total VROOM Cost	WWTW Names (<31% score)	WTTW 2021 GD Score
Siyancuma LM	26%	60%	R3,564,000	Griekwastad	22.0%
				Schmidtsdrift	12.6%

Watch Area 1: PLANNING - Corrective Action Plan to improve on the Green Drop Scores

WSI Name	WWTW Name	Compliance Letters Issued	WSA Requested Support to develop the CAP	DWS Schedule Engagement with WSIs	# CAPs recd by DWS	Date of CAPs receipt by DWS	CAP Implementation Status: Progress @ 31 March 2022	Quality of CAP
Siyancuma LM	Griekwastad	Yes	None	WSA officials unreachable	0	None	No Progress	NI
	Schmidtsdrift	Yes	None	WSA officials unreachable	0	None	No Progress	NI

Watch Area 2: IMPLEMENTATION - Securing of water services grants, funding, and appropriate resources to implement the CAP

None

Watch Area 3: INTERVENTION – Status and types of interventions by DWS

WSI Name	WWTW Name	Regulator's Compliance Monitoring and Enforcement Status	Action to follow and other comment
Siyancuma LM	Griekwastad	Case Reported and Registered on ECMS. Complaint investigated on 15 February 2017	Referral to Enforcement for investigation and enforcement actions
	Schmidtsdrift	No non-compliance case reported	

11.20 Sol Plaatje Local Municipality

The municipality was identified to have the following wastewater treatment system in critical state and was advised by the Regulator to issue a Corrective Action Plan (CAP) and ringfenced grant allocation to the identified system. The following results were found following analysis of the CAP and funds as submitted by the WSA during the period 1 April 2022 to 31 March 2023.

BASELINE:

WSI Name	WSI 2021 GD Score	WSI TSA Score	Total VROOM Cost	WWTW Names (<31% score)	WTTW 2021 GD Score
Sol Plaatje LM	36%	53%	R31,270,000	Richie-Rietvale	28.5%

Watch Area 1: PLANNING - Corrective Action Plan to improve on the Green Drop Scores

WSI Name	WWTW Name	Compliance Letters Issued	WSA Requested Support to develop the CAP	DWS Schedule Engagement with WSIs	# CAPs recd by DWS	Date of CAPs receipt by DWS	CAP Implementation Status: Progress @ 31 March 2022	Quality of CAP
Sol Plaatje LM	Richie-Rietvale	Yes	Requested technical support	Numerous meetings held in Jun 22, Aug 22, Sep 22, Dec 22 and 13 Jan 23 to discuss plan of action for addressing not only non-compliances from Ritchie but from other WWTW as well. Acting DDG Manus and HO WSR were part of the engagements that took place in Jun 22	1	Yes, no date	No Progress	Not yet assessed

Watch Area 2: IMPLEMENTATION - Securing of water services grants, funding, and appropriate resources to implement the CAP

WSI Name	WWTW Name	CAP Implementation Monitoring	KPA Areas Targeted via CAP	Resources Secured/ Mobilised for CAP implementation, i.e. Turnaround of <31% GD % TSA
Sol Plaatje LM	Richie-Rietvale	The WSA has been allocation funding by the BFI and are in the process of tendering for refurbishments at the works	NI	NI

Watch Area 3: INTERVENTION – Status and types of interventions by DWS

WSI Name	WWTW Name	Regulator's Compliance Monitoring and Enforcement Status	Action to follow and other comment
Sol Plaatje LM	Richie-Rietvale	No non-compliance case reported	Continuous engagement with the WSA and monitor implementation of planned projects to ensure that all non-compliances are addressed. Enforcement actions against the WSA have been initiated, such should proceed to ensure protection of water resources and the environment

11.21 Tsantsabane Local Municipality

The municipality was identified to have the following wastewater treatment system in critical state and was advised by the Regulator to issue a Corrective Action Plan (CAP) and ringfenced grant allocation to the identified system. The following results were found following analysis of the CAP and funds as submitted by the WSA during the period 1 April 2022 to 31 March 2023.

BASELINE:

WSI Name	WSI 2021 GD Score	WSI TSA Score	Total VROOM Cost	WWTW Names (<31% score)	WWTW 2021 GD Score
Tsantsabane LM	38%	78%	R4,118,000	Jen haven	28.4%

Watch Area 1: PLANNING - Corrective Action Plan to improve on the Green Drop Scores

WSI Name	WWTW Name	Compliance Letters Issued	WSA Requested Support develop the CAP	DWS Schedule Engagement with WSIs	# CAPs recd by DWS	Date of CAPs receipt by DWS	CAP Implementation Status: Progress @ 31 March 2022	Quality of CAP
Tsantsabane LM	Jen haven	Yes	Requested financial support	None	1	Yes, 25/10/23	Planned	Not yet assessed

Watch Area 2: IMPLEMENTATION - Securing of water services grants, funding, and appropriate resources to implement the CAP

WSI Name	WWTW Name	CAP Implementation Monitoring	KPA Areas Targeted via CAP	Resources Secured/ Mobilised for CAP implementation, i.e. Turnaround of <31% GD % TSA
Tsantsabane LM	Jen haven	The majority of the action items in the Action Plan have not yet been implemented as the WSA requires funding to implement such	NI	NI

Watch Area 3: INTERVENTION – Status and types of interventions by DWS

WSI Name	WWTW Name	Regulator's Compliance Monitoring and Enforcement Status	Action to follow and other comment
Tsantsabane LM	Jen haven	No non-compliance case reported	Continuous engagement with the WSA and monitor implementation of planned projects to ensure that all non-compliances are addressed. Continues monitoring of the works through technical inspections to determine status quo of the works. Referral to Enforcement should there be pollution of the water resource

11.22 Ubuntu Local Municipality

The municipality was identified to have the following wastewater treatment systems in critical state and was advised by the Regulator to issue a Corrective Action Plans (CAPs) and ringfenced grant allocation to the identified systems. The following results were found following analysis of the CAPs and funds as submitted by the WSA during the period 1 April 2022 to 31 March 2023.

BASELINE:

WSI Name	WSI 2021 GD Score	WSI TSA Score	Total VROOM Cost	WWTW Names (<31% score)	WWTW 2021 GD Score
Ubuntu LM	23%	10%	R740,000	Loxton	24.4%
				Richmond	24.4%
				Victoria West	20.6%

Watch Area 1: PLANNING - Corrective Action Plan to improve on the Green Drop Scores

WSI Name	WWTW Name	Compliance Letters Issued	WSA Requested Support n to develop the CAP	DWS Schedule Engagement with WSIs	# CAPs recd by DWS	Date of CAPs receipt by DWS	CAP Implementation Status: Progress @ 31 March 2022	Quality of CAP
Ubuntu LM	Loxton	Yes	None	Non	1	None	<50% Implemented	Not yet assessed
	Richmond	Yes	None	WSA officials unreachable	1	None	<50% Implemented	Not yet assessed
	Victoria West	Yes	None	WSA officials unreachable	1	None	<50% Implemented	Not yet assessed

Watch Area 2: IMPLEMENTATION - Securing of water services grants, funding, and appropriate resources to implement the CAP

None

Watch Area 3: INTERVENTION – Status and types of interventions by DWS

WSI Name	WWTW Name	Regulator's Compliance Monitoring and Enforcement Status	Action to follow and other comment
Ubuntu LM	Loxton	No non-compliance case reported	Referral to Enforcement for investigation and enforcement actions
	Richmond	No non-compliance case reported	
	Victoria West	Case Reported and Registered on ECMS. Complaint investigated on 04 August 2022; Issued NWA Notice (Pre-directive)	Enforcement to conduct follow-up inspection to determine status quo on-site and institute further enforcement actions should there be a need

11.23 Umsobomvu Local Municipality

The municipality was identified to have the following wastewater treatment systems in critical state and was advised by the Regulator to issue a Corrective Action Plans (CAPs) and ringfenced grant allocation to the identified systems. The following results were found following analysis of the CAPs and funds as submitted by the WSA during the period 1 April 2022 to 31 March 2023.

BASELINE:

WSI Name	WSI 2021 GD Score	WSI TSA Score	Total VROOM Cost	WWTW Names (<31% score)	WTWW 2021 GD Score
Umsobomvu LM	18%	48%	R1,305,600	Colesburg	18.2%
				Norvalspont	17.2%
				Noupoort	17.2%

Watch Area 1: PLANNING - Corrective Action Plan to improve on the Green Drop Scores

WSI Name	WWTW Name	Compliance Letters Issued	WSA Requested Support to develop the CAP	DWS Schedule Engagement with WSIs	# CAPs recd by DWS	Date of CAPs receipt by DWS	CAP Implementation Status: Progress @ 31 March 2022	Quality of CAP
Umsobomvu LM	Colesburg	Yes	None	WSA officials unreachable	0	None	No Progress	NI
	Norvalspont	Yes	None	WSA officials unreachable	0	None	No Progress	NI
	Noupoort	Yes	None	WSA officials unreachable	0	None	No Progress	NI

Watch Area 2: IMPLEMENTATION - Securing of water services grants, funding, and appropriate resources to implement the CAP

None

Watch Area 3: INTERVENTION – Status and types of interventions by DWS

WSI Name	WWTW Name	Regulator's Compliance Monitoring and Enforcement Status	Action to follow and other comment
Umsobomvu LM	Colesburg	None	Referral to Enforcement for investigation and enforcement actions
	Norvalspont	Case Reported and Registered on ECMS. Complaint investigated on 02 August 2022	Enforcement to conduct follow-up inspection to determine status quo on-site and institute further enforcement actions should there be a need
	Noupoort	Case Reported and Registered on ECMS. Complaint investigated on 02 August 2022 Issued NWA Notice (Pre-directive)	

12. WESTERN CAPE: MUNICIPAL WASTEWATER CORRECTIVE ACTION PLAN STATUS

Overview of critical wastewater systems

The GD report and the Western Cape provincial chapter identified 18 systems to be in a critical state, compared to 9 in 2013. The majority of these systems are managed by Matzikama, Kannaland, Swellendam and Prince Albert. The provincial Risk Ratio for treatment plants remained constant from 52.7% in 2013 to 53.1% in 2021 (0.4% movement), which suggests limited risk movement since 2013. The most prominent risks were observed on the effluent and sludge non-compliance. Opportunities are presented in terms of reducing cost through process optimisation, improved energy efficiency, and beneficial use of sludge, nutrients, biogas, and other energy resources.

Table 63 - Western Cape 2021 Green Drop Summary

WSA Name	2013 GD Score (%)	2021 GD Score (%)	2021 Critical State (<31%)
Beaufort West LM	80%	59%↓	Murraysburg
Hessequa LM	48%	35%↓	Garcia
Matzikama LM	58%	33%↓	Vredendal North, Strandfontein, Van Rhynsdorp, Rietpoort, Nuwerus
Swellendam LM	71%	30%↓	Buffelsjagsrivier, Barrydale, Klipperivier
Langeberg LM	52%	27%↓	Robertson
Prince Albert LM	66%	14%↓	Prince Albert, Klaarstroom, Leeugamka
Kannaland LM	50%	8%↓	Ladismith, Calitzdorp, Van Wyksdorp, Zoar
Totals	-	-	18

Provincial Green Drop Analysis

The 100% response from the 25 municipalities audited during the 2021 Green Drop process demonstrated a firm commitment to wastewater services in the province. The analysis for the period 2009, 2011, 2013 and 2021, indicates that many of the system scores were in the 50-80% (Average Performance) space, with the 80-90% (Good Performance) being the next largest category. The most concerning finding was that 18 systems were in critical state (<31%) compared to 9 systems in this space in 2013.

Regulatory Enforcement

Wastewater systems which failed to achieve the minimum Green Drop target of 31%, were placed under regulatory focus. The Regulator required these municipalities to submit a detailed corrective action plan within 60 days of publishing of the Green Drop 2022 report. Seven (7) municipalities and eighteen (18) wastewater systems that received Green Drop scores below 31%, were placed under **regulatory surveillance**, in accordance with the Water Services Act (108 Of 1997). In addition, these municipalities were advised to ringfence water services grant allocation to rectify/restore wastewater collection and treatment shortcomings identified.

Table 64 - WWTWs with <31% Green Drop scores

WSA Name	2021 Municipal GD Score	WWTWs with <31% score
Beaufort West LM	59%	Murraysburg
Hessequa LM	35%	Garcia
Matzikama LM	33%	Vredendal North, Strandfontein, Van Rhynsdorp, Rietpoort, Nuwerus
Swellendam LM	30%	Buffelsjagsrivier, Barrydale, Klipperivier
Langeberg LM	27%	Robertson
Prince Albert LM	14%	Prince Albert, Klaarstroom, Leeugamka
Kannaland LM	8%	Ladismith, Calitzdorp, Van Wyksdorp, Zoar

The following municipalities and their associated wastewater treatment plants were found to be in high CRR risk positions, which means that some or all the risk indicators were in a precarious state, i.e. operational flow, technical capacity, and effluent quality. WWTWs in high risk and critical risk positions pose a serious risk to public health and the environment. The following municipalities were required to assess their risk contributors and develop corrective measures to mitigate these risks.

Table 65 - %CRR/CRR_{max} scores and WWTWs in critical and high-risk space

WSA Name	2021 Average CRR/CRR _{max} % deviation	WWTWs in critical and high-risk space	
		Critical Risk (90-100%CRR)	High Risk (70-<90%CRR)
Swartland LM	49.7%		Chartsworth, Morreesburg, Koringberg

WSA Name	2021 Average CRR/CRRmax % deviation	WWTWs in critical and high-risk space	
		Critical Risk (90-100%CRR)	High Risk (70-<90%CRR)
City of Cape Town Metro	50.2%		Grootspringfontein
Langeburg LM	54.1%		Robertson
Hessequa LM	56.5%		Gouritzmond, Heidelberg, Riversdale, Stilbaai
Oudtshoorn LM	59.5%		Dysseldorp, Oudtshoorn
Cape Agulhas LM	61.8%		Bredasdorp, Waenhuiskrans
Prince Albert LM	68.6%		Klaarstroom, Prince Albert
Cederberg LM	68.9%		Clanwilliam, Algeria, Graafwater
Matzikama LM	75.6%	Nuwerus, Rietpoort, Strandfontein	Bitterfontein, Koekenaap, Luttzville Wes, Luttzville, Vredendal North, Vredendal South
Kannaland LM	79.4%		Calitzdorp, Ladismith, Zoar

Regulator Enforcement Results as at 31 March 2023

Analyses of the Corrective Action Plans that were submitted by municipalities and its identified WWTWs in critical state, are summarised against the 3 Watch Areas.

BASELINE:

- ◆ Details of municipality and wastewater systems in critical state in 2022
- ◆ Municipal and System Green Drop score
- ◆ TSA score
- ◆ VROOM amount reported for the municipality to restore functionality.

Table 66 - 2021 Green Drop Baseline Summary

No.	WSI Name	WSI 2021 GD Score	WSI TSA Score	Total VROOM Cost	WWTW Names (<31% score)	WTTWW 2021 GD Score
1	Beaufort West LM	59%	64%	R10,060,750	Murraysburg	15.6%
2	Hessequa LM	35%	68%	R1,363,000	Garcia	30.6%
3	Matzikama LM	33%	31%	R21,214,560	Vredendal North	30.4%
					Strandfontein	24.4%
					Van Rhynsdorp	26.6%
					Rietpoort	13.6%
4	Swellendam LM	30%	54%	R3,917,000	Nuwerus	13.6%
					Buffelsjagsrivier	29.6%
					Barrydale	22.7%
5	Langeberg LM	27%	38%	R35,072,000	Klipperivier	30.5%
					Robertson	12.1%
6	Prince Albert LM	14%	52%	R211,000	Prince Albert	13.0%
					Klaarstroom	14.5%
					Leeugamka	20.1%
7	Kannaland LM	8%	49%	R9,683,200	Ladismith	14.9%
					Calitzdorp	8.4%
					Van Wyksdorp	3.3%
					Zoar	0.9%
				R81,521,510	18	

Seven WSIs and 18 WWTWs received Green Drop scores below 31% and were placed under regulatory surveillance in accordance with the Water Services Act (108 Of 1997). The WSIs were required by the Regulator to submit a detailed corrective action plan within 60 days from the publishing of the Green Drop 2022 Report.

Watch Area 1: PLANNING - Corrective Action Plan to improve on the Green Drop Scores

- ◆ Compliance letter issued
- ◆ Acknowledgement of receipt by WSI
- ◆ WSI requested support or extension wrt development of CAP
- ◆ DWS schedule engagement with non-responsive WSIs
- ◆ CAP implementation status
- ◆ Quality of CAPs.

Table 67 - Summary of the Corrective Action Planning during 1 April 2022 to 31 March 2023

#	WSI Name	WWTW Name	WSA Requested Support to develop the CAP	DWS Schedule Engagement WSIs	# CAPs recd by DWS	Date of CAPs receipt by DWS	CAP Implementation Status: Progress @ 31 March 2022	Quality of CAP
1	Beaufort West LM	Murraysburg	No	No	1	Yes, 23/08/22	<50% Implemented	Good
2	Hessequa LM	Garcia	No	No	1	Yes, 16/05/22	>50% Implemented	Moderate
3	Matzikama LM	Vredendal North	No	No	1	Yes, 15/08/22	<50% Implemented	Good
		Strandfontein	No	No	1		<50% Implemented	Good
		Van Rhynsdorp	No	No	1		<50% Implemented	Good
		Rietpoort	No	No	1		<50% Implemented	Good
		Nuwerus	No	No	1		<50% Implemented	Good
4	Swellendam LM	Buffelsjagsrivier	No	No	1	Yes, 16/08/22	>50% Implemented	Good
		Barrydale	No	No	1		<50% Implemented	Good
		Klipperivier	No	No	1		>50% Implemented	Good
5	Langeberg LM	Robertson	No	No	1	Yes, 10/05/22	Planned	Very Poor
6	Prince Albert LM	Prince Albert	No	No	1	Yes, 15/08/22	<50% Implemented	Poor
		Klaarstroom	No	No	1		<50% Implemented	Poor
		Leeugamka	No	No	1		<50% Implemented	Poor
		Ladismith	No	No	1		Planned	Moderate
7	Kannaland LM	Calitzdorp	No	No	1	Yes, 17/08/22	No Progress	Moderate
		Van Wyksdorp	No	No	1		No Progress	Moderate
		Zoar	No	No	1		Planned	Moderate
		18	0		18			

Of the 18 critical state systems, 18 compliance letters were issued to the WSIs and none of the WSIs requested support. Eighteen CAPs were received by DWS giving an 100% (18 of 18) response to the Regulatory response. 13 of the CAPs are being implemented so far with 3 planned and no progress for the other WSIs. The quality of the CAPs received by the DWS vary from good to very poor, with most of the CAPs considered as good to moderate in quality (50% and 28% respectively).

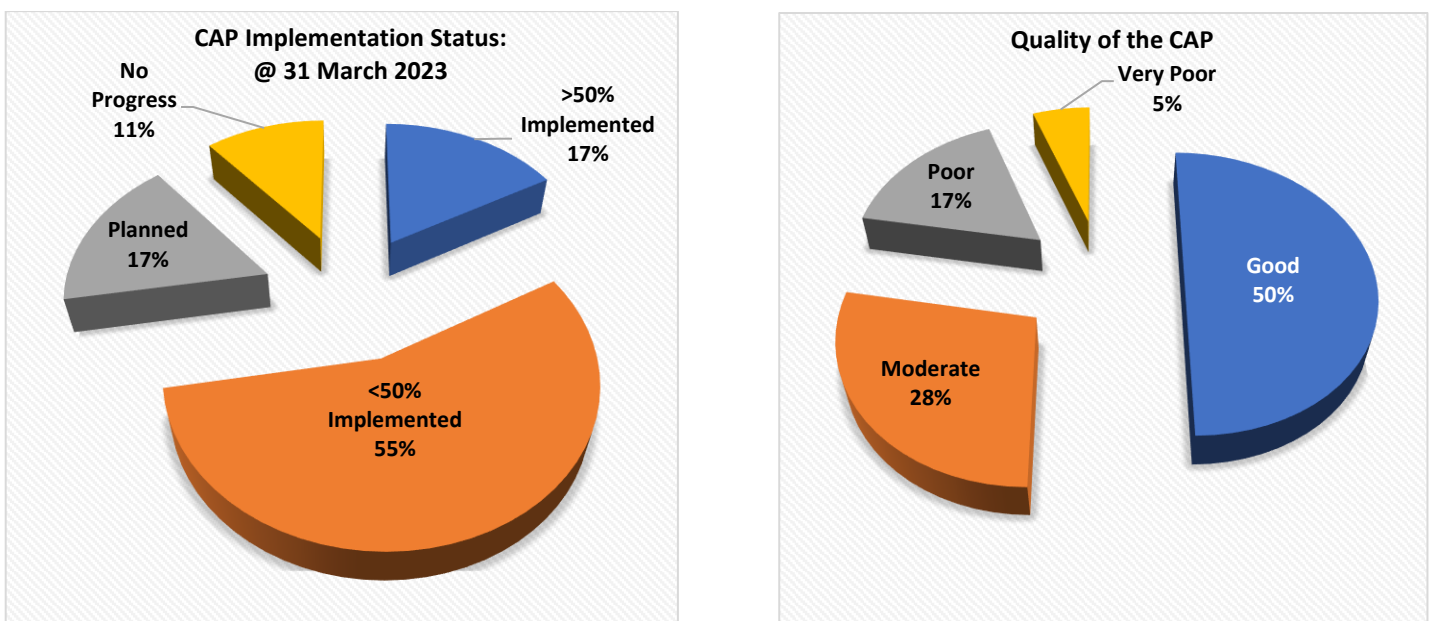


Figure 23 - WC Summary of the CAP Implementation Status, and Quality of CAPs Received

Watch Area 2: IMPLEMENTATION - Securing of water services grants, funding, and appropriate resources to implement the CAP

- CAP implementation monitoring
- KPA areas targeted through CAP (KPA 1, 2, 3, 4, 5)
- Resources secured to implement CAP (funds, expertise, staff, none).

Table 68 - Summary of the Targeted KPAs and Resources to implement CAPs and effect turnaround

#	WSI Name	WWTW Name	CAP Implementation Monitoring	KPA Areas Targeted via CAP	Resources Secured/ Mobilised for CAP implementation, i.e. Turnaround of <31% GD % TSA
1	Beaufort West LM	Murraysburg	Yes	KPA A: Capacity Management (15%) KPA B: Environmental Management (15%) KPA D: Technical Management (20%)	Additional competent persons appointed internally Municipal budget allocated
2	Hessequa LM	Garcia	Yes	KPA A: Capacity Management (15%) KPA B: Environmental Management (15%)	Additional competent external resources contracted

#	WSI Name	WWTW Name	CAP Implementation Monitoring	KPA Areas Targeted via CAP	Resources Secured/ Mobilised for CAP implementation, i.e. Turnaround of <31% GD % TSA
				KPA C: Financial Management (20%) KPA D: Technical Management (20%) KPA E: Effluent & Sludge Compliance (30%)	Municipal budget allocated
3	Matzikama LM	Vredendal North	Yes	KPA A: Capacity Management (15%) KPA D: Technical Management (20%)	Municipal (internal) budget allocated to CAP Additional competent external resources contracted
		Strandfontein	Yes	KPA A: Capacity Management (15%) KPA D: Technical Management (20%)	Municipal (internal) budget allocated to CAP Additional competent external resources contracted
		Van Rhynsdorp	Yes	KPA A: Capacity Management (15%)	Municipal (internal) budget allocated to CAP Additional competent external resources contracted
		Rietpoort	Yes	KPA D: Technical Management (20%)	Municipal (internal) budget allocated to CAP Additional competent external resources contracted
		Nuwerus	Yes	KPA A: Capacity Management (15%) KPA D: Technical Management (20%)	Municipal (internal) budget allocated to CAP Additional competent external resources contracted
4	Swellendam LM	Buffelsjagsrivier	Yes	KPA A: Capacity Management (15%) KPA D: Technical Management (20%) KPA E: Effluent & Sludge Compliance (30%)	Municipal budget allocated External resources contracted Grant funding rerouted
		Barrydale	Yes	KPA A: Capacity Management (15%) KPA D: Technical Management (20%) KPA E: Effluent & Sludge Compliance (30%)	Municipal budget allocated External resources contracted
		Klipperivier	Yes	KPA A: Capacity Management (15%) KPA D: Technical Management (20%) KPA E: Effluent & Sludge Compliance (30%)	Municipal budget allocated External resources contracted Grant funding rerouted Internal competent persons appointed
5	Langeberg LM	Robertson	Yes	KPA A: Capacity Management (15%) KPA B: Environmental Management (15%) KPA C: Financial Management (20%) KPA D: Technical Management (20%) KPA E: Effluent & Sludge Compliance (30%)	Municipal budget allocated External resources contracted Grant funding rerouted
6	Prince Albert LM	Prince Albert	Yes	KPA A: Capacity Management (15%) KPA B: Environmental Management (15%) KPA C: Financial Management (20%) KPA D: Technical Management (20%) KPA E: Effluent & Sludge Compliance (30%)	Additional competent persons appointed internally Grant funding rerouted for CAP implementation
		Klaarstroom	Yes	KPA A: Capacity Management (15%) KPA B: Environmental Management (15%) KPA C: Financial Management (20%) KPA D: Technical Management (20%) KPA E: Effluent & Sludge Compliance (30%)	Additional competent persons appointed internally Grant funding rerouted for CAP implementation
		Leeugamka	Yes	KPA A: Capacity Management (15%) KPA B: Environmental Management (15%) KPA C: Financial Management (20%) KPA D: Technical Management (20%) KPA E: Effluent & Sludge Compliance (30%)	Additional competent persons appointed internally Grant funding rerouted for CAP implementation
7	Kannaland LM	Ladismith	Yes	KPA A: Capacity Management (15%) KPA B: Environmental Management (15%) KPA C: Financial Management (20%) KPA D: Technical Management (20%) KPA E: Effluent & Sludge Compliance (30%)	Grant funding rerouted for CAP implementation
		Calitzdorp	Yes	KPA A: Capacity Management (15%) KPA B: Environmental Management (15%) KPA C: Financial Management (20%) KPA D: Technical Management (20%) KPA E: Effluent & Sludge Compliance (30%)	Other
		Van Wyksdorp	Yes	KPA A: Capacity Management (15%) KPA B: Environmental Management (15%) KPA C: Financial Management (20%) KPA D: Technical Management (20%) KPA E: Effluent & Sludge Compliance (30%)	No additional resources to fund CAP implementation
		Zoar	Yes	KPA A: Capacity Management (15%) KPA B: Environmental Management (15%) KPA C: Financial Management (20%) KPA D: Technical Management (20%) KPA E: Effluent & Sludge Compliance (30%)	Grant funding rerouted for CAP implementation

Implementation of the CAPs are monitored by the DWS Regional Office, who monitors and reports as follows:

- 18 of 18 systems offered CAPs which are addressing one or more of the (5) Green Drop KPAs

- 18 of the 18 systems rerouted funding, allocated municipal budgets, acquired internal and external specialist resources to implement the CAP.

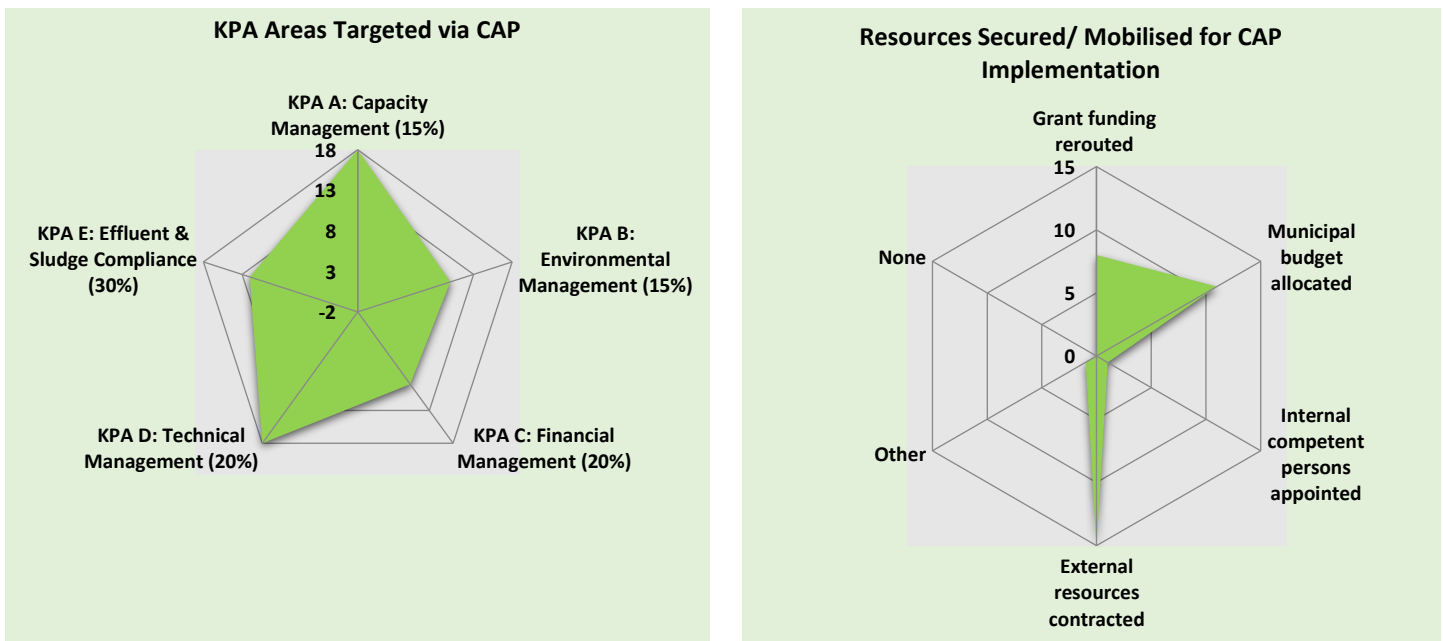


Figure 24 - Summary of KPA Areas Targeted via CAP and Resources Secured/ Mobilised for CAP Implementation

Watch Area 3: INTERVENTION – Status and types of interventions by DWS

- Regulator’s compliance and enforcement monitoring status
- Type of legal interventions taken
- Regional Heads regulatory comment.

Table 69 - Summary of the Regulatory Interventions

#	WSI Name	WWTW Name	Regulator’s Compliance Monitoring and Enforcement Status	Action to follow and other comment	Regulatory Comment by the REGIONAL HEAD
1	Beaufort West LM	Murraysburg	No non-compliance cases reported Action Plan Received	Section 154 Task Team comprising of MISA, SALGA, DWS & DLG Task Team to monitor interventions and implementation. The Task team sit on a quarterly basis. Water Care Forum for information sharing and Process Controller’s day to recognise process controller’s. Both held on Annual Basis in partnership with WISA Feedback letter for inspection undertaken 25/05/2022 was sent to the Municipality and the pump station float sensor was fixed.	Implementation of action plan will be prioritised in the 23/24 financial year. The tender is already out for development of W2RAP. Feedback letter for inspection undertaken 25/05/2022 was sent to the Municipality and the pump station float sensor was fixed.
2	Hessequa LM	Garcia	Action Plan Received	Two officials deployed by MISA. Inspection undertaken on the 26/05/2022 reflect no concerns on operational and management and feedback letter was forwarded to the Municipality. Inspection planned for the Month of May 2023.	Improvements on data uploading , attributed to the two officials seconded by MISA and the IRIS Training undertaken in August 2022.
3	Matzikama LM	Vredendal North	1x case reported and investigated 25 Nov 14 Action Plan Received	Amended action plan submitted in October 2022, data on IRIS reflect improvement& service provide appointed to compile a W2RAP	Improvement relating to data availability was noted during the GDPAT assessments can also be attributed to the IRIS training undertaken in August 2022. Plans to develop a W2RAP are in progress
		Strandfontein	No non-compliance cases reported Action Plan Received		
		Van Rhynsdorp			
		Rietpoort Nuwerus			
4	Swellendam LM	Buffelsjagsrivier	No non-compliance cases reported Issued NWA Notice (Pre-directive) Action Plan Received	The anaerobic sludge ponds were mechanically cleaned as recommended on inspection dated February 2022	Operations and maintenance has improved, and no concerns noted during the inspection undertaken on February 2023
		Barrydale	No non-compliance cases reported Issued NWA Directive Action Plan Received	No progress, the action plan lacked details relating to this plant due to lack of funding	No funding commitments yet from DLG (MIG)

#	WSI Name	WWTW Name	Regulator's Compliance Monitoring and Enforcement Status	Action to follow and other comment	Regulatory Comment by the REGIONAL HEAD
		Klipperivier	No non-compliance cases reported Issued NWA Directive Action Plan Received	Inspections undertaken on February 2022 noted a number of activities implemented, cable installations, all three pump stations fixed, operational logbooks & O& M Manuals are in place, degritter and drum screen repaired etc. IRIS training in August 2022 and data availability on IRIS noted.	WWTW inspected in February 2023. Record-keeping up to date. Generators available for critical equipment during periods of loadshedding. It is important to note that the final effluent limit set in the WUL for faecal coliforms is zero, thus presenting a challenge to the final effluent to comply. Plant Manager appointed.
5	Langeberg LM	Robertson	Case Reported and Registered on ECMS. Complaint investigated on 23 May 2022 Notice dated 27/05/2022 Issued non-compliance letter (S9(4) or 10(4)) Action Plan Received	Response to the non-compliance letter not addressing the issues raised. A Joint inspection to be scheduled on the first quarter, jointly with BGCMA with the intention to take a stronger Enforcement Action.	R18 400 000, has been approved by DLG through MIG: R6 000 000 towards refurbishment with the construction planned to commence in September 2022 and be finished in July 2023. The rest to be channelled towards the upgrades, planned for 2023/24 and 2024/25 financial years. Follow up Inspections scheduled for the Month of May 2023
6	Prince Albert LM	Prince Albert	1x case reported and investigated on 29 June 2022 i.e. the complaint relates to drinking water quality Action Plan Received	Green drop Technical advisory engagement, 14 March 2023. This is part of Section 154 Task Team initiative undertaken by the DWS and SALGA to get both political and administrative commitment. Progress and update meeting on Action Plan, scheduled for the 18/04/2023	Technical staff beefed up, appointment of Class V Plant Superintendent in August 2022, Commitment from the Mayoral Committee during the Green drop Technical Advisory Engagement undertaken by SALGA and DWS to revisit the Action Plan, Establish multidisciplinary team to ensure financial and HR aspects get attention.
		Klaarstroom	No non-compliance cases reported Action Plan Received		
		Leeugamka	No non-compliance cases reported Action Plan Received		
7	Kannaland LM	Ladismith	No non-compliance cases reported Issued NWA Notice (Pre-directive) Action Plan Received	The Engineering Technician that was deployed by the DLG in April 2022 as part of Section 154 Task Team initiatives has since been recalled. Inspection and meeting undertaken shows that no actions have been taken, it's still the planning phase. Procurement process is underway for the refurbishment during 22/23 financial year, funded by the DLG (MIG) for Zoar WWTW. WSIG funding approved for upgrading of the Ladismith WWTW in 23/24 financial year. No data uploading despite the IRIS training undertaken in August 2022.	Business case to be developed to ensure that the WSIG funding is effectively utilised
		Calitzdorp	No non-compliance cases reported Issued NWA Notice (Pre-directive) Action Plan Received		No progress and no funding commitments or O& M plans in place
		Van Wyksdorp	No non-compliance cases reported Issued NWA Notice (Pre-directive) Action Plan Received		
		Zoar	No non-compliance cases reported Criminal charges laid (CAS 207/02/2023) Action Plan Received		The state of the Zoar WWTW has deteriorated. The work will commence in April 2023 to be concluded in July 2023 as per the tender documents. However an interim intervention is needed to stop the sewage flow into the River. The Region made a request to the Infrastructure Branch to provide submissive or vacuum tankers to convey the flow into the ponds. Also the Cuba Engineer to be deployed.

From the table above, it can be observed that stringent regulatory action is taken by the DWS Regional Office, in summary:

- 8 out of 18 systems have received regulatory and enforcement actions, ranging from cases reported, non-compliance letters, notices and directives issued, and criminal charges laid
- All the systems have active monitoring and actions to be followed by the Regional Office
- One key issue that concerned the Regional Head was that the state of the Zoar WWTW had deteriorated, and although work will commence in April 2023, they required an interim intervention to stop the sewage from flowing into the River.

Regulators Compliance Monitoring and Enforcement Status

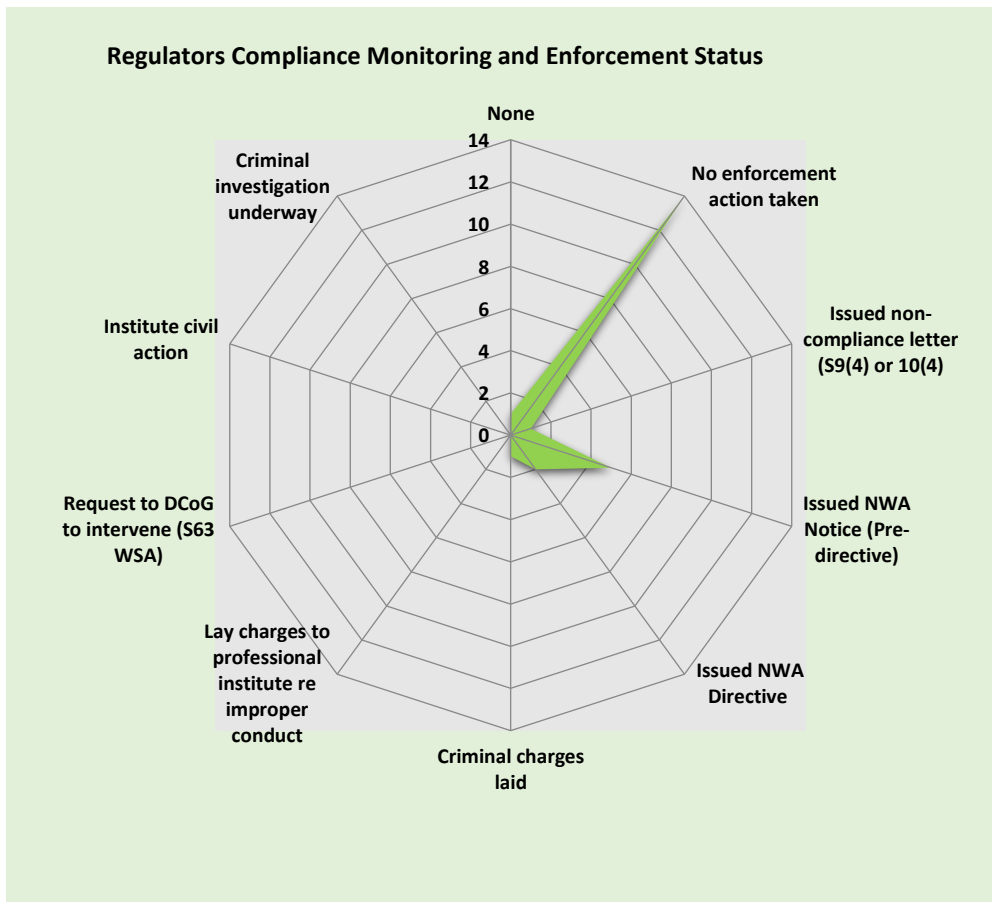


Figure 25 - Summary of Regulators Compliance Monitoring and Enforcement Status

12.1 Beaufort West Local Municipality

The municipality was identified to have the following wastewater treatment system in critical state and was advised by the Regulator to issue a Corrective Action Plan (CAP) and ringfenced grant allocation to the identified system. The following results were found following analysis of the CAP and funds as submitted by the WSA during the period 1 April 2022 to 31 March 2023.

BASELINE:

WSI Name	WSI 2021 GD Score	WSI TSA Score	Total VROOM Cost	WWTW Names (<31% score)	WWTW 2021 GD Score
Beaufort West LM	59%	64%	R10,060,750	Murraysburg	15.6%

Watch Area 1: PLANNING - Corrective Action Plan to improve on the Green Drop Scores

WSI Name	WWTW Name	Compliance Letters Issued	WSA Requested Support to develop the CAP	DWS Schedule Engagement WSIs	# CAPs recd by DWS	Date of CAPs receipt by DWS	CAP Implementation Status: Progress @ 31 March 2022	Quality of CAP
Beaufort West LM	Murraysburg	Yes	No	No	1	Yes, 23/08/22	<50% Implemented	Good

Watch Area 2: IMPLEMENTATION - Securing of water services grants, funding, and appropriate resources to implement the CAP

WSI Name	WWTW Name	CAP Implementation Monitoring	KPA Areas Targeted via CAP	Resources Secured/ Mobilised for CAP implementation, i.e. Turnaround of <31% GD % TSA
Beaufort West LM	Murraysburg	Yes	KPA A: Capacity Management (15%) KPA B: Environmental Management (15%) KPA D: Technical Management (20%)	Additional competent persons appointed internally Municipal budget allocated

Watch Area 3: INTERVENTION – Status and types of interventions by DWS

WSI Name	WWTW Name	Regulator's Compliance Monitoring and Enforcement Status	Action to follow and other comment
Beaufort West LM	Murraysburg	No non-compliance cases reported	Section 154 Task Team comprising of MISA, SALGA, DWS & DLG Task Team to monitor interventions and implementation. The Task team sit on a quarterly basis. Water Care Forum for information sharing and Process Controller's day to recognise process controller's. Both held on Annual Basis in partnership with WISA. Feedback letter for inspection undertaken 25/05/2022 was sent to the Municipality and the pump station float sensor was fixed.

12.2 Hessequa Local Municipality

The municipality was identified to have the following wastewater treatment system in critical state and was advised by the Regulator to issue a Corrective Action Plan (CAP) and ringfenced grant allocation to the identified system. The following results were found following analysis of the CAP and funds as submitted by the WSA during the period 1 April 2022 to 31 March 2023.

BASELINE:

WSI Name	WSI 2021 GD Score	WSI TSA Score	Total VROOM Cost	WWTW Names (<31% score)	WWTW 2021 GD Score
Hessequa LM	35%	68%	R1,363,000	Garcia	30.6%

Watch Area 1: PLANNING - Corrective Action Plan to improve on the Green Drop Scores

WSI Name	WWTW Name	Compliance Letters Issued	WSA Requested Support to develop the CAP	DWS Schedule Engagement WSIs	# CAPs recd by DWS	Date of CAPs receipt by DWS	CAP Implementation Status: Progress @ 31 March 2022	Quality of CAP
Hessequa LM	Garcia	Yes	No	No	1	Yes, 16/05/22	>50% Implemented	Moderate

Watch Area 2: IMPLEMENTATION - Securing of water services grants, funding, and appropriate resources to implement the CAP

WSI Name	WWTW Name	CAP Implementation Monitoring	KPA Areas Targeted via CAP	Resources Secured/ Mobilised for CAP implementation, i.e. Turnaround of <31% GD % TSA
Hessequa LM	Garcia	Yes	KPA A: Capacity Management (15%); KPA B: Environmental Management (15%); KPA C: Financial Management (20%); KPA D: Technical Management (20%); KPA E: Effluent & Sludge Compliance (30%)	Additional competent external resources contracted Municipal budget allocated

Watch Area 3: INTERVENTION – Status and types of interventions by DWS

WSI Name	WWTW Name	Regulator's Compliance Monitoring and Enforcement Status	Action to follow and other comment
Hessequa LM	Garcia		Two officials deployed by MISA. Inspection undertaken on the 26/05/2022 reflect no concerns on operational and management and feedback letter was forwarded to the Municipality. Inspection planned for the Month of May 2023.

12.3 Kannaland Local Municipality

The municipality was identified to have the following wastewater treatment systems in critical state and was advised by the Regulator to issue a Corrective Action Plans (CAPs) and ringfenced grant allocation to the identified systems. The following results were found following analysis of the CAPs and funds as submitted by the WSA during the period 1 April 2022 to 31 March 2023.

BASELINE:

WSI Name	WSI 2021 GD Score	WSI TSA Score	Total VROOM Cost	WWTW Names (<31% score)	WWTW 2021 GD Score
Kannaland LM	8%	49%	R9,683,200	Ladismith	14.9%
				Calitzdorp	8.4%
				Van Wyksdorp	3.3%
				Zoar	0.9%

Watch Area 1: PLANNING - Corrective Action Plan to improve on the Green Drop Scores

WSI Name	WWTW Name	Compliance Letters Issued	WSA Requested Support to develop the CAP	DWS Schedule Engagement WSIs	# CAPs recd by DWS	Date of CAPs receipt by DWS	CAP Implementation Status: Progress @ 31 March 2022	Quality of CAP
Kannaland LM	Ladismith	Yes	No	No	1	Yes, 17/08/22	Planned	Moderate
	Calitzdorp	Yes	No	No	1		No Progress	Moderate
	Van Wyksdorp	Yes	No	No	1		No Progress	Moderate
	Zoar	Yes	No	No	1		Planned	Moderate

Watch Area 2: IMPLEMENTATION - Securing of water services grants, funding, and appropriate resources to implement the CAP

WSI Name	WWTW Name	CAP Implementation Monitoring	KPA Areas Targeted via CAP	Resources Secured/ Mobilised for CAP implementation, i.e. Turnaround of <31% GD % TSA
Kannaland LM	Ladismith	Yes	KPA A: Capacity Management (15%); KPA B: Environmental Management (15%); KPA C: Financial Management (20%); KPA D: Technical Management (20%); KPA E: Effluent & Sludge Compliance (30%)	Grant funding rerouted for CAP implementation
	Calitzdorp	Yes	KPA A: Capacity Management (15%); KPA B: Environmental Management (15%); KPA C: Financial Management (20%); KPA D: Technical Management (20%); KPA E: Effluent & Sludge Compliance (30%)	Other
	Van Wyksdorp	Yes	KPA A: Capacity Management (15%); KPA B: Environmental Management (15%); KPA C: Financial Management (20%); KPA D: Technical Management (20%); KPA E: Effluent & Sludge Compliance (30%)	No additional resources to fund CAP implementation
	Zoar	Yes	KPA A: Capacity Management (15%); KPA B: Environmental Management (15%); KPA C: Financial Management (20%); KPA D: Technical Management (20%); KPA E: Effluent & Sludge Compliance (30%)	Grant funding rerouted for CAP implementation

Watch Area 3: INTERVENTION – Status and types of interventions by DWS

WSI Name	WWTW Name	Regulator's Compliance Monitoring and Enforcement Status	Action to follow and other comment
Kannaland LM	Ladismith	No non-compliance cases reported Issued NWA Notice (Pre-directive)	The Engineering Technician that was deployed by the DLG in April 2022 as part of Section 154 Task Team initiatives has since been recalled. Inspection and meeting undertaken shows that no actions have been taken, it's still the planning phase. Procurement process is underway for the refurbishment during 22/23 financial year, funded by the DLG (MIG) for Zoar WWTW. WSIG funding approved for upgrading of the Ladismith WWTW in 23/24 financial year. No data uploading despite the IRIS training undertaken in August 2022.
	Calitzdorp	No non-compliance cases reported Issued NWA Notice (Pre-directive)	
	Van Wyksdorp	No non-compliance cases reported Issued NWA Notice (Pre-directive)	
	Zoar	No non-compliance cases reported Criminal charges laid (CAS 207/02/2023)	

12.4 Langeberg Local Municipality

The municipality was identified to have the following wastewater treatment system in critical state and was advised by the Regulator to issue a Corrective Action Plan (CAP) and ringfenced grant allocation to the identified system. The following results were found following analysis of the CAP and funds as submitted by the WSA during the period 1 April 2022 to 31 March 2023.

BASELINE:

WSI Name	WSI 2021 GD Score	WSI TSA Score	Total VROOM Cost	WWTW Names (<31% score)	WWTW 2021 GD Score
Langeberg LM	27%	38%	R35,072,000	Robertson	12.1%

Watch Area 1: PLANNING - Corrective Action Plan to improve on the Green Drop Scores

WSI Name	WWTW Name	Compliance Letters Issued	WSA Requested Support to develop the CAP	DWS Schedule Engagement WSIs	# CAPs recd by DWS	Date of CAPs receipt by DWS	CAP Implementation Status: Progress @ 31 March 2022	Quality of CAP
Langeberg LM	Robertson	Yes	No	No	1	Yes, 10/05/22	Planned	Very Poor

Watch Area 2: IMPLEMENTATION - Securing of water services grants, funding, and appropriate resources to implement the CAP

WSI Name	WWTW Name	CAP Implementation Monitoring	KPA Areas Targeted via CAP	Resources Secured/ Mobilised for CAP implementation, i.e. Turnaround of <31% GD % TSA
Langeberg LM	Robertson	Yes	KPA A: Capacity Management (15%); KPA B: Environmental Management (15%); KPA C: Financial Management (20%); KPA D: Technical Management (20%); KPA E: Effluent & Sludge Compliance (30%)	Municipal budget allocated External resources contracted Grant funding rerouted

Watch Area 3: INTERVENTION – Status and types of interventions by DWS

WSI Name	WWTW Name	Regulator's Compliance Monitoring and Enforcement Status	Action to follow and other comment
Langeberg LM	Robertson	Case Reported and Registered on ECMS. Complaint investigated on 23 May 2022; Notice dated 27/05/2022 Issued non-compliance letter (S9(4) or 10(4)	Response to the non-compliance letter not addressing the issues raised. A Joint inspection to be scheduled on the first quarter, jointly with BGCMA with the intention to take a stronger Enforcement Action.

12.5 Matzikama Local Municipality

The municipality was identified to have the following wastewater treatment systems in critical state and was advised by the Regulator to issue a Corrective Action Plans (CAPs) and ringfenced grant allocation to the identified systems. The following results were found following analysis of the CAPs and funds as submitted by the WSA during the period 1 April 2022 to 31 March 2023.

BASELINE:

WSI Name	WSI 2021 GD Score	WSI TSA Score	Total VROOM Cost	WWTW Names (<31% score)	WWTW 2021 GD Score
Matzikama LM	33%	31%	R21,214,560	Vredendal North	30.4%
				Strandfontein	24.4%
				Van Rhynsdorp	26.6%
				Rietpoort	13.6%
				Nuwerus	13.6%

Watch Area 1: PLANNING - Corrective Action Plan to improve on the Green Drop Scores

WSI Name	WWTW Name	Compliance Letters Issued	WSA Requested Support to develop the CAP	DWS Schedule Engagement WSIs	# CAPs recd by DWS	Date of CAPs receipt by DWS	CAP Implementation Status: Progress @ 31 March 2022	Quality of CAP
Matzikama LM	Vredendal North	Yes	No	No	1	Yes, 15/08/22	<50% Implemented	Good
	Strandfontein	Yes	No	No	1		<50% Implemented	Good
	Van Rhynsdorp	Yes	No	No	1		<50% Implemented	Good
	Rietpoort	Yes	No	No	1		<50% Implemented	Good
	Nuwerus	Yes	No	No	1		<50% Implemented	Good

Watch Area 2: IMPLEMENTATION - Securing of water services grants, funding, and appropriate resources to implement the CAP

WSI Name	WWTW Name	CAP Implementation Monitoring	KPA Areas Targeted via CAP	Resources Secured/ Mobilised for CAP implementation, i.e. Turnaround of <31% GD % TSA
Matzikama LM	Vredendal North	Yes	KPA A: Capacity Management (15%) KPA D: Technical Management (20%)	Municipal (internal) budget allocated to CAP Additional competent external resources contracted
	Strandfontein	Yes	KPA A: Capacity Management (15%) KPA D: Technical Management (20%)	Municipal (internal) budget allocated to CAP Additional competent external resources contracted
	Van Rhynsdorp	Yes	KPA A: Capacity Management (15%)	Municipal (internal) budget allocated to CAP Additional competent external resources contracted
	Rietpoort	Yes	KPA D: Technical Management (20%)	Municipal (internal) budget allocated to CAP Additional competent external resources contracted
	Nuwerus	Yes	KPA A: Capacity Management (15%) KPA D: Technical Management (20%)	Municipal (internal) budget allocated to CAP Additional competent external resources contracted

Watch Area 3: INTERVENTION – Status and types of interventions by DWS

WSI Name	WWTW Names	Regulator's Compliance Monitoring and Enforcement Status	Action to follow and other comment
Matzikama LM	Vredendal North	1x case reported and investigated 25 Nov 14	Amended action plan submitted in October 2022, data on IRIS reflect improvement & service provide appointed to compile a W2RAP
	Strandfontein	No non-compliance cases reported	
	Van Rhynsdorp		
	Rietpoort		
	Nuwerus		

12.6 Prince Albert Local Municipality

The municipality was identified to have the following wastewater treatment systems in critical state and was advised by the Regulator to issue a Corrective Action Plans (CAPs) and ringfenced grant allocation to the identified systems. The following results were found following analysis of the CAPs and funds as submitted by the WSA during the period 1 April 2022 to 31 March 2023.

BASELINE:

WSI Name	WSI 2021 GD Score	WSI TSA Score	Total VROOM Cost	WWTW Names (<31% score)	WWTW 2021 GD Score
Prince Albert LM	14%	52%	R211,000	Prince Albert	13.0%
				Klaarstroom	14.5%
				Leeugamka	20.1%

Watch Area 1: PLANNING - Corrective Action Plan to improve on the Green Drop Scores

WSI Name	WWTW Name	Compliance Letters Issued	WSA Requested Support to develop the CAP	DWS Schedule Engagement WSIs	# CAPs recd by DWS	Date of CAPs receipt by DWS	CAP Implementation Status: Progress @ 31 March 2022	Quality of CAP
Prince Albert LM	Prince Albert	Yes	No	No	1	Yes, 15/08/22	<50% Implemented	Poor
	Klaarstroom	Yes	No	No	1		<50% Implemented	Poor
	Leeugamka	Yes	No	No	1		<50% Implemented	Poor

Watch Area 2: IMPLEMENTATION - Securing of water services grants, funding, and appropriate resources to implement the CAP

WSI Name	WWTW Name	CAP Implementation Monitoring	KPA Areas Targeted via CAP	Resources Secured/ Mobilised for CAP implementation, i.e. Turnaround of <31% GD % TSA
Prince Albert LM	Prince Albert	Yes	KPA A: Capacity Management (15%); KPA B: Environmental Management (15%); KPA C: Financial Management (20%) KPA D: Technical Management (20%); KPA E: Effluent & Sludge Compliance (30%)	Additional competent persons appointed internally Grant funding rerouted for CAP implementation
	Klaarstroom	Yes	KPA A: Capacity Management (15%); KPA B: Environmental Management (15%); KPA C: Financial Management (20%) KPA D: Technical Management (20%); KPA E: Effluent & Sludge Compliance (30%)	Additional competent persons appointed internally Grant funding rerouted for CAP implementation
	Leeugamka	Yes	KPA A: Capacity Management (15%); KPA B: Environmental Management (15%); KPA C: Financial Management (20%) KPA D: Technical Management (20%); KPA E: Effluent & Sludge Compliance (30%)	Additional competent persons appointed internally Grant funding rerouted for CAP implementation

Watch Area 3: INTERVENTION – Status and types of interventions by DWS

WSI Name	WWTW Names	Regulator's Compliance Monitoring and Enforcement Status	Action to follow and other comment
Prince Albert LM	Prince Albert	1x case reported and investigated on 29 June 2022 i.e. the complaint relates to drinking water quality	Green drop Technical advisory engagement, 14 March 2023. This is part of Section 154 Task Team initiative undertaken by the DWS and SALGA to get both political and administrative commitment. Progress and update meeting on Action Plan, scheduled for the 18/04/2023
	Klaarstroom	No non-compliance cases reported	
	Leeugamka	No non-compliance cases reported	

12.7 Swellendam Local Municipality

The municipality was identified to have the following wastewater treatment systems in critical state and was advised by the Regulator to issue a Corrective Action Plans (CAPs) and ringfenced grant allocation to the identified systems. The following results were found following analysis of the CAPs and funds as submitted by the WSA during the period 1 April 2022 to 31 March 2023.

BASELINE:

WSI Name	WSI 2021 GD Score	WSI TSA Score	Total VROOM Cost	WWTW Names (<31% score)	WWTW 2021 GD Score
Swellendam LM	30%	54%	R3,917,000	Buffelsjagsrivier	29.6%
				Barrydale	22.7%
				Klipperivier	30.5%

Watch Area 1: PLANNING - Corrective Action Plan to improve on the Green Drop Scores

WSI Name	WWTW Name	Compliance Letters Issued	WSA Requested Support to develop the CAP	DWS Schedule Engagement WSIs	# CAPs recd by DWS	Date of CAPs receipt by DWS	CAP Implementation Status: Progress @ 31 March 2022	Quality of CAP
Swellendam LM	Buffelsjagsrivier	Yes	No	No	1	Yes, 16/08/22	>50% Implemented	Good
	Barrydale	Yes	No	No	1		<50% Implemented	Good
	Klipperivier	Yes	No	No	1		>50% Implemented	Good

Watch Area 2: IMPLEMENTATION - Securing of water services grants, funding, and appropriate resources to implement the CAP

WSI Name	WWTW Name	CAP Implementation Monitoring	KPA Areas Targeted via CAP	Resources Secured/ Mobilised for CAP implementation, i.e. Turnaround of <31% GD % TSA
Swellendam LM	Buffelsjagsrivier	Yes	KPA A: Capacity Management (15%) KPA D: Technical Management (20%) KPA E: Effluent & Sludge Compliance (30%)	Municipal budget allocated External resources contracted Grant funding rerouted
	Barrydale	Yes	KPA A: Capacity Management (15%) KPA D: Technical Management (20%) KPA E: Effluent & Sludge Compliance (30%)	Municipal budget allocated External resources contracted
	Klipperivier	Yes	KPA A: Capacity Management (15%) KPA D: Technical Management (20%) KPA E: Effluent & Sludge Compliance (30%)	Municipal budget allocated External resources contracted Grant funding rerouted Internal competent persons appointed

Watch Area 3: INTERVENTION – Status and types of interventions by DWS

WSI Name	WWTW Names	Regulator's Compliance Monitoring and Enforcement Status	Action to follow and other comment
Swellendam LM	Buffelsjagsrivier	No non-compliance cases reported Issued NWA Notice (Pre-directive)	The anaerobic sludge ponds were mechanically cleaned as recommended on inspection dated February 2022
	Barrydale	No non-compliance cases reported Issued NWA Directive	No progress, the action plan lacked details relating to this plant due to lack of funding
	Klipperivier	No non-compliance cases reported Issued NWA Directive	Inspections undertaken on February 2022 noted a number of activities implemented, cable installations, all three pump stations fixed, operational logbooks & O&M Manuals are in place, degriiter and drum screen repaired etc. IRIS training in August 2022 and data availability on IRIS noted.

13. CONCLUSION

At time of the release of the Green Drop Report 2022, the Minister of Water and Sanitation made it clear that action would be taken against municipalities that continue to put the lives of people and the environment at risk. The Green Drop Watch Report monitors the actions and progress taken by 334 critical-state wastewater systems since April 2022, as well as the enforcement measures initiated by the Department's regional offices to address defective services. The Watch report reveals particular vulnerabilities and deficiencies by the responding municipalities, with some being more despondent than others. Despite the implementation of support and enforcement measures by DWS (and relevant sector partners), the interventions appear to lack the desired impact to halt declining services or ensure timely and successful turnaround. This begs a rethink of the type and nature of interventions required to deepen and fast-track intercessions to match the magnitude and pace of decline and lack of responsiveness by municipalities who persist in critical state.

Regulatory Concerns

- ◆ **Watch Area 1 (Planning):** Any response to non-compliance starts with a rigorous plan that has reasonable timelines, responsible persons, targeted outcomes, and the necessary resources to implement the plan. From the DWS regions, a 100% response is observed whereby all 90 municipalities and 334 critical state wastewater systems received non-compliance letters. From the municipalities' side, responses varied from 1) municipalities requesting support or extension to the 60 day deadline for CAPs, 2) no response, and 3) submission of responding CAPs. Municipalities in the Free State, Limpopo and Western Cape did not request support or extension. Poor responsiveness was observed for Free State, KZN, Northern Cape and North West in terms of CAPs submissions. DWS regions report that a notable number of CAPs is of poor to very poor quality, although some regions report very good plans that would be able to remedy the defective status of the identified systems. The regions report an overall poor implementation status against the CAPs, with Free State, KZN, Limpopo and Mpumalanga showing no implementation progress.
- ◆ **Watch Area 2 (Implementation):** All corrective action plans that were submitted by critical-state municipalities, were monitored by DWS for implementation. This Watch Area assesses whether the CAPs addresses the 5 KPAs of the Green Drop audits, and the type of resources put in place to support CAP implementation. With the exception of Gauteng and Western Cape, the balance of the municipalities does not target one or more of the KPAs to remedy KPAs 1) management, 2) environment, 3) financial, 4) technical, or 5) compliance. A number of municipalities with CAPs, was able to identify the resources that would be allocated to implement their CAPs, with the majority exception being located in the Eastern Cape, Free State, KZN, and Northern Cape. Effectively this means that even where CAPs are in place, they are not targeting specific results, nor are they having the required resources to implement the remedial plans.
- ◆ **Watch Area 3 (Intervention):** Should the Regulator's 1st intervention fail, i.e. to call for CAPs, follow-up interventions are required. Watch Area 3 identified a high follow-up rate by DWS regions Gauteng and KZN, with commendable monitoring actions taking place in all regional offices. Regional Heads reflect differently on the main issues that impact on turning around wastewater services. The key issues are 1) funding constraints, 2) lack of targeted, resources actions plans, 3) vandalism and theft, 4) sewage losses before reaching the treatment works, 5) construction and contractor issues and not meeting deadline or quality objectives, 6) unstable technical staff, 7) lack of cooperation by municipalities, 8) lack of capacity by DWS enforcement officials, 9) ongoing lack of O&M by municipalities despite enforcement measures taken, 10) training constraints, 11) non-responsive or vague commitment by municipalities, 12) ongoing deterioration of infrastructure, processes and poor effluent quality.

The Way Forward

The Department will continuously monitor the implementation of the corrective action plans through the Water Services Improvement Programme. Further necessary enforcement action will be taken to ensure compliance to regulatory requirements. This will improve the quality of wastewater discharged into the scarce water resources.

ANNEXURE A – REGULATORY INTERVENTIONS

The regulatory interventions consist of the following interventions (WSIP, 2022)

1a Failure of a municipality to obtain authorisation for abstraction or discharge, or failure to comply with authorisation (material breach)	In terms of the Sections 19, 20, 53 or 118 of the National Water Act: <ul style="list-style-type: none"> Issue directive to municipality to obtain abstraction authorisation or to comply with the conditions of the authorisation Issue directive to municipality to obtain discharge authorisation or to comply with the conditions of the authorisation. Institute legal proceedings.
1b Pollution of waterways by a municipality in terms of the National Water Act S19, 53	<ul style="list-style-type: none"> Issue directive to municipality to take corrective action for material breach Take corrective action directly and recover cost. Take over function for a defined period in case of serious and persistent material breach (see Category 4) if non-compliant or non-responsive to directive (serious breach)
Contravention of the Water Services Act	
1 Failure to fulfil an obligation set out in the Water Services Act or to meet regulated minimum national norms and standards	<ul style="list-style-type: none"> Issue non-compliance letter ito s9(4) or 10(4) Require the municipality to develop, implement and report on a strategy and plan to remedy the breach. Offer support to implement the plan (can issue directive to Water Boards)
2. Material breach of Water Services Act obligations	<ul style="list-style-type: none"> Issue non-compliance letter ito s9(4) or 10(4) Require the municipality to develop, implement and report on a strategy and plan to remedy the breach. Offer support to implement the plan
3. Serious material breach of Water Services Act and or unsuccessful (failed to produce or implement) Category 2 response from WSA	<ul style="list-style-type: none"> (Category 2 response optional) Impose a recovery plan (and offer associated support) Request relevant province to intervene (DCOG) if imposed plan is not implemented as per Water Services Act
4. Serious & persistent material breach of Water Services Act obligations or unsuccessful Category 3 response from WSA and Provincial COGTA)	(Category 2 and 3 responses optional) Take over the function for a defined period
Negligence and criminality on the part of individuals	
5a Criminality or negligence	<ul style="list-style-type: none"> Consult with National Enforcement where suspected Lay criminal charges against individuals and refer to National Enforcement for Criminal investigation (Gr 2 Environmental Management Inspectors)
5b Breach of professional code of conduct	<ul style="list-style-type: none"> Refer to individual's relevant professional body i.e. the Engineering Council of South Africa to institute proceedings related to improper conduct.

ANNEXURE B – LIST OF TABLES AND FIGURES

LIST OF TABLES

Table 1 - National 2021 Green Drop Performance Highlights	3
Table 2 - Number of wastewater systems in Critical Space with Green Drop score of <31%	3
Table 3 - %CRR/CRR _{max} scores and WWTWs in critical and high-risk space	4
Table 4 - 2021 National Green Drop Baseline Summary	4
Table 5 - National Summary of the Corrective Action Planning during 1 April 2022 to 31 March 2023.....	5
Table 6 - National Summary of the Systems addressing the GD KPAs and Securing/ Mobilising Resources to Implement the CAPs	5
Table 7 - National Summary of the Regulatory Interventions	6
Table 8 - Eastern Cape 2021 Green Drop Summary	9
Table 9 - WWTWs with <31% Green Drop scores.....	9
Table 10 - %CRR/CRR _{max} scores and WWTWs in critical and high-risk space	10
Table 11 - 2021 Green Drop Baseline Summary	10
Table 12 - Summary of the Corrective Action Planning during 1 April 2022 to 31 March 2023	11
Table 13 - Summary of the Targeted KPAs and Resources to implement CAPs and effect turnaround	13
Table 14 - Summary of the Regulatory Interventions.....	15
Table 15 - Free State 2021 Green Drop Summary	26
Table 16 - WWTWs with <31% Green Drop scores.....	27
Table 17 - %CRR/CRR _{max} scores and WWTWs in critical and high-risk space	27
Table 18 - 2021 Green Drop Baseline Summary	28
Table 19 - Summary of the Corrective Action Planning during 1 April 2022 to 31 March 2023	29
Table 20 - Summary of the Regulatory Interventions.....	31
Table 21 - Gauteng 2021 Green Drop Summary.....	46
Table 22 - WWTWs with <31% Green Drop scores.....	46
Table 23 - %CRR/CRR _{max} scores and WWTWs in critical and high-risk space	47
Table 24 - 2021 Green Drop Baseline Summary	47
Table 25 - Summary of the Corrective Action Planning during 1 April 2022 to 31 March 2023	47
Table 26 - Summary of the Targeted KPAs and Resources to implement CAPs and effect turnaround	49
Table 27 - Summary of the Regulatory Interventions.....	50
Table 28 - KwaZulu Natal 2021 Green Drop Summary	57
Table 29 - WWTWs with <31% Green Drop scores.....	57
Table 30 - %CRR/CRR _{max} scores and WWTWs in critical and high-risk space	57
Table 31 - 2021 Green Drop Baseline Summary	58
Table 32 - Summary of the Corrective Action Planning during 1 April 2022 to 31 March 2023	59
Table 33 - Summary of the Targeted KPAs and Resources to implement CAPs and effect turnaround	60
Table 34 - Summary of the Regulatory Interventions.....	61
Table 35 - Limpopo 2021 Green Drop Summary	67
Table 36 - WWTWs with <31% Green Drop scores.....	67
Table 37 - %CRR/CRR _{max} scores and WWTWs in critical and high-risk space	68
Table 38 - 2021 Green Drop Baseline Summary	68
Table 39 - Summary of the Corrective Action Planning during 1 April 2022 to 31 March 2023	69
Table 40 - Summary of the Targeted KPAs and Resources to implement CAPs and effect turnaround	71
Table 41 - Summary of the Regulatory Interventions.....	73
Table 42 - Mpumalanga 2021 Green Drop Summary	85
Table 43 - WWTWs with <31% Green Drop scores.....	85
Table 45 - %CRR/CRR _{max} scores and WWTWs in critical and high-risk space	86
Table 45 - 2021 Green Drop Baseline Summary	86
Table 46 - Summary of the Corrective Action Planning during 1 April 2022 to 31 March 2023	87
Table 47 - Summary of the Targeted KPAs and Resources to implement CAPs and effect turnaround	88
Table 48 - Summary of the Regulatory Interventions.....	89
Table 49 - North West 2021 Green Drop Summary	100
Table 50 - WWTWs with <31% Green Drop scores.....	100
Table 51 - %CRR/CRR _{max} scores and WWTWs in critical and high-risk space	100
Table 52 - 2021 Green Drop Baseline Summary	101
Table 53 - Summary of the Corrective Action Planning during 1 April 2022 to 31 March 2023	102
Table 54 - Summary of the Targeted KPAs and Resources to implement CAPs and effect turnaround	103
Table 55 - Summary of the Regulatory Interventions.....	105
Table 56 - Northern Cape 2021 Green Drop Summary.....	116
Table 57 - WWTWs with <31% Green Drop scores.....	116
Table 58 - %CRR/CRR _{max} scores and WWTWs in critical and high-risk space	117
Table 59 - 2021 Green Drop Baseline Summary	118
Table 60 - Summary of the Corrective Action Planning during 1 April 2022 to 31 March 2023	119
Table 61 - Summary of the Targeted KPAs and Resources to implement CAPs and effect turnaround	121
Table 62 - Summary of the Regulatory Interventions.....	123
Table 63 - Western Cape 2021 Green Drop Summary.....	142
Table 64 - WWTWs with <31% Green Drop scores.....	142

Table 65 - %CRR/CRR _{max} scores and WWTWs in critical and high-risk space	142
Table 66 - 2021 Green Drop Baseline Summary	143
Table 67 - Summary of the Corrective Action Planning during 1 April 2022 to 31 March 2023	144
Table 68 - Summary of the Targeted KPAs and Resources to implement CAPs and effect turnaround	144
Table 69 - Summary of the Regulatory Interventions.....	146

LIST OF FIGURES

Figure 1 - National Summary of CAPs Receipt Status, and CAPs Receipt and Implementation Status	5
Figure 2 - National Summary of Systems addressing the GD KPAs via CAP and Securing/ Mobilising Resources for CAP Implementation	6
Figure 3 - National Summary of Regulators Compliance Monitoring and Enforcement Status.....	7
Figure 4 - EC Summary of CAPs Received and Not Received, CAP Implementation Status, and Quality of CAPs Received	13
Figure 5 - Summary of KPA Areas Targeted via CAP and Resources Secured/ Mobilised for CAP Implementation	15
Figure 6 - Summary of Regulators Compliance Monitoring and Enforcement Status	18
Figure 7 - FS Summary of CAPs Received and Not Received	31
Figure 8 - Summary of Regulators Compliance Monitoring and Enforcement Status	34
Figure 9 - GP Summary of CAPs Received and Not Received, CAP Implementation Status, and Quality of CAPs Received	48
Figure 10 - Summary of KPA Areas Targeted via CAP and Resources Secured/ Mobilised for CAP Implementation	49
Figure 11 - Summary of Regulators Compliance Monitoring and Enforcement Status	51
Figure 13 - Summary of Regulators Compliance Monitoring and Enforcement Status	62
Figure 14 - LP Summary of CAP Implementation Status, and Quality of CAPs Received	71
Figure 15 - Summary of KPA Areas Targeted via CAP and Resources Secured/ Mobilised for CAP Implementation	72
Figure 16 - Summary of Regulators Compliance Monitoring and Enforcement Status	75
Figure 17 - MP Summary of CAPs Received and Not Received, CAP Implementation Status, and Quality of CAPs Received	88
Figure 18 - Summary of Regulators Compliance Monitoring and Enforcement Status	92
Figure 19 - NW Summary of CAPs Received and Not Received and CAP Implementation Status	103
Figure 20 - Summary of KPA Areas Targeted via CAP and Resources Secured/ Mobilised for CAP Implementation	104
Figure 21 - Summary of Regulators Compliance Monitoring and Enforcement Status	108
Figure 22 - NC Summary of CAPs Received and Not Received, CAP Implementation Status, and Quality of CAPs Received	121
Figure 23 - Summary of Regulators Compliance Monitoring and Enforcement Status	127
Figure 24 - WC Summary of the CAP Implementation Status, and Quality of CAPs Received	144
Figure 25 - Summary of KPA Areas Targeted via CAP and Resources Secured/ Mobilised for CAP Implementation	146
Figure 26 - Summary of Regulators Compliance Monitoring and Enforcement Status	148